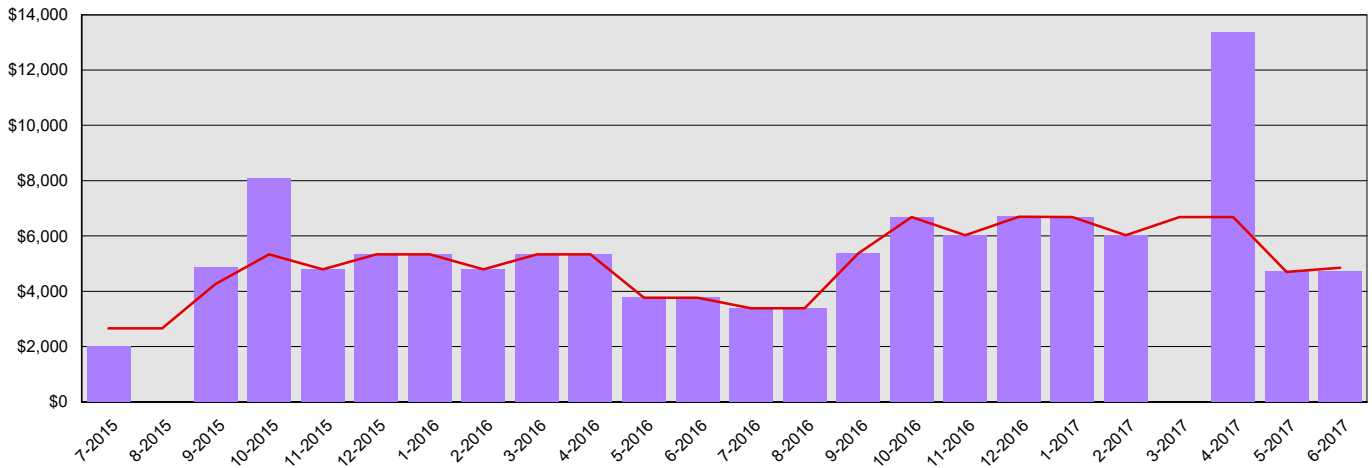


Western Washington University Summary Financial Report for 2015-17 Biennium to Date

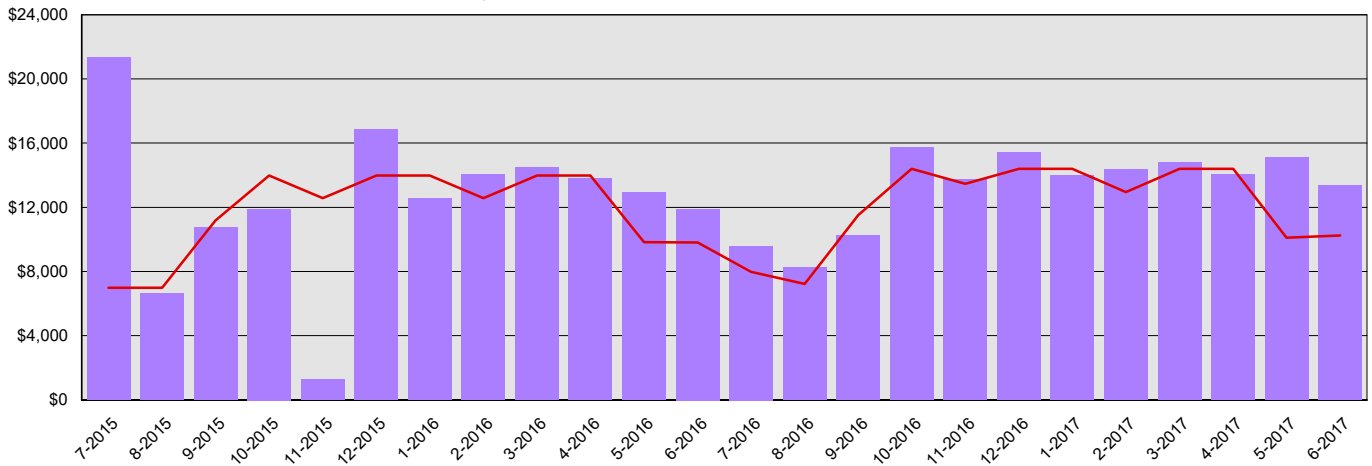
Dollars in Thousands

All Funds Variance to Date	\$21,753 Overexpenditure	7.6% Overexpenditure
----------------------------	--------------------------	----------------------

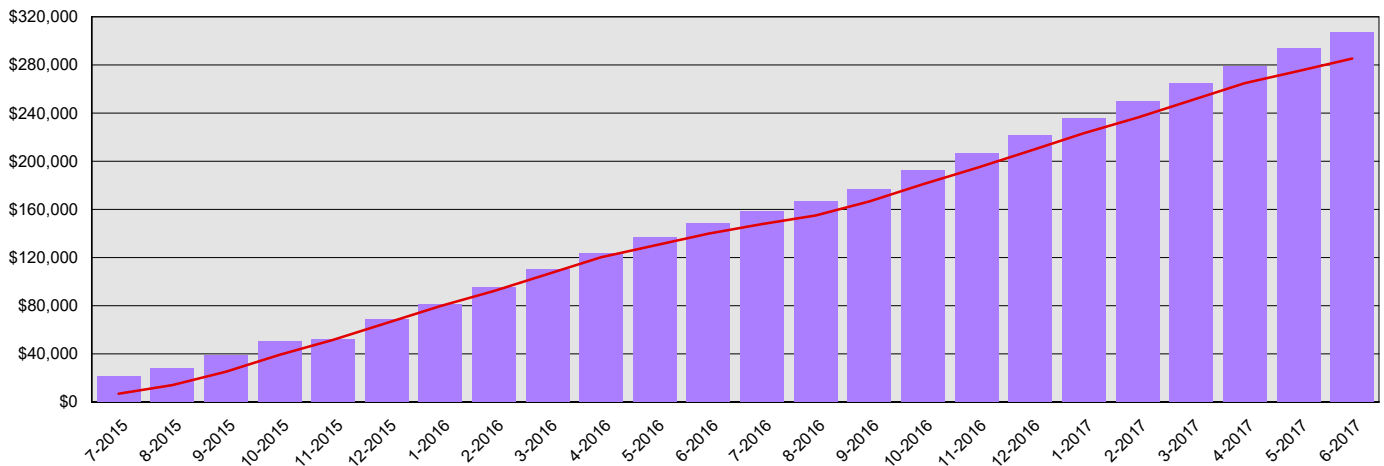
Monthly Planned vs. Actual Expenditures - GFS



Monthly Planned vs. Actual Expenditures - All Funds



Planned vs. Actual Cumulative Expenditures - All Funds



Actuals (Vertical Bars)



Estimates (line)



Western Washington University
Summary Financial Report for 2015-17 Biennium to Date

Dollars in Thousands

Program/Fund Expenditure Detail

Expenditures by Program	Estimate¹	Actual	Variance	% Var.
Instruction	\$161,130	\$151,861	\$9,269	5.8%
Research	\$2,838	\$2,270	\$568	20.0%
Primary Support	\$14,169	\$16,105	(\$1,936)	-13.7%
Library	\$14,167	\$17,745	(\$3,578)	-25.3%
Student Services	\$22,547	\$27,803	(\$5,256)	-23.3%
Institutional Support	\$39,461	\$52,864	(\$13,403)	-34.0%
Plant Operations and Maintenance	\$30,985	\$38,403	(\$7,418)	-23.9%
Sponsored Research and Programs	\$0	\$0	\$0	0.0%
Total	\$285,297	\$307,051	(\$21,754)	-7.6%

Expenditure by Fund Group	Estimate¹	Actual	Variance	% Var.
General Fund State	\$120,589	\$120,446	\$143	0.1%
Other Funds Non-Appropriated	\$150,971	\$172,867	(\$21,896)	-14.5%
Other Funds State	\$13,737	\$13,737	\$0	0.0%
Total	\$285,297	\$307,050	(\$21,753)	-7.6%

FTEs by Program	Estimate¹	Actual	Variance	% Var.
Instruction	797.0	882.3	(85.3)	-10.7%
Research	9.0	8.6	0.4	4.4%
Primary Support	68.0	61.5	6.5	9.6%
Library	68.2	58.2	10.0	14.7%
Student Services	122.2	147.8	(25.6)	-20.9%
Institutional Support	189.3	197.6	(8.3)	-4.4%
Plant Operations and Maintenance	140.1	54.6	85.5	61.0%
Total	1,393.8	1,410.6	(16.8)	-1.2%

1 Estimates include the OFM Official Allotment plus Unanticipated Receipts

2 Only includes Accounts for the Administering Agency

Negative Variance - Denotes Possible Problem

Western Washington University
Summary Financial Report for 2015-17 Biennium to Date

Dollars in Thousands

Fund	Revenue Detail			
	Estimate ¹	Actual	Variance	% Var.
General Fund	\$0	(\$250)	(\$250)	0.0%
Western Washington University Capital Projects Account	\$7,815	\$7,881	\$66	0.8%
Inst of HI ED-Operating Fees Acct	\$150,245	\$166,142	\$15,897	10.6%
Special Personnel Litigation Revolving Account	\$748	\$0	(\$748)	-100.0%
Total	\$158,808	\$173,773	\$14,965	9.4%

Fund Group	Revenue by Fund Group			
	Estimate ¹	Actual	Variance	% Var.
General Fund State	\$0	(\$250)	(\$250)	0.0%
Other Funds State	\$158,808	\$174,023	\$15,215	9.6%
Total	\$158,808	\$173,773	\$14,965	9.4%

1 Estimates include the OFM Official Allotment plus Unanticipated Receipts

2 Only includes Accounts for the Administering Agency

Negative Variance - Denotes Possible Problem