

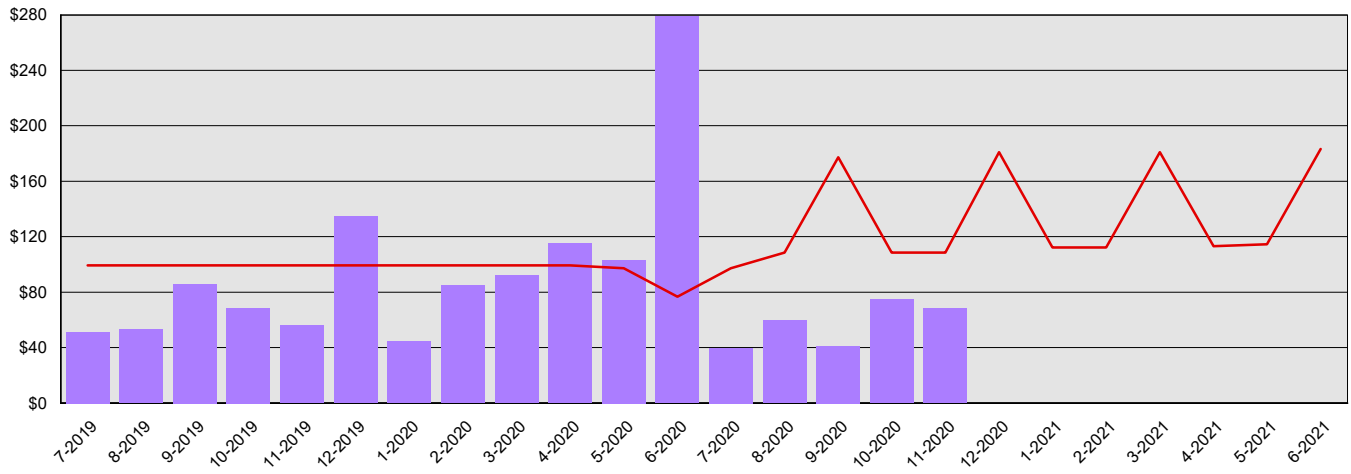
Recreation and Conservation Funding Board

Summary Financial Report for 2019-21 Biennium to Date

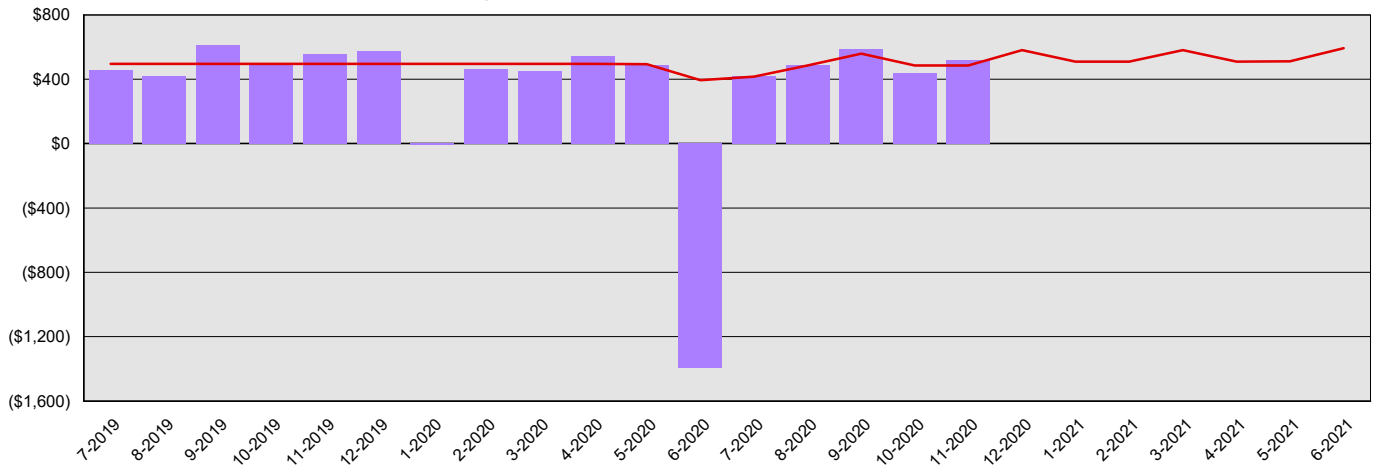
Dollars in Thousands

All Funds Variance to Date	\$2,152 Underexpenditure	26.0% Underexpenditure
----------------------------	--------------------------	------------------------

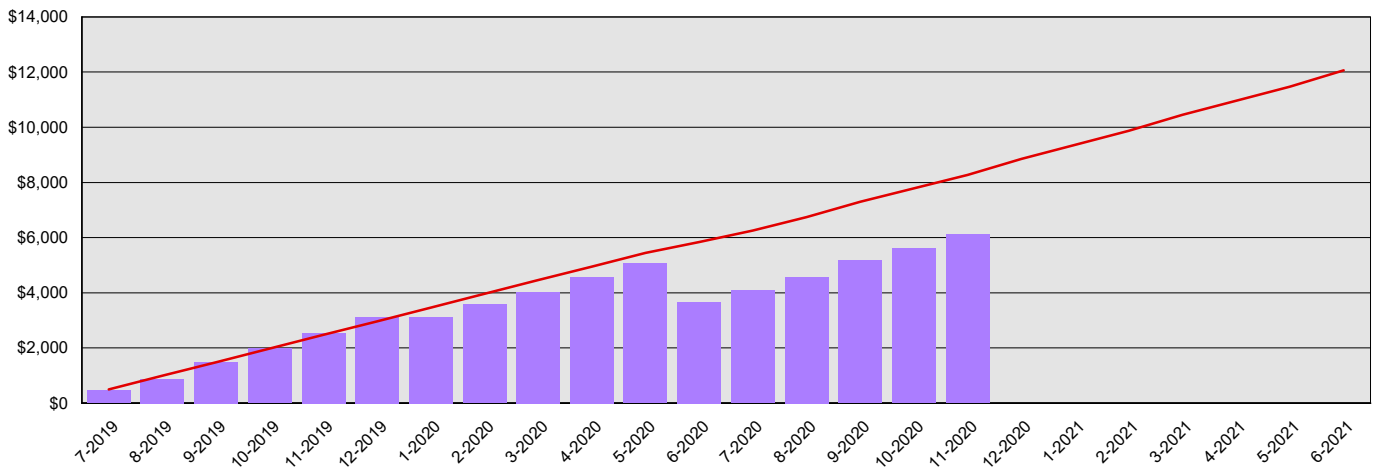
Monthly Planned vs. Actual Expenditures - GFS



Monthly Planned vs. Actual Expenditures - All Funds



Planned vs. Actual Cumulative Expenditures - All Funds



Actuals (Vertical Bars)



Estimates (line)



1/5/2021

Recreation and Conservation Funding Board
Summary Financial Report for 2019-21 Biennium to Date

Dollars in Thousands

Program/Fund Expenditure Detail

Expenditures by Program		Estimate¹	Actual	Variance	% Var.
Operations		\$8,274	\$6,122	\$2,152	26.0%
	Total	\$8,274	\$6,122	\$2,152	26.0%
Expenditure by Fund Group		Estimate¹	Actual	Variance	% Var.
General Fund Federal		\$2,640	\$1,094	\$1,546	58.6%
General Fund Private/Local		\$17	\$3	\$14	82.4%
General Fund State		\$1,768	\$1,451	\$317	17.9%
Other Funds Non-Appropriated		\$12	\$6	\$6	50.0%
Other Funds State		\$3,836	\$3,567	\$269	7.0%
	Total	\$8,273	\$6,121	\$2,152	26.0%
FTEs by Program		Estimate¹	Actual	Variance	% Var.
Operations		20.1	20.5	(0.4)	-2.0%
	Total	20.1	20.5	(0.4)	-2.0%

1 Estimates include the OFM Official Allotment plus Unanticipated Receipts

2 Only includes Accounts for the Administering Agency

Negative Variance - Denotes Possible Problem

Recreation and Conservation Funding Board
Summary Financial Report for 2019-21 Biennium to Date

Dollars in Thousands

Revenue Detail

Fund	Estimate¹	Actual	Variance	% Var.
General Fund	\$53,208	\$33,445	(\$19,763)	-37.1%
Industrial Insurance Premium Refund Account	\$0	\$10	\$10	0.0%
Firearms Range Account	\$0	\$2	\$2	0.0%
Total	\$53,208	\$33,457	(\$19,751)	-37.1%

Revenue by Fund Group

Fund Group	Estimate¹	Actual	Variance	% Var.
General Fund Federal	\$53,193	\$33,442	(\$19,751)	-37.1%
General Fund Private/Local	\$15	\$3	(\$12)	-80.0%
General Fund State	\$0	\$0	\$0	0.0%
Other Funds State	\$0	\$12	\$12	0.0%
Total	\$53,208	\$33,457	(\$19,751)	-37.1%

Fund Balances Showing Deficits ²

Fund	BTB Balance	Proj. Balance
Youth Athletic Facility Account	(\$2)	(\$2)

¹ Estimates include the OFM Official Allotment plus Unanticipated Receipts

² Only includes Accounts for the Administering Agency

Negative Variance - Denotes Possible Problem