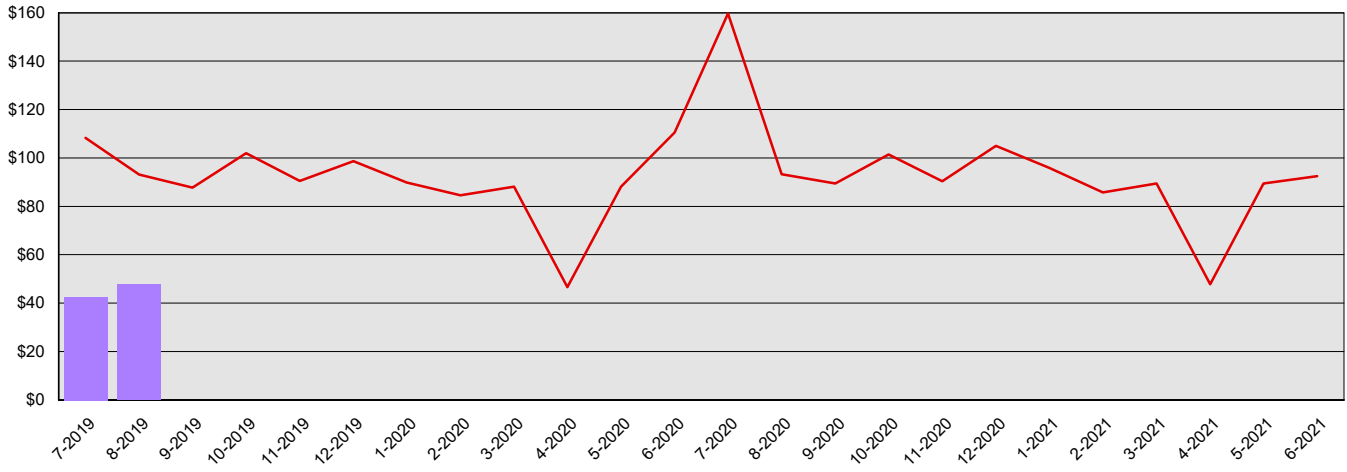


Columbia River Gorge Commission Summary Financial Report for 2019-21 Biennium to Date

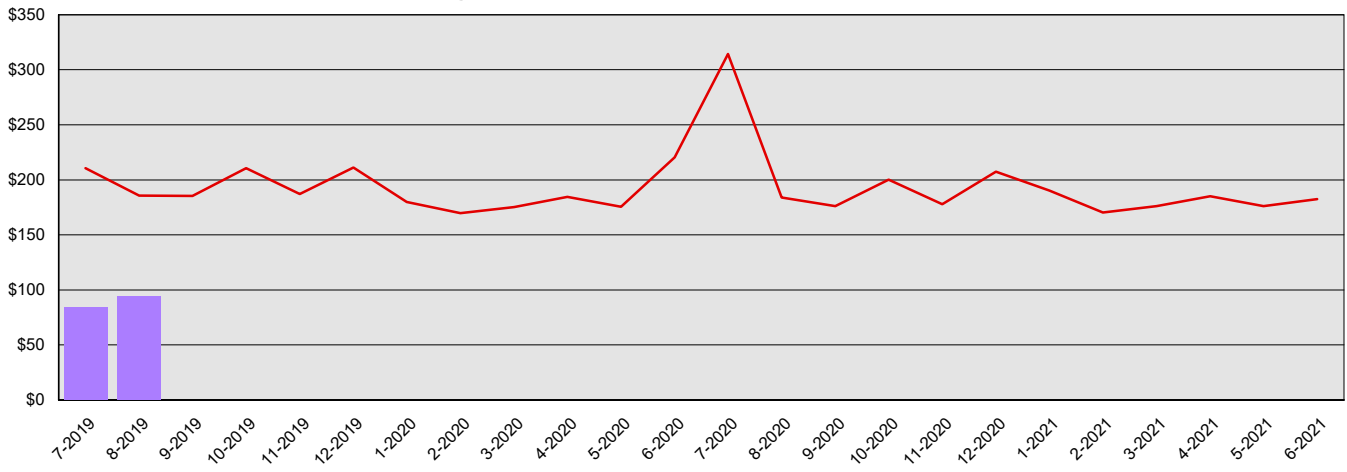
Dollars in Thousands

All Funds Variance to Date	\$218 Underexpenditure	55.1% Underexpenditure
-----------------------------------	-------------------------------	-------------------------------

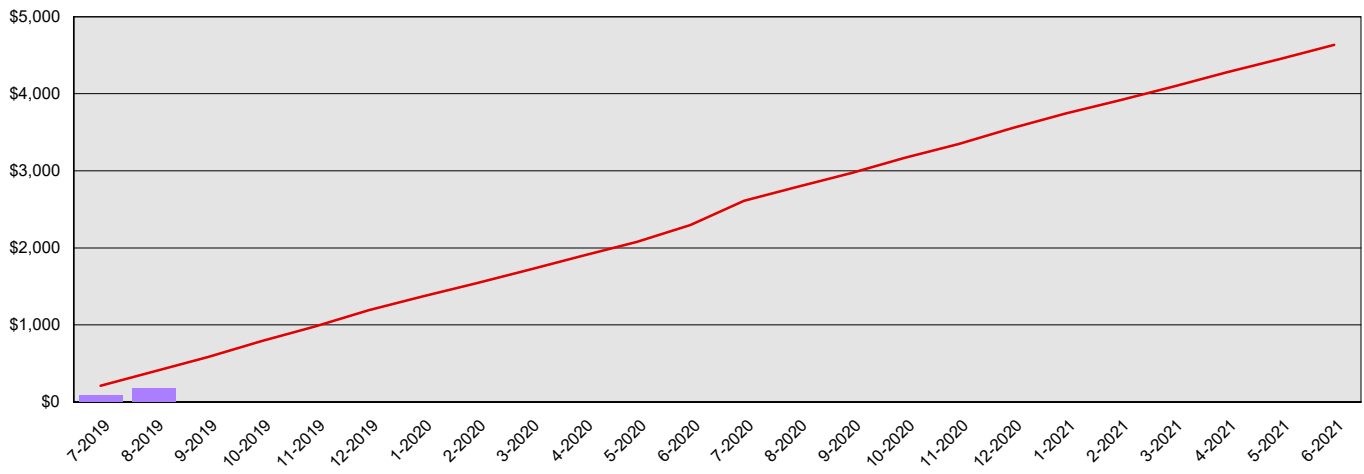
Monthly Planned vs. Actual Expenditures - GFS



Monthly Planned vs. Actual Expenditures - All Funds



Planned vs. Actual Cumulative Expenditures - All Funds



Actuals (Vertical Bars)



Estimates (line)



Columbia River Gorge Commission
Summary Financial Report for 2019-21 Biennium to Date

Dollars in Thousands

Program/Fund Expenditure Detail					
Expenditures by Program		Estimate¹	Actual	Variance	% Var.
Administration		\$396	\$178	\$218	55.1%
	Total	\$396	\$178	\$218	55.1%
Expenditure by Fund Group		Estimate¹	Actual	Variance	% Var.
General Fund Private/Local		\$195	\$88	\$107	54.9%
General Fund State		\$201	\$90	\$111	55.2%
	Total	\$396	\$178	\$218	55.1%
FTEs by Program		Estimate¹	Actual	Variance	% Var.
Administration		16.4	7.4	9.0	54.9%
	Total	16.4	7.4	9.0	54.9%

1 Estimates include the OFM Official Allotment plus Unanticipated Receipts

2 Only includes Accounts for the Administering Agency

Negative Variance - Denotes Possible Problem

Columbia River Gorge Commission
Summary Financial Report for 2019-21 Biennium to Date

Dollars in Thousands

		Revenue Detail			
Fund		Estimate ¹	Actual	Variance	% Var.
General Fund		\$195	\$0	(\$195)	-100.0%
	Total	\$195	\$0	(\$195)	-100.0%

		Revenue by Fund Group			
Fund Group		Estimate ¹	Actual	Variance	% Var.
General Fund Private/Local		\$195	\$0	(\$195)	-100.0%
	Total	\$195	\$0	(\$195)	-100.0%

1 Estimates include the OFM Official Allotment plus Unanticipated Receipts

2 Only includes Accounts for the Administering Agency

Negative Variance - Denotes Possible Problem