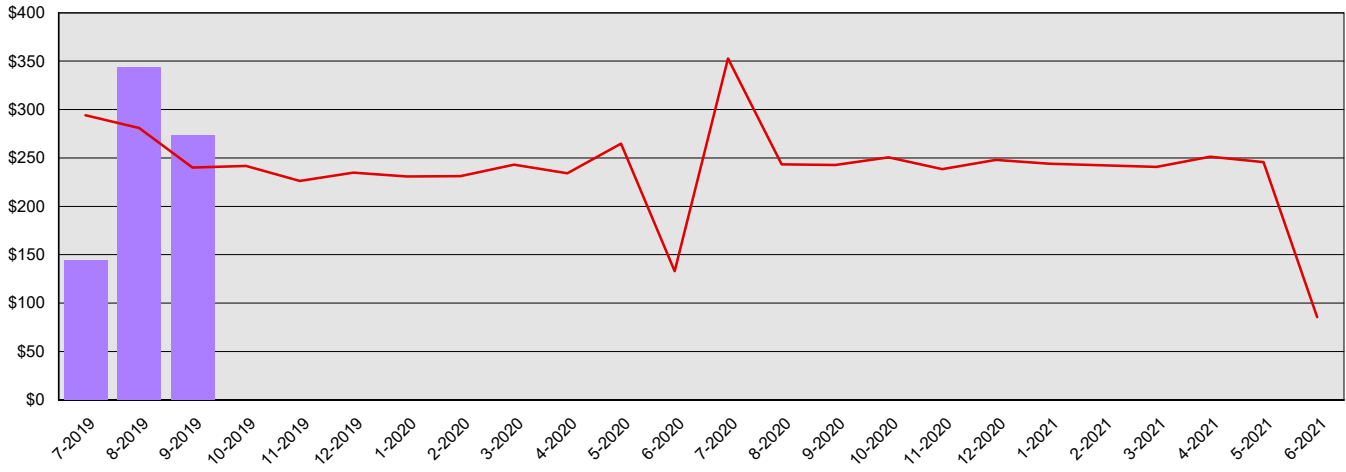


Eastern Washington State Historical Society Summary Financial Report for 2019-21 Biennium to Date

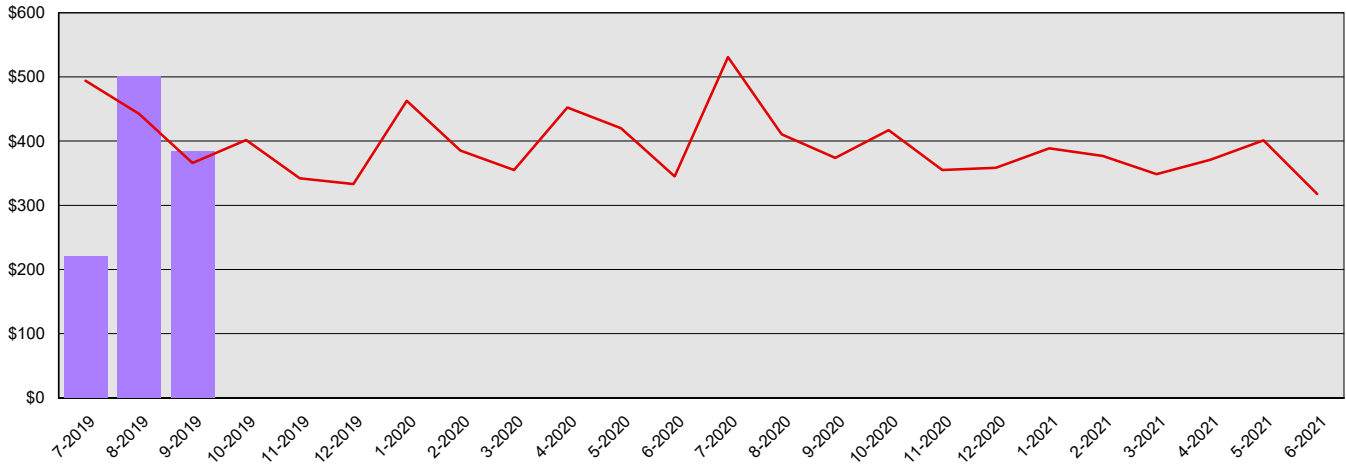
Dollars in Thousands

All Funds Variance to Date	\$198 Underexpenditure	15.2% Underexpenditure
-----------------------------------	-------------------------------	-------------------------------

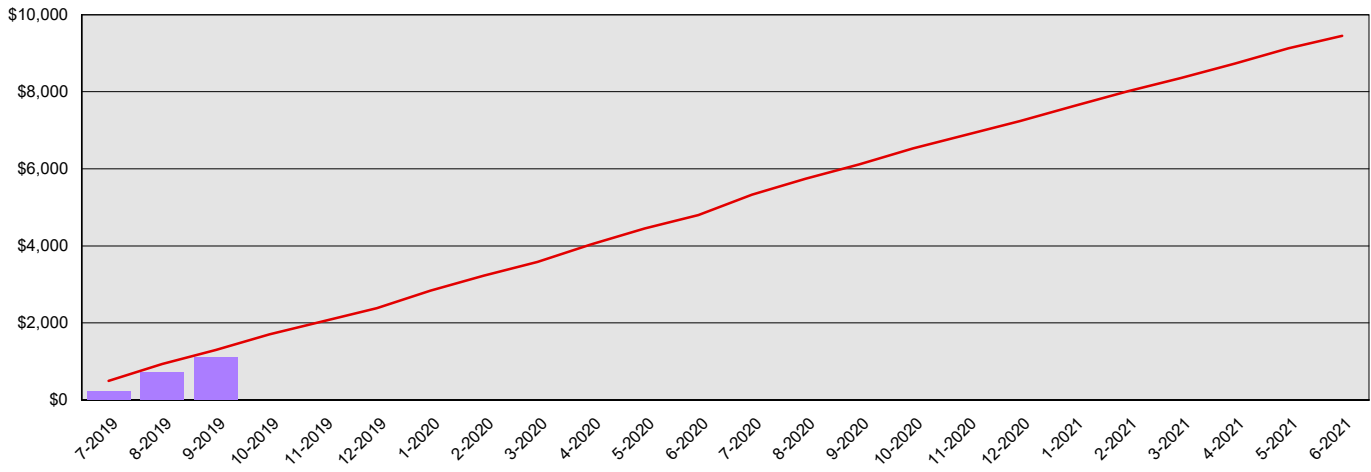
Monthly Planned vs. Actual Expenditures - GFS



Monthly Planned vs. Actual Expenditures - All Funds



Planned vs. Actual Cumulative Expenditures - All Funds



Actuals (Vertical Bars)



Estimates (line)



Eastern Washington State Historical Society
Summary Financial Report for 2019-21 Biennium to Date

Dollars in Thousands

Program/Fund Expenditure Detail					
Expenditures by Program					
Historical Records and Museum Services		Estimate¹	Actual	Variance	% Var.
		\$1,303	\$1,105	\$198	15.2%
Total		\$1,303	\$1,105	\$198	15.2%
 Expenditure by Fund Group					
		Estimate¹	Actual	Variance	% Var.
General Fund State		\$815	\$761	\$54	6.6%
Other Funds Non-Appropriated		\$488	\$344	\$144	29.5%
Total		\$1,303	\$1,105	\$198	15.2%
 FTEs by Program					
		Estimate¹	Actual	Variance	% Var.
Historical Records and Museum Services		31.9	28.1	3.8	11.9%
Total		31.9	28.1	3.8	11.9%

1 Estimates include the OFM Official Allotment plus Unanticipated Receipts

2 Only includes Accounts for the Administering Agency

Negative Variance - Denotes Possible Problem

Eastern Washington State Historical Society
Summary Financial Report for 2019-21 Biennium to Date

Dollars in Thousands

		Revenue Detail			
Fund	Estimate¹	Actual	Variance	% Var.	
Local Museum Account - Eastern Washington State Historical Society	\$371	\$253	(\$118)	-31.8%	
Total	\$371	\$253	(\$118)	-31.8%	

		Revenue by Fund Group			
Fund Group	Estimate¹	Actual	Variance	% Var.	
Other Funds Private/Local	\$206	\$45	(\$161)	-78.2%	
Other Funds State	\$165	\$208	\$43	26.1%	
Total	\$371	\$253	(\$118)	-31.8%	

		Fund Balances Showing Deficits	
Fund	BTD Balance	Proj. Balance	
Local Museum Account - Eastern Washington State Historical Society	(\$92)	\$1,155	

1 Estimates include the OFM Official Allotment plus Unanticipated Receipts

2 Only includes Accounts for the Administering Agency

Negative Variance - Denotes Possible Problem