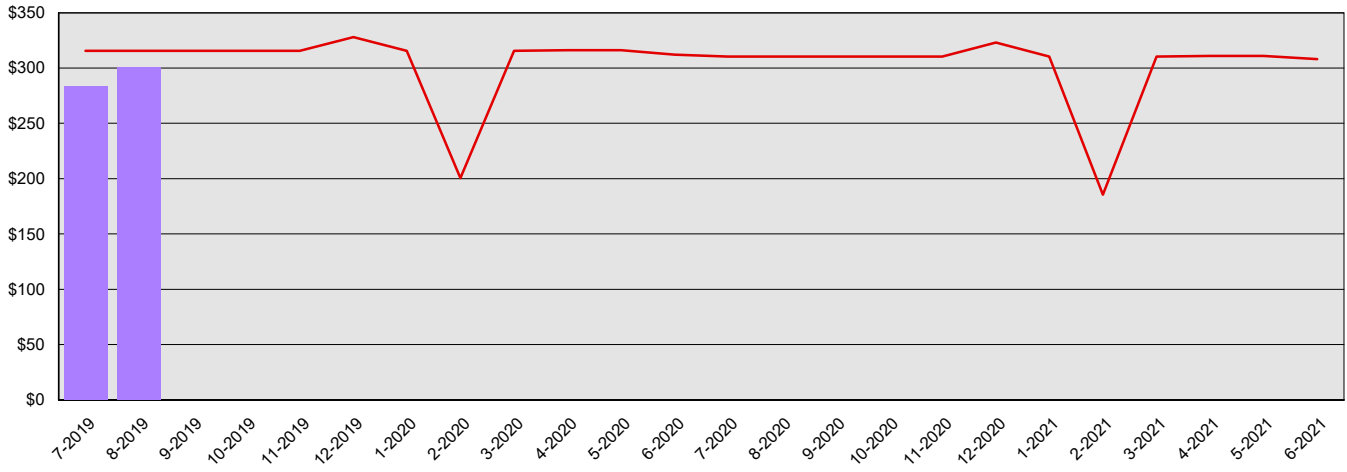


Washington State Historical Society Summary Financial Report for 2019-21 Biennium to Date

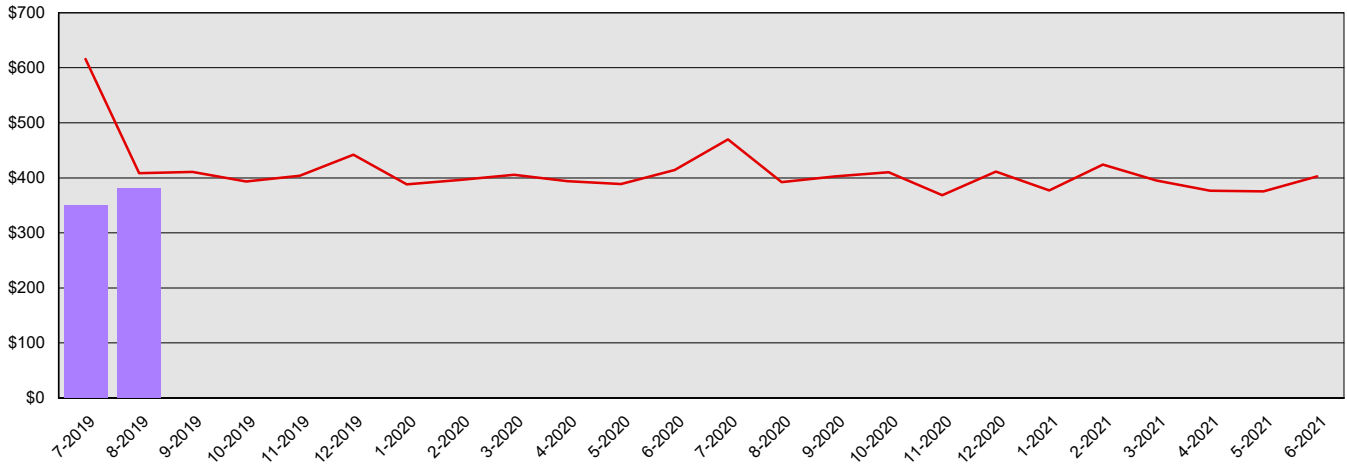
Dollars in Thousands

All Funds Variance to Date	\$294 Underexpenditure	28.7% Underexpenditure
----------------------------	------------------------	------------------------

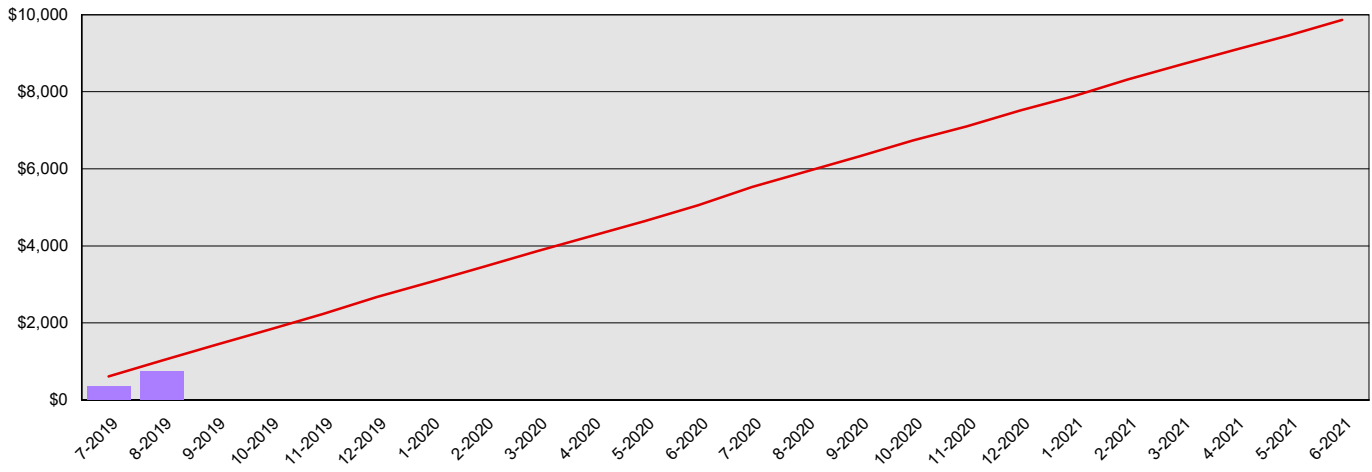
Monthly Planned vs. Actual Expenditures - GFS



Monthly Planned vs. Actual Expenditures - All Funds



Planned vs. Actual Cumulative Expenditures - All Funds



Actuals (Vertical Bars)



Estimates (line)



Washington State Historical Society
Summary Financial Report for 2019-21 Biennium to Date

Dollars in Thousands

Program/Fund Expenditure Detail

Expenditures by Program	Estimate¹	Actual	Variance	% Var.
Historical Records and Museum Services	\$1,024	\$730	\$294	28.7%
Total	\$1,024	\$730	\$294	28.7%
Expenditure by Fund Group	Estimate¹	Actual	Variance	% Var.
General Fund State	\$631	\$584	\$47	7.4%
Other Funds Non-Appropriated	\$393	\$147	\$246	62.6%
Total	\$1,024	\$731	\$293	28.6%
FTEs by Program	Estimate¹	Actual	Variance	% Var.
Historical Records and Museum Services	36.0	32.0	4.0	11.1%
Total	36.0	32.0	4.0	11.1%

1 Estimates include the OFM Official Allotment plus Unanticipated Receipts

2 Only includes Accounts for the Administering Agency

Negative Variance - Denotes Possible Problem

Washington State Historical Society
Summary Financial Report for 2019-21 Biennium to Date

Dollars in Thousands

Fund	Revenue Detail			
	Estimate ¹	Actual	Variance	% Var.
Local Museum Account - Washington State Historical Society	\$182	\$142	(\$40)	-22.0%
State Agency Parking Account	\$0	\$1	\$1	0.0%
Total	\$182	\$143	(\$39)	-21.4%

Fund Group	Revenue by Fund Group			
	Estimate ¹	Actual	Variance	% Var.
Other Funds Private/Local	\$45	\$16	(\$29)	-64.4%
Other Funds State	\$137	\$128	(\$9)	-6.6%
Total	\$182	\$144	(\$38)	-20.9%

1 Estimates include the OFM Official Allotment plus Unanticipated Receipts

2 Only includes Accounts for the Administering Agency

Negative Variance - Denotes Possible Problem