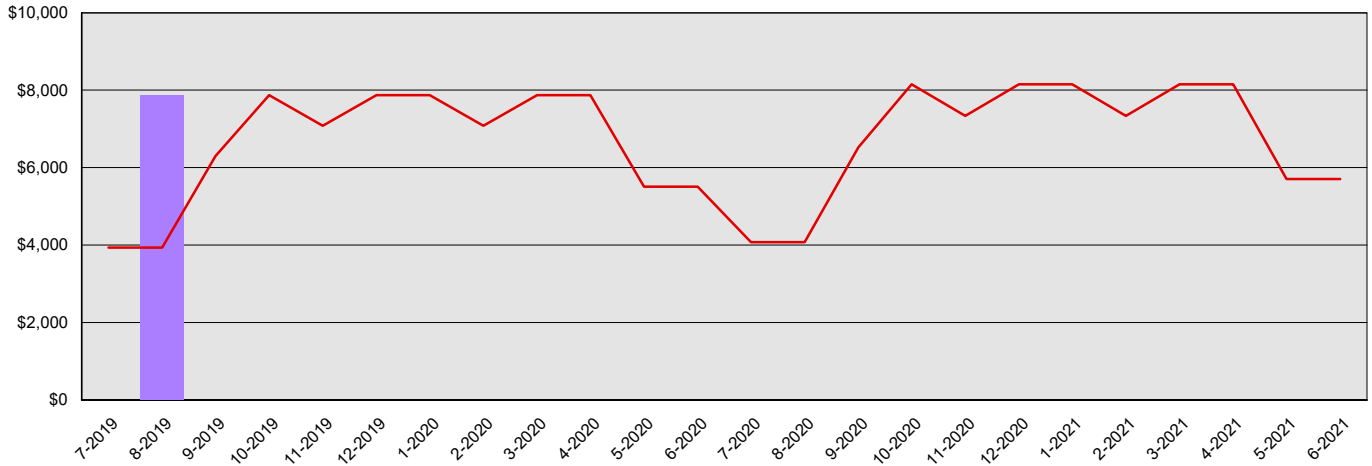


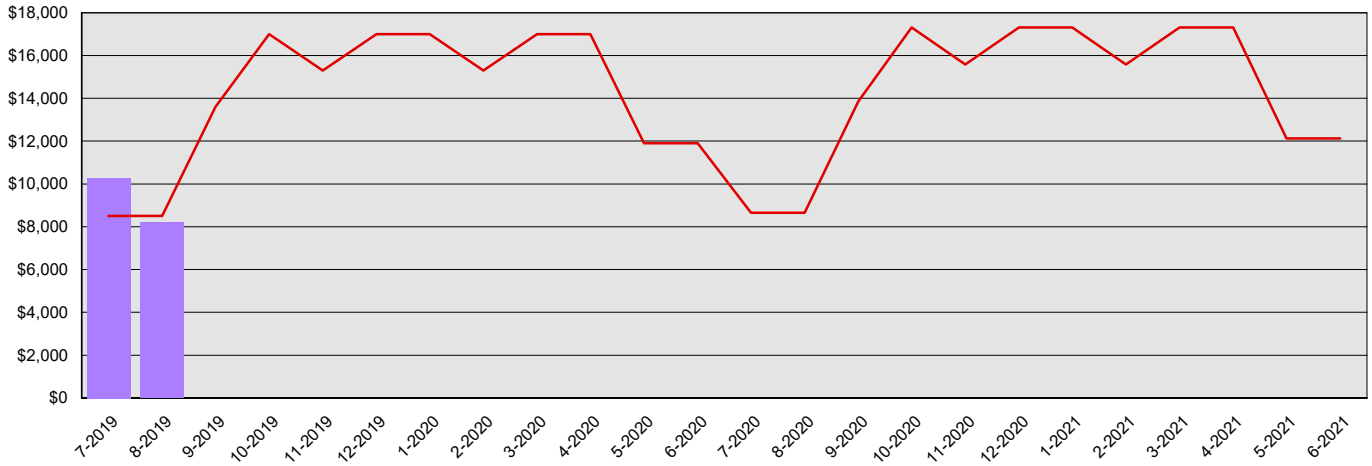
**Western Washington University**  
**Summary Financial Report for 2019-21 Biennium to Date**  
Dollars in Thousands

<b>All Funds Variance to Date</b>	<b>\$1,477 Overexpenditure</b>	<b>8.7% Overexpenditure</b>
-----------------------------------	--------------------------------	-----------------------------

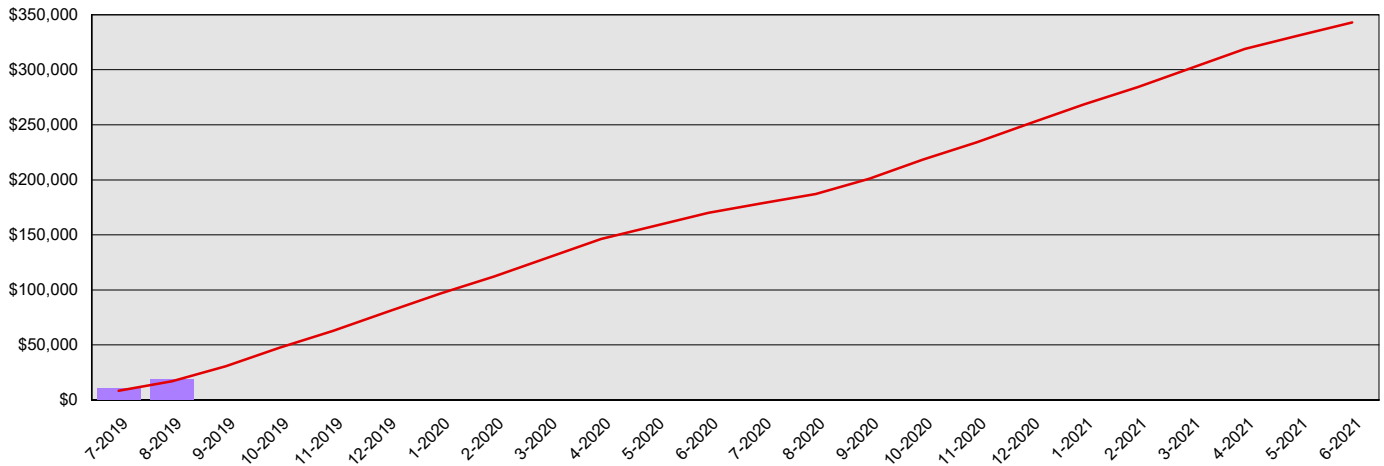
**Monthly Planned vs. Actual Expenditures - GFS**



**Monthly Planned vs. Actual Expenditures - All Funds**



**Planned vs. Actual Cumulative Expenditures - All Funds**



Actuals (Vertical Bars)



Estimates (line)



Western Washington University  
**Summary Financial Report for 2019-21 Biennium to Date**

Dollars in Thousands

**Program/Fund Expenditure Detail**

Expenditures by Program	Estimate <sup>1</sup>	Actual	Variance	% Var.
Instruction	\$9,349	\$4,611	\$4,738	50.7%
Research	\$167	\$273	(\$106)	-63.5%
Primary Support	\$835	\$1,199	(\$364)	-43.6%
Library	\$835	\$2,070	(\$1,235)	-147.9%
Student Services	\$1,566	\$2,192	(\$626)	-40.0%
Institutional Support	\$2,408	\$5,171	(\$2,763)	-114.7%
Plant Operations and Maintenance	\$1,836	\$2,957	(\$1,121)	-61.1%
<b>Total</b>	<b>\$16,996</b>	<b>\$18,473</b>	<b>(\$1,477)</b>	<b>-8.7%</b>

Expenditure by Fund Group	Estimate <sup>1</sup>	Actual	Variance	% Var.
General Fund State	\$7,869	\$7,869	\$0	0.0%
Other Funds Non-Appropriated	\$8,123	\$9,630	(\$1,507)	-18.6%
Other Funds State	\$1,003	\$973	\$30	3.0%
<b>Total</b>	<b>\$16,995</b>	<b>\$18,472</b>	<b>(\$1,477)</b>	<b>-8.7%</b>

FTEs by Program	Estimate <sup>1</sup>	Actual	Variance	% Var.
Instruction	1,028.6	220.4	808.2	78.6%
Research	11.5	18.0	(6.5)	-56.5%
Primary Support	67.6	61.3	6.3	9.3%
Library	68.0	59.3	8.7	12.8%
Student Services	157.7	138.0	19.7	12.5%
Institutional Support	216.8	201.4	15.4	7.1%
Plant Operations and Maintenance	271.9	142.9	129.0	47.4%
<b>Total</b>	<b>1,822.1</b>	<b>841.1</b>	<b>980.8</b>	<b>53.8%</b>

1 Estimates include the OFM Official Allotment plus Unanticipated Receipts

2 Only includes Accounts for the Administering Agency

Negative Variance - Denotes Possible Problem

Western Washington University  
**Summary Financial Report for 2019-21 Biennium to Date**

Dollars in Thousands

		<b>Revenue Detail</b>			
<b>Fund</b>		<b>Estimate<sup>1</sup></b>	<b>Actual</b>	<b>Variance</b>	<b>% Var.</b>
Western Washington University Capital Projects Account		\$406	\$0	(\$406)	-100.0%
Inst of HI ED-Operating Fees Acct		\$8,125	\$37,686	\$29,561	363.8%
	<b>Total</b>	<b>\$8,531</b>	<b>\$37,686</b>	<b>\$29,155</b>	<b>341.8%</b>
		<b>Revenue by Fund Group</b>			
<b>Fund Group</b>		<b>Estimate<sup>1</sup></b>	<b>Actual</b>	<b>Variance</b>	<b>% Var.</b>
Other Funds State		\$8,531	\$37,686	\$29,155	341.8%
	<b>Total</b>	<b>\$8,531</b>	<b>\$37,686</b>	<b>\$29,155</b>	<b>341.8%</b>

1 Estimates include the OFM Official Allotment plus Unanticipated Receipts

2 Only includes Accounts for the Administering Agency

Negative Variance - Denotes Possible Problem