

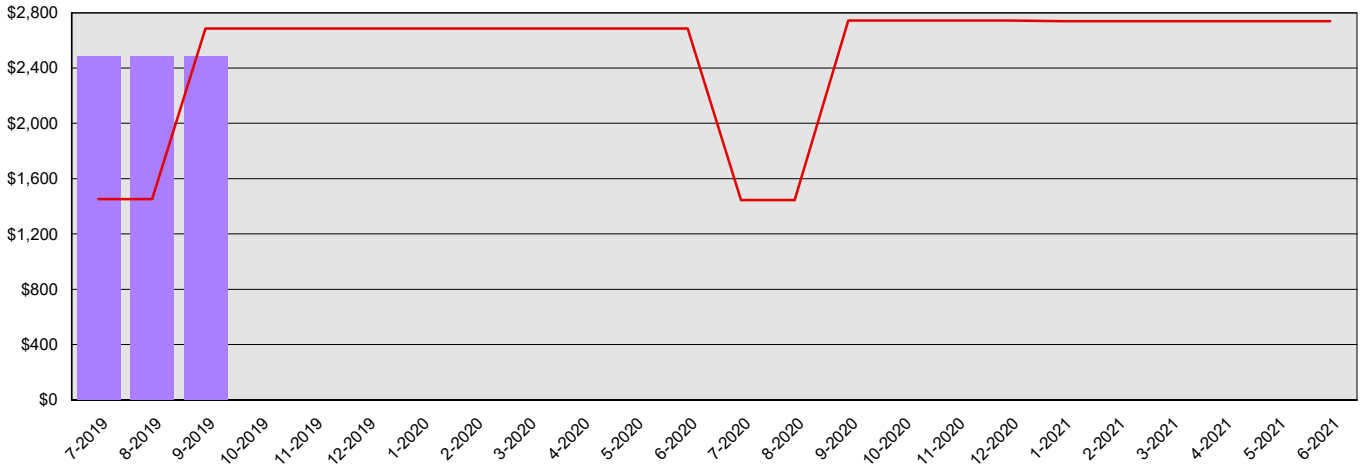
The Evergreen State College

Summary Financial Report for 2019-21 Biennium to Date

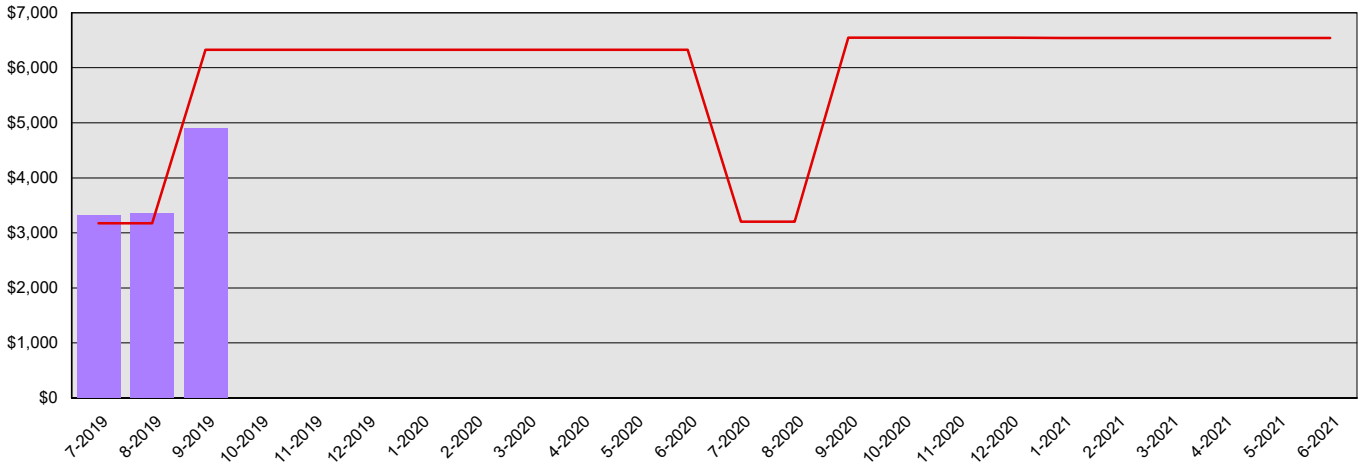
Dollars in Thousands

All Funds Variance to Date	\$1,118 Underexpenditure	8.8% Underexpenditure
----------------------------	--------------------------	-----------------------

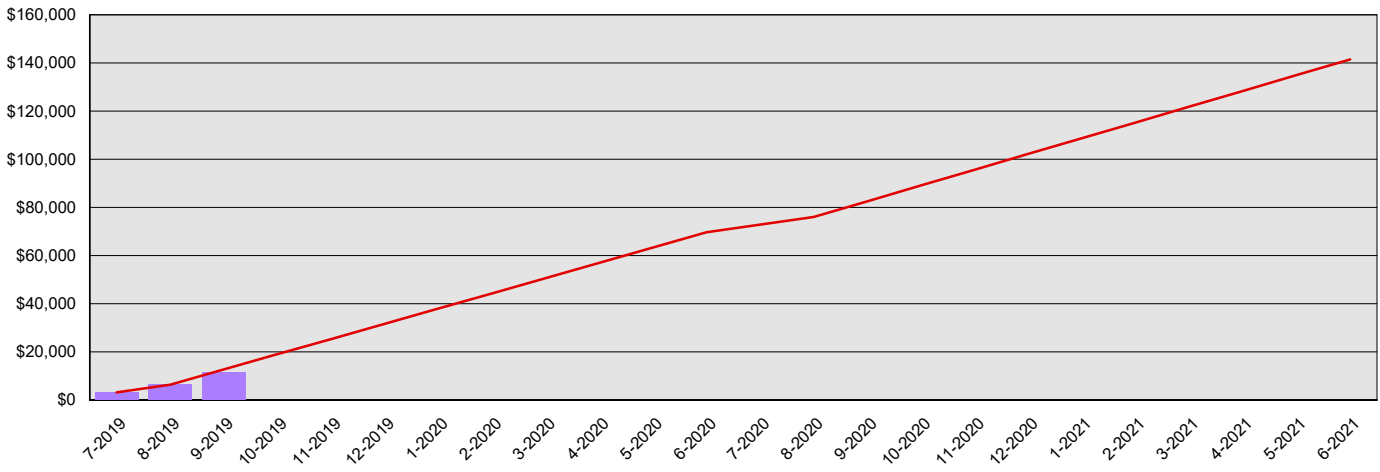
Monthly Planned vs. Actual Expenditures - GFS



Monthly Planned vs. Actual Expenditures - All Funds



Planned vs. Actual Cumulative Expenditures - All Funds



Actuals (Vertical Bars)



Estimates (line)



The Evergreen State College
Summary Financial Report for 2019-21 Biennium to Date

Dollars in Thousands

Program/Fund Expenditure Detail

Expenditures by Program	Estimate ¹	Actual	Variance	% Var.
Instruction	\$3,153	\$2,845	\$308	9.8%
Research	\$17	\$49	(\$32)	-188.2%
Public Service	\$624	\$973	(\$349)	-55.9%
Primary Support	\$596	\$765	(\$169)	-28.4%
Library	\$1,265	\$1,111	\$154	12.2%
Student Services	\$1,604	\$1,316	\$288	18.0%
Institutional Support	\$3,289	\$3,056	\$233	7.1%
Plant Operations and Maintenance	\$2,123	\$1,438	\$685	32.3%
Sponsored Research and Programs	\$0	\$0	\$0	0.0%
Total	\$12,671	\$11,553	\$1,118	8.8%

Expenditure by Fund Group	Estimate ¹	Actual	Variance	% Var.
General Fund State	\$5,592	\$7,442	(\$1,850)	-33.1%
Other Funds Non-Appropriated	\$6,538	\$3,262	\$3,276	50.1%
Other Funds State	\$540	\$849	(\$309)	-57.2%
Total	\$12,670	\$11,553	\$1,117	8.8%

FTEs by Program	Estimate ¹	Actual	Variance	% Var.
Instruction	90.1	91.0	(0.9)	-1.0%
Research	0.8	1.1	(0.3)	-37.5%
Public Service	14.9	29.4	(14.5)	-97.3%
Primary Support	28.8	32.5	(3.7)	-12.8%
Library	48.1	46.3	1.8	3.7%
Student Services	68.6	57.9	10.7	15.6%
Institutional Support	124.2	95.1	29.1	23.4%
Plant Operations and Maintenance	70.7	45.7	25.0	35.4%
Total	446.2	399.1	47.2	10.6%

1 Estimates include the OFM Official Allotment plus Unanticipated Receipts

2 Only includes Accounts for the Administering Agency

Negative Variance - Denotes Possible Problem

The Evergreen State College
Summary Financial Report for 2019-21 Biennium to Date

Dollars in Thousands

		Revenue Detail			
Fund		Estimate¹	Actual	Variance	% Var.
The Evergreen State College Capital Projects Account		\$800	\$639	(\$161)	-20.1%
Inst of HI ED-Operating Fees Acct		\$12,252	\$6,985	(\$5,267)	-43.0%
	Total	\$13,052	\$7,624	(\$5,428)	-41.6%

		Revenue by Fund Group			
Fund Group		Estimate¹	Actual	Variance	% Var.
Other Funds State		\$13,053	\$7,624	(\$5,429)	-41.6%
	Total	\$13,053	\$7,624	(\$5,429)	-41.6%

1 Estimates include the OFM Official Allotment plus Unanticipated Receipts

2 Only includes Accounts for the Administering Agency

Negative Variance - Denotes Possible Problem