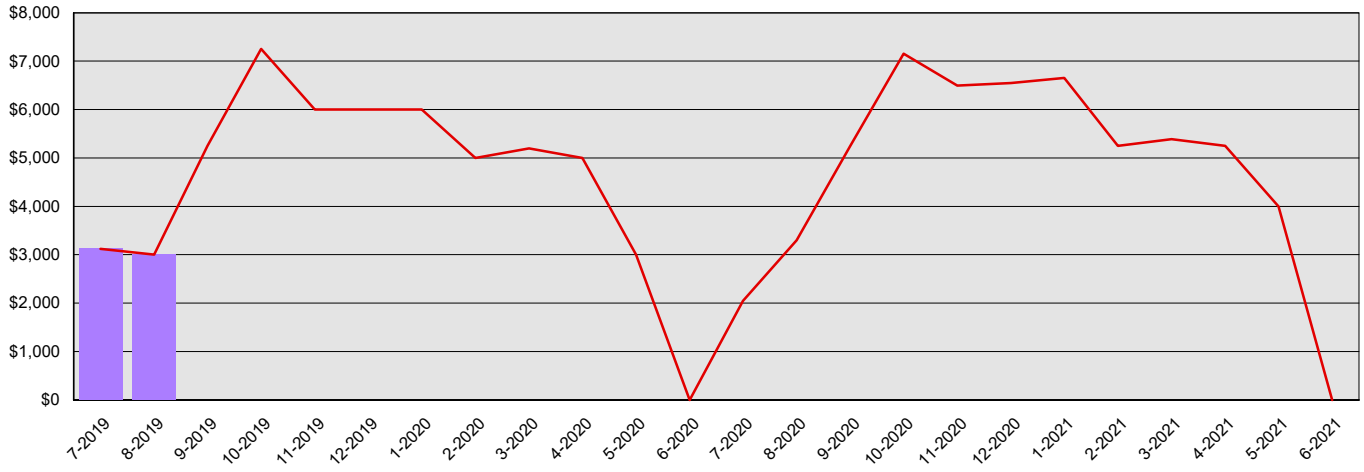


Eastern Washington University Summary Financial Report for 2019-21 Biennium to Date

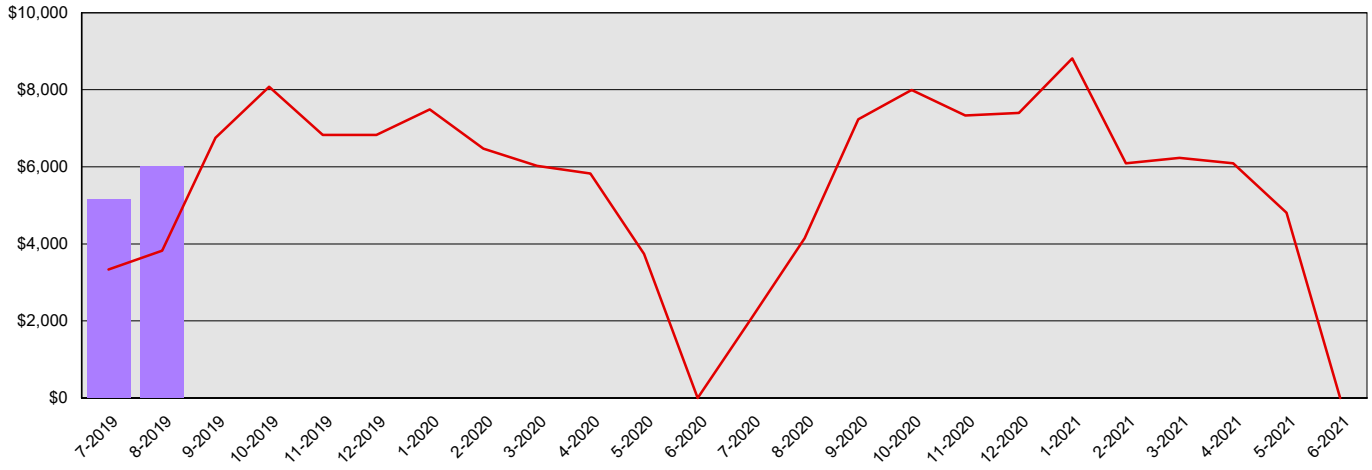
Dollars in Thousands

All Funds Variance to Date	\$4,007 Overexpenditure	56.0% Overexpenditure
----------------------------	-------------------------	-----------------------

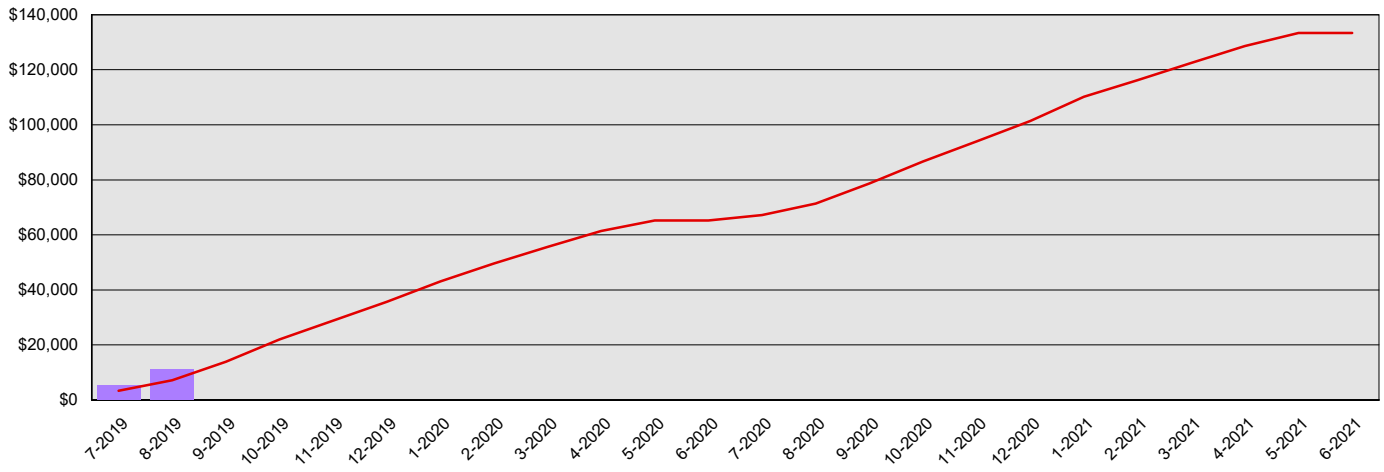
Monthly Planned vs. Actual Expenditures - GFS



Monthly Planned vs. Actual Expenditures - All Funds



Planned vs. Actual Cumulative Expenditures - All Funds



Actuals (Vertical Bars)



Estimates (line)



Eastern Washington University
Summary Financial Report for 2019-21 Biennium to Date

Dollars in Thousands

Program/Fund Expenditure Detail

Expenditures by Program	Estimate ¹	Actual	Variance	% Var.
Instruction	\$1,845	\$1,793	\$52	2.8%
Research	\$0	\$141	(\$141)	0.0%
Public Service	\$0	\$52	(\$52)	0.0%
Primary Support	\$2,842	\$2,689	\$153	5.4%
Library	\$200	\$755	(\$555)	-277.5%
Student Services	\$955	\$2,261	(\$1,306)	-136.8%
Institutional Support	\$1,319	\$1,691	(\$372)	-28.2%
Plant Operations and Maintenance	\$0	\$1,786	(\$1,786)	0.0%
Total	\$7,161	\$11,168	(\$4,007)	-56.0%

Expenditure by Fund Group	Estimate ¹	Actual	Variance	% Var.
General Fund State	\$6,119	\$6,120	(\$1)	0.0%
Other Funds Non-Appropriated	\$0	\$4,006	(\$4,006)	0.0%
Other Funds State	\$1,042	\$1,042	\$0	0.0%
Total	\$7,161	\$11,168	(\$4,007)	-56.0%

FTEs by Program	Estimate ¹	Actual	Variance	% Var.
Instruction	311.5	61.5	250.0	80.3%
Research	14.9	11.0	3.9	26.2%
Public Service	3.2	3.1	0.1	3.1%
Primary Support	126.4	80.9	45.5	36.0%
Library	28.5	21.8	6.7	23.5%
Student Services	128.3	126.2	2.1	1.6%
Institutional Support	122.3	66.2	56.1	45.9%
Plant Operations and Maintenance	109.7	102.1	7.6	6.9%
Total	844.5	472.6	372.0	44.0%

1 Estimates include the OFM Official Allotment plus Unanticipated Receipts

2 Only includes Accounts for the Administering Agency

Negative Variance - Denotes Possible Problem

Eastern Washington University
Summary Financial Report for 2019-21 Biennium to Date

Dollars in Thousands

Fund	Revenue Detail			
	Estimate¹	Actual	Variance	% Var.
Eastern Washington University Capital Projects Account	\$0	\$1,009	\$1,009	0.0%
Inst of HI ED-Operating Fees Acct	\$0	\$22,751	\$22,751	0.0%
Total	\$0	\$23,760	\$23,760	0.0%

Fund Group	Revenue by Fund Group			
	Estimate¹	Actual	Variance	% Var.
Other Funds State	\$0	\$23,759	\$23,759	0.0%
Total	\$0	\$23,759	\$23,759	0.0%

1 Estimates include the OFM Official Allotment plus Unanticipated Receipts

2 Only includes Accounts for the Administering Agency

Negative Variance - Denotes Possible Problem