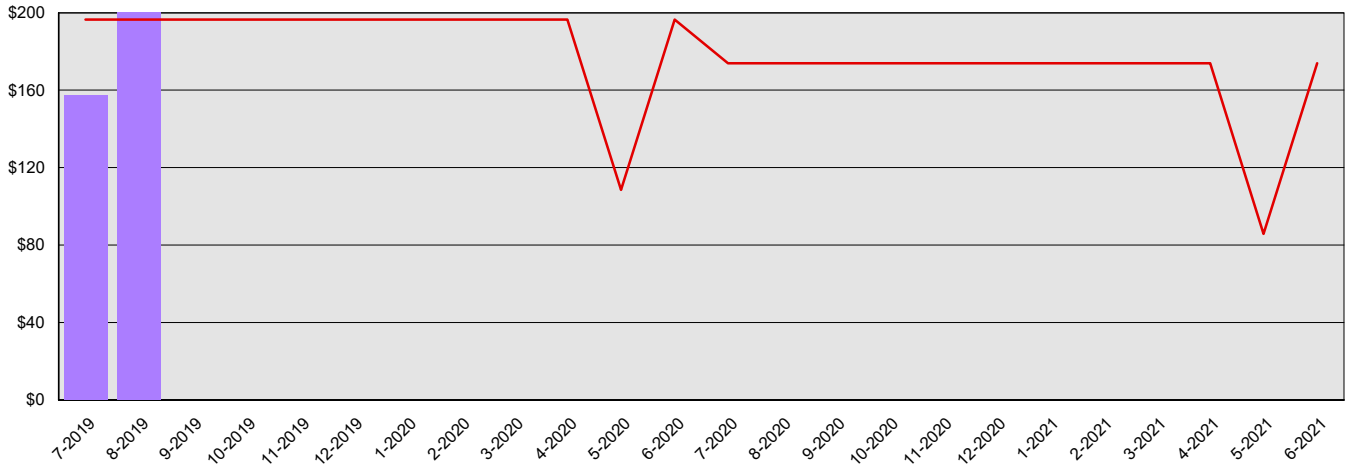


# Workforce Training and Education Coordinating Board Summary Financial Report for 2019-21 Biennium to Date

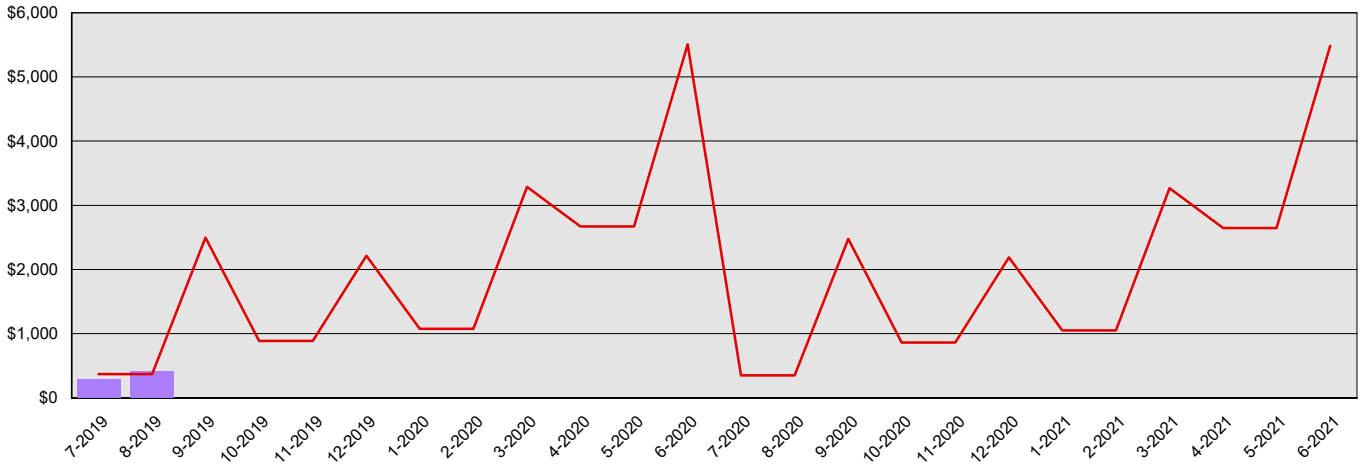
Dollars in Thousands

<b>All Funds Variance to Date</b>	<b>\$37 Underexpenditure</b>	<b>5.0% Underexpenditure</b>
-----------------------------------	------------------------------	------------------------------

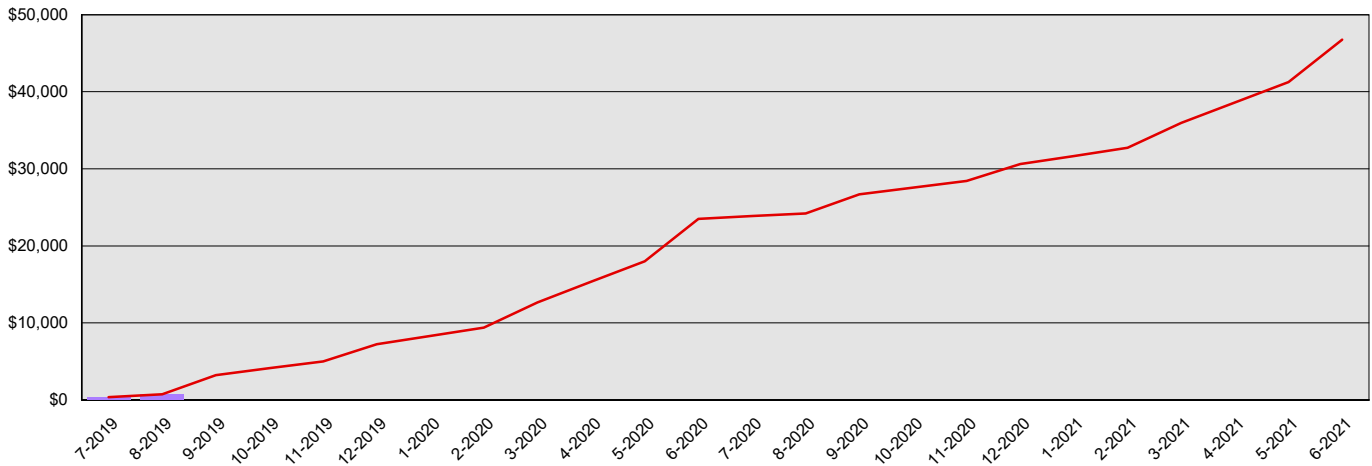
**Monthly Planned vs. Actual Expenditures - GFS**



**Monthly Planned vs. Actual Expenditures - All Funds**



**Planned vs. Actual Cumulative Expenditures - All Funds**



Actuals (Vertical Bars)



Estimates (line)



**Workforce Training and Education Coordinating Board  
Summary Financial Report for 2019-21 Biennium to Date**

Dollars in Thousands

**Program/Fund Expenditure Detail**

<b>Expenditures by Program</b>	<b>Estimate<sup>1</sup></b>	<b>Actual</b>	<b>Variance</b>	<b>% Var.</b>
Management and Delivery Program	\$411	\$375	\$36	8.8%
SBCTE Management and Delivery Program	\$159	\$0	\$159	100.0%
Private Vocational School Licensing	\$61	\$54	\$7	11.5%
Tuition Recovery Fund	\$45	\$21	\$24	53.3%
Veterans Course Approval	\$52	\$57	(\$5)	-9.6%
Workforce Investment Act	\$18	\$201	(\$183)	-1,016.7%
<b>Total</b>	<b>\$746</b>	<b>\$708</b>	<b>\$38</b>	<b>5.1%</b>

<b>Expenditure by Fund Group</b>	<b>Estimate<sup>1</sup></b>	<b>Actual</b>	<b>Variance</b>	<b>% Var.</b>
General Fund Federal	\$277	\$324	(\$47)	-17.0%
General Fund Private/Local	\$18	\$6	\$12	66.7%
General Fund State	\$393	\$357	\$36	9.2%
Other Funds Non-Appropriated	\$45	\$21	\$24	53.3%
Other Funds State	\$13	\$0	\$13	100.0%
<b>Total</b>	<b>\$746</b>	<b>\$708</b>	<b>\$38</b>	<b>5.1%</b>

<b>FTEs by Program</b>	<b>Estimate<sup>1</sup></b>	<b>Actual</b>	<b>Variance</b>	<b>% Var.</b>
Management and Delivery Program	15.8	16.2	(0.4)	-2.5%
Private Vocational School Licensing	3.1	2.9	0.2	6.5%
Tuition Recovery Fund	0.5	1.1	(0.6)	-120.0%
Veterans Course Approval	2.3	2.6	(0.3)	-13.0%
Workforce Investment Act	7.0	6.1	0.9	12.9%
<b>Total</b>	<b>28.7</b>	<b>28.8</b>	<b>(0.2)</b>	<b>-0.7%</b>

1 Estimates include the OFM Official Allotment plus Unanticipated Receipts

2 Only includes Accounts for the Administering Agency

Negative Variance - Denotes Possible Problem

**Workforce Training and Education Coordinating Board  
Summary Financial Report for 2019-21 Biennium to Date**

Dollars in Thousands

**Revenue Detail**

<b>Fund</b>	<b>Estimate<sup>1</sup></b>	<b>Actual</b>	<b>Variance</b>	<b>% Var.</b>
General Fund	\$341	\$38	(\$303)	-88.9%
Tuition Recovery Trust Account	\$0	\$46	\$46	0.0%
<b>Total</b>	<b>\$341</b>	<b>\$84</b>	<b>(\$257)</b>	<b>-75.4%</b>

**Revenue by Fund Group**

<b>Fund Group</b>	<b>Estimate<sup>1</sup></b>	<b>Actual</b>	<b>Variance</b>	<b>% Var.</b>
General Fund Federal	\$277	\$0	(\$277)	-100.0%
General Fund Private/Local	\$18	\$5	(\$13)	-72.2%
General Fund State	\$47	\$33	(\$14)	-29.8%
Other Funds State	\$0	\$46	\$46	0.0%
<b>Total</b>	<b>\$342</b>	<b>\$84</b>	<b>(\$258)</b>	<b>-75.7%</b>

**Fund Balances Showing Deficits <sup>2</sup>**

<b>Fund</b>	<b>BTD Balance</b>	<b>Proj. Balance</b>
Tuition Recovery Trust Account	\$32	(\$345)

1 Estimates include the OFM Official Allotment plus Unanticipated Receipts

2 Only includes Accounts for the Administering Agency

Negative Variance - Denotes Possible Problem