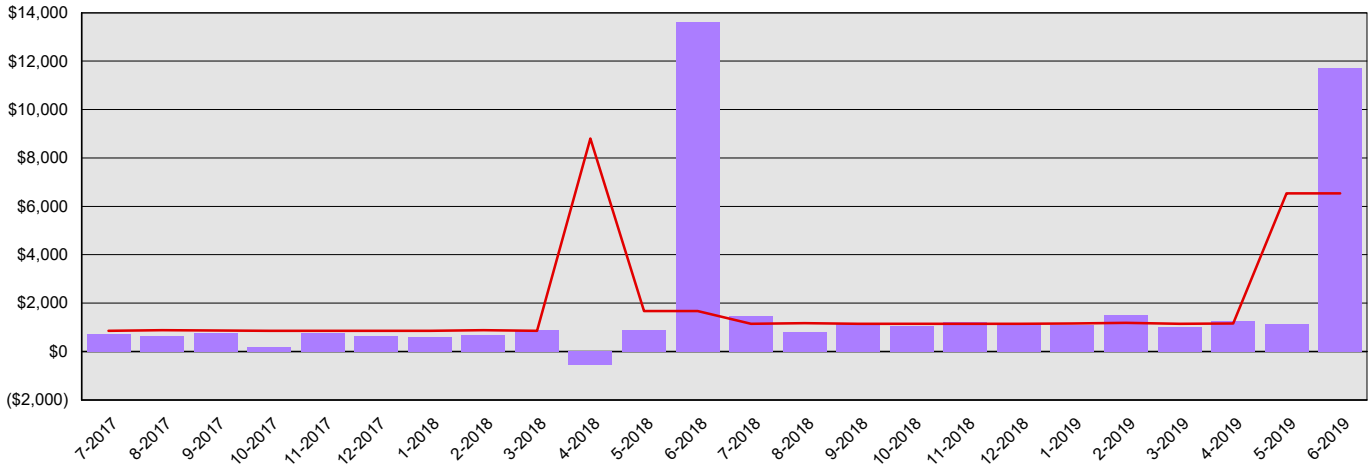


# Department of Veterans Affairs Summary Financial Report for 2017-19 Biennium to Date

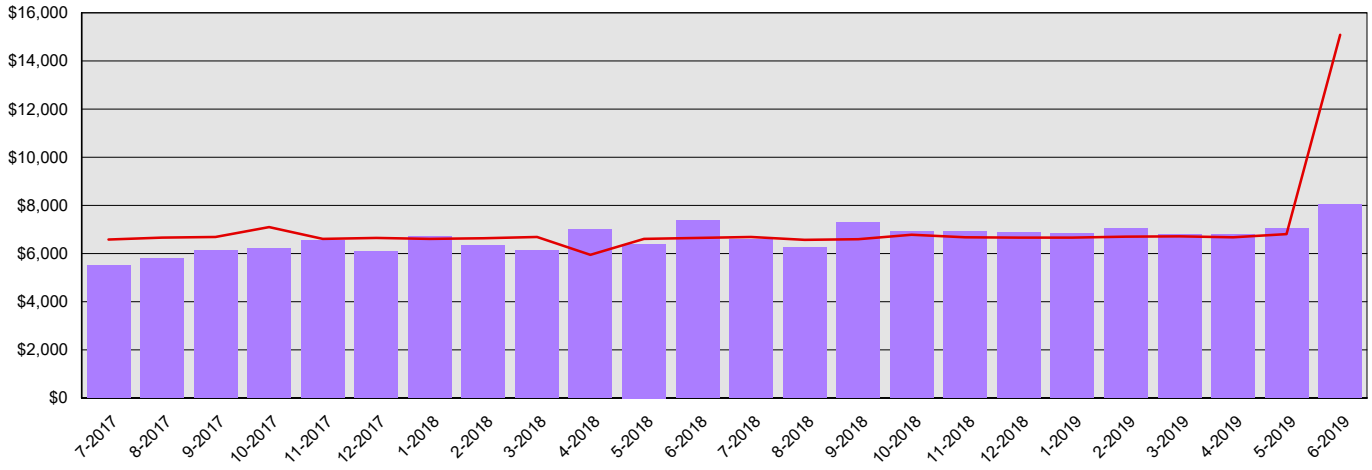
Dollars in Thousands

All Funds Variance to Date	\$8,351 Underexpenditure	5.0% Underexpenditure
----------------------------	--------------------------	-----------------------

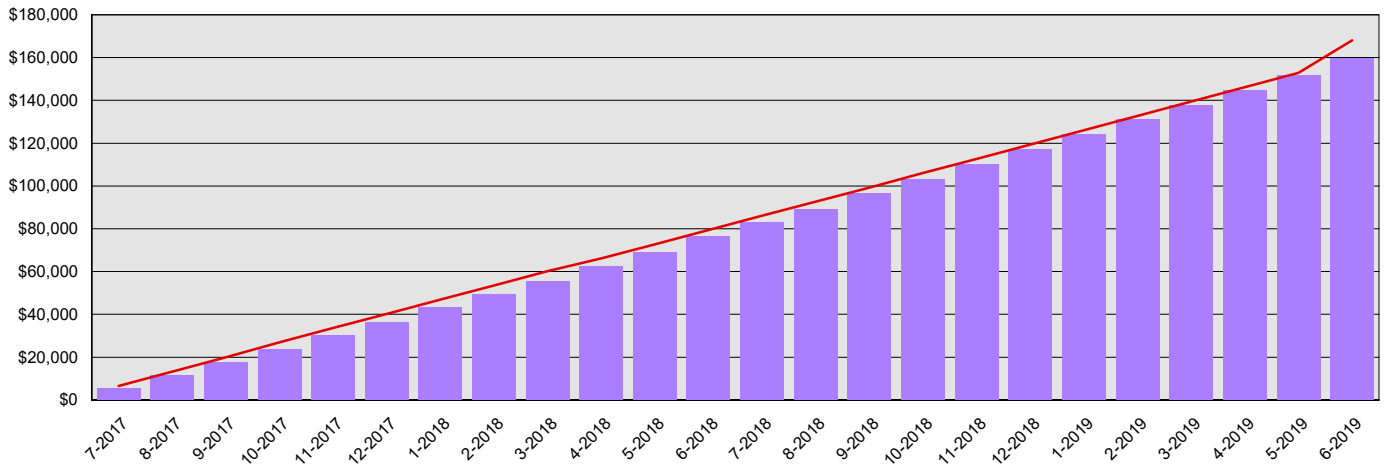
**Monthly Planned vs. Actual Expenditures - GFS**



**Monthly Planned vs. Actual Expenditures - All Funds**



**Planned vs. Actual Cumulative Expenditures - All Funds**



Actuals (Vertical Bars)



Estimates (line)



Department of Veterans Affairs  
**Summary Financial Report for 2017-19 Biennium to Date**

Dollars in Thousands

**Program/Fund Expenditure Detail**

<b>Expenditures by Program</b>	<b>Estimate<sup>1</sup></b>	<b>Actual</b>	<b>Variance</b>	<b>% Var.</b>
Headquarters	\$4,056	\$4,015	\$41	1.0%
Field Services	\$24,508	\$23,597	\$911	3.7%
Institutional Services	\$139,428	\$132,029	\$7,399	5.3%
<b>Total</b>	<b>\$167,992</b>	<b>\$159,641</b>	<b>\$8,351</b>	<b>5.0%</b>

<b>Expenditure by Fund Group</b>	<b>Estimate<sup>1</sup></b>	<b>Actual</b>	<b>Variance</b>	<b>% Var.</b>
General Fund Federal	\$88,259	\$85,656	\$2,603	2.9%
General Fund Private/Local	\$31,565	\$25,142	\$6,423	20.3%
General Fund State	\$44,532	\$44,508	\$24	0.1%
Other Funds Private/Local	\$664	\$659	\$5	0.8%
Other Funds Non-Appropriated	\$872	\$1,576	(\$704)	-80.7%
Other Funds State	\$2,100	\$2,100	\$0	0.0%
<b>Total</b>	<b>\$167,992</b>	<b>\$159,641</b>	<b>\$8,351</b>	<b>5.0%</b>

<b>FTEs by Program</b>	<b>Estimate<sup>1</sup></b>	<b>Actual</b>	<b>Variance</b>	<b>% Var.</b>
Headquarters	19.9	12.6	7.3	36.7%
Field Services	73.1	63.4	9.7	13.3%
Institutional Services	771.7	739.2	32.5	4.2%
<b>Total</b>	<b>864.7</b>	<b>815.1</b>	<b>49.5</b>	<b>5.7%</b>

1 Estimates include the OFM Official Allotment plus Unanticipated Receipts

2 Only includes Accounts for the Administering Agency

Negative Variance - Denotes Possible Problem

Department of Veterans Affairs  
**Summary Financial Report for 2017-19 Biennium to Date**

Dollars in Thousands

**Revenue Detail**

Fund	Estimate <sup>1</sup>	Actual	Variance	% Var.
General Fund	\$121,877	\$111,467	(\$10,410)	-8.5%
Hospital Data Collection Account	\$0	\$0	\$0	0.0%
State and Local Improvements Revolving Account	\$0	\$0	\$0	0.0%
State Building Construction Account	\$0	\$0	\$0	0.0%
Veterans Stewardship Account	\$0	\$350	\$350	0.0%
Veteran Estate Management Account	\$664	\$658	(\$6)	-0.9%
<b>Total</b>	<b>\$122,541</b>	<b>\$112,475</b>	<b>(\$10,066)</b>	<b>-8.2%</b>

**Revenue by Fund Group**

Fund Group	Estimate <sup>1</sup>	Actual	Variance	% Var.
General Fund Federal	\$90,311	\$86,209	(\$4,102)	-4.5%
General Fund Private/Local	\$31,565	\$25,142	(\$6,423)	-20.3%
General Fund State	\$0	\$116	\$116	0.0%
Other Funds Federal	\$0	\$0	\$0	0.0%
Other Funds Private/Local	\$664	\$1,008	\$344	51.8%
Other Funds State	\$0	\$0	\$0	0.0%
<b>Total</b>	<b>\$122,540</b>	<b>\$112,475</b>	<b>(\$10,065)</b>	<b>-8.2%</b>

1 Estimates include the OFM Official Allotment plus Unanticipated Receipts

2 Only includes Accounts for the Administering Agency

Negative Variance - Denotes Possible Problem