

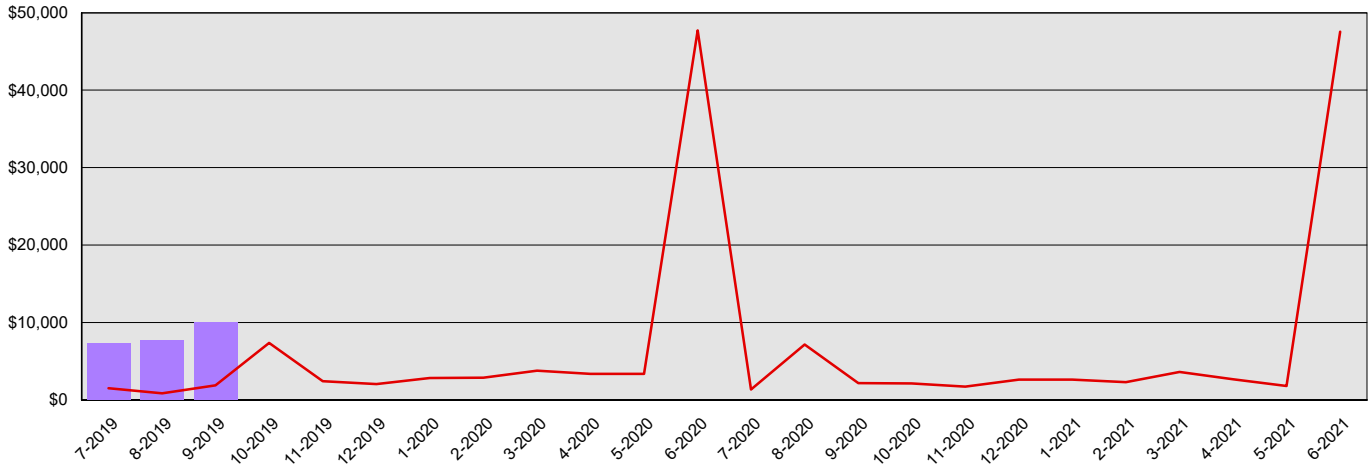
Department of Health

Summary Financial Report for 2019-21 Biennium to Date

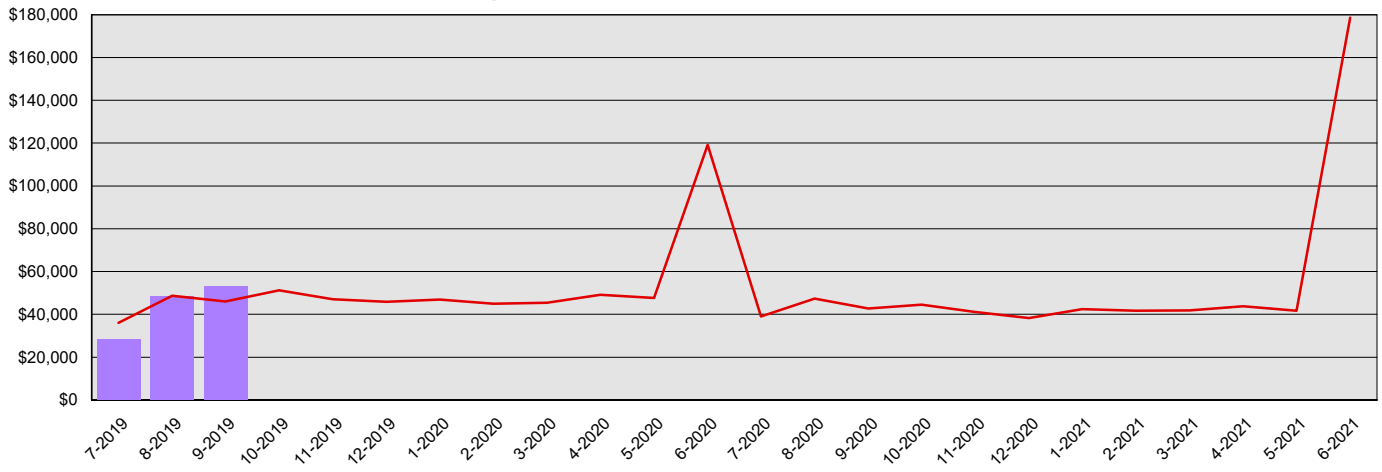
Dollars in Thousands

All Funds Variance to Date	\$1,480 Underexpenditure	1.1% Underexpenditure
----------------------------	--------------------------	-----------------------

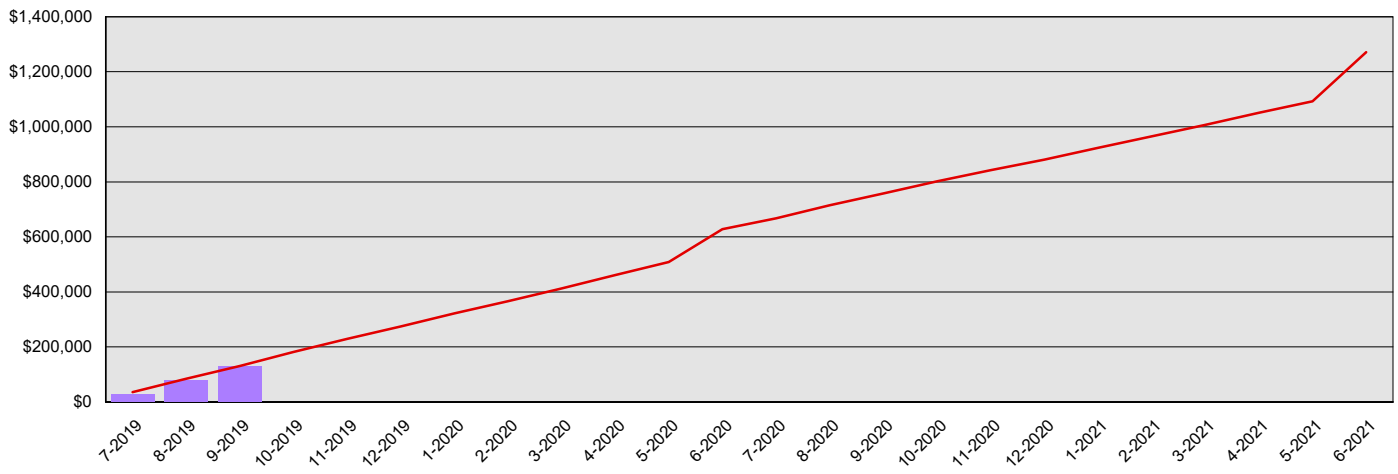
Monthly Planned vs. Actual Expenditures - GFS



Monthly Planned vs. Actual Expenditures - All Funds



Planned vs. Actual Cumulative Expenditures - All Funds



Actuals (Vertical Bars)



Estimates (line)



Department of Health
Summary Financial Report for 2019-21 Biennium to Date

Dollars in Thousands

Program/Fund Expenditure Detail

Expenditures by Program	Estimate¹	Actual	Variance	% Var.
Epidemiology, Health Statistics, and Public Health Laboratory	\$24,729	\$22,962	\$1,767	7.1%
Environmental Health	\$10,782	\$9,421	\$1,361	12.6%
Health Systems Quality Assurance	\$21,369	\$18,604	\$2,765	12.9%
Community and Family Health Administration	\$71,622	\$61,284	\$10,338	14.4%
State Board of Health	(\$70)	\$13,142	(\$13,212)	18,874.3%
Public Health Strategies And Preparedness	\$328	\$319	\$9	2.7%
	\$2,113	\$3,661	(\$1,548)	-73.3%
Total	\$130,873	\$129,393	\$1,480	1.1%

Expenditure by Fund Group	Estimate¹	Actual	Variance	% Var.
General Fund Federal	\$60,849	\$50,060	\$10,789	17.7%
General Fund Private/Local	\$22,085	\$20,996	\$1,089	4.9%
General Fund State	\$4,243	\$24,982	(\$20,739)	-488.8%
Other Funds Federal	\$2,185	\$1,316	\$869	39.8%
Other Funds Private/Local	\$483	\$247	\$236	48.9%
Other Funds Non-Appropriated	\$20,889	\$17,469	\$3,420	16.4%
Other Funds State	\$20,138	\$14,323	\$5,815	28.9%
Total	\$130,872	\$129,393	\$1,479	1.1%

FTEs by Program	Estimate¹	Actual	Variance	% Var.
Epidemiology, Health Statistics, and Public Health Laboratory	335.5	319.4	16.1	4.8%
Environmental Health	313.7	288.8	24.9	7.9%
Health Systems Quality Assurance	659.1	590.4	68.7	10.4%
Community and Family Health Administration	288.9	311.4	(22.5)	-7.8%
State Board of Health	234.1	250.6	(16.5)	-7.0%
Public Health Strategies And Preparedness	9.9	10.3	(0.4)	-4.0%
	48.3	55.5	(7.2)	-14.9%
Total	1,889.5	1,826.3	63.1	3.3%

1 Estimates include the OFM Official Allotment plus Unanticipated Receipts

2 Only includes Accounts for the Administering Agency

Negative Variance - Denotes Possible Problem

Department of Health
Summary Financial Report for 2019-21 Biennium to Date

Dollars in Thousands

Revenue Detail

Fund	Estimate ¹	Actual	Variance	% Var.
General Fund	\$100,494	\$66,193	(\$34,301)	-34.1%
Hospital Data Collection Account	\$49	\$0	(\$49)	-100.0%
Health Professions Account	\$16,406	\$18,262	\$1,856	11.3%
Death Investigations Account	\$165	\$162	(\$3)	-1.8%
Emergency Medical Services and Trauma Care Systems Trust Account	\$889	\$526	(\$363)	-40.8%
Safe Drinking Water Account	\$224	\$272	\$48	21.4%
Drinking Water Assistance Account	\$3,877	\$2,262	(\$1,615)	-41.7%
Waterworks Operator Certification	\$166	\$122	(\$44)	-26.5%
Nursing Resource Center Account	\$151	\$165	\$14	9.3%
Site Closure Account	\$22	\$6	(\$16)	-72.7%
Children's Trust Account	\$0	\$1	\$1	0.0%
Universal Vaccine Purchase Account	\$20,859	\$23,197	\$2,338	11.2%
Medical Test Site Licensure Account	\$59	\$54	(\$5)	-8.5%
Temporary Worker Housing Account	\$99	\$2	(\$97)	-98.0%
Public Health Supplemental Account	\$915	\$2,666	\$1,751	191.4%
Total	\$144,375	\$113,890	(\$30,485)	-21.1%

Revenue by Fund Group

Fund Group	Estimate ¹	Actual	Variance	% Var.
General Fund Federal	\$59,386	\$28,675	(\$30,711)	-51.7%
General Fund Private/Local	\$41,108	\$37,485	(\$3,623)	-8.8%
General Fund State	\$0	\$33	\$33	0.0%
Other Funds Federal	\$1,277	\$761	(\$516)	-40.4%
Other Funds Private/Local	\$915	\$2,667	\$1,752	191.5%
Other Funds State	\$41,689	\$44,269	\$2,580	6.2%
Total	\$144,375	\$113,890	(\$30,485)	-21.1%

Fund Balances Showing Deficits ²

Fund	BTD Balance	Proj. Balance
Hospital Data Collection Account	(\$5)	(\$50)
Emergency Medical Services and Trauma Care Systems Trust Account	\$784	(\$774)
Safe Drinking Water Account	(\$162)	\$335
Drinking Water Assistance Administrative Account	(\$63)	(\$1,057)
Biotoxin Account	\$119	(\$69)
Medical Test Site Licensure Account	(\$101)	\$123
Temporary Worker Housing Account	(\$46)	(\$356)
Youth Tobacco and Vapor Products Prevention Account	\$376	(\$1,243)
Foundational Public Health Services Acct	\$5,000	(\$3,800)
Tobacco Prevention and Control Account	(\$21)	(\$218)

1 Estimates include the OFM Official Allotment plus Unanticipated Receipts

2 Only includes Accounts for the Administering Agency

Negative Variance - Denotes Possible Problem