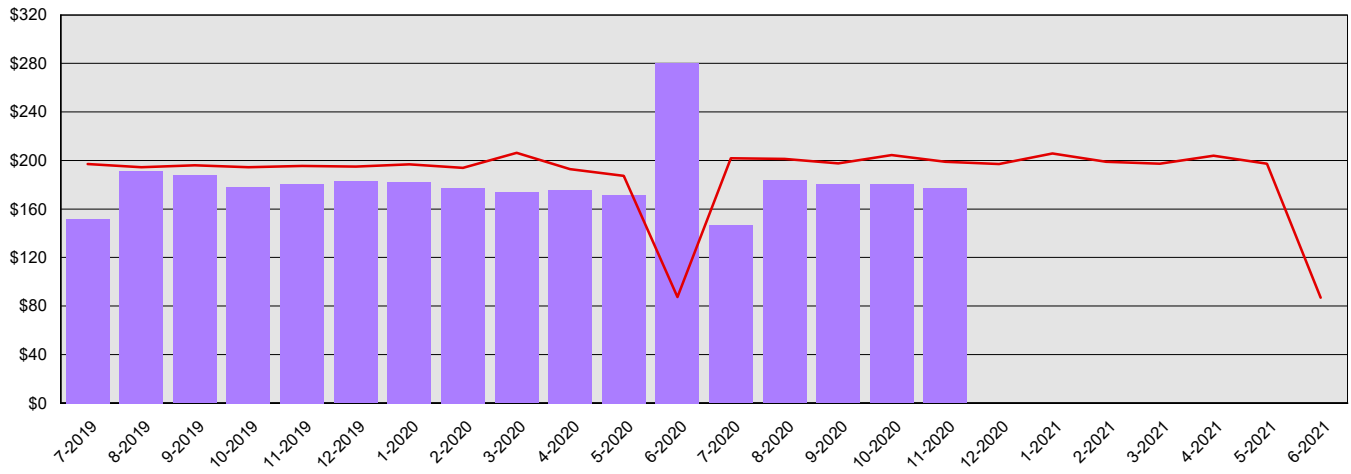


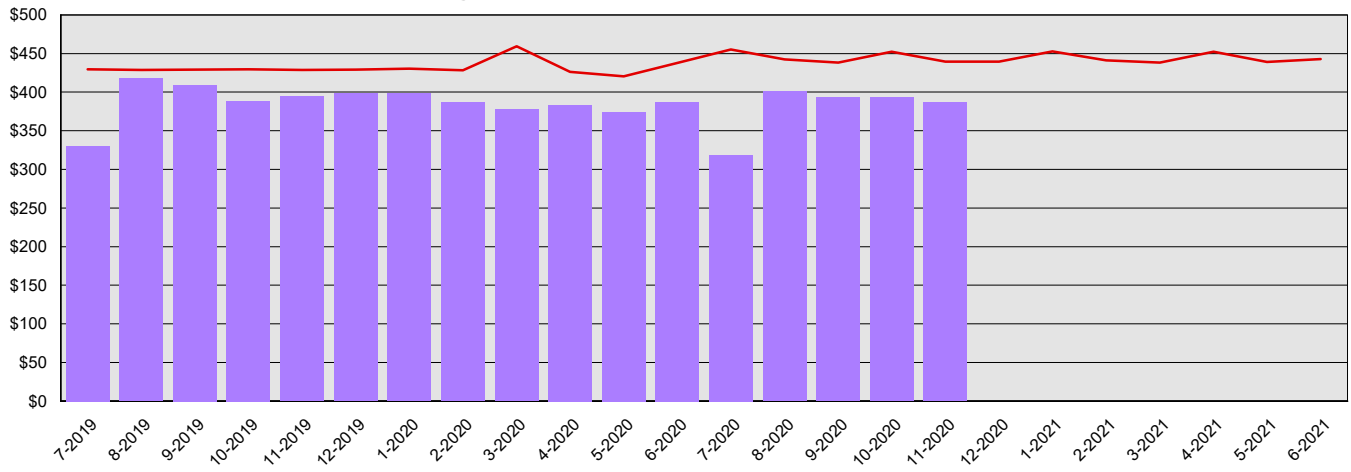
Public Employment Relations Commission
Summary Financial Report for 2019-21 Biennium to Date
Dollars in Thousands

All Funds Variance to Date	\$867 Underexpenditure	11.7% Underexpenditure
-----------------------------------	-------------------------------	-------------------------------

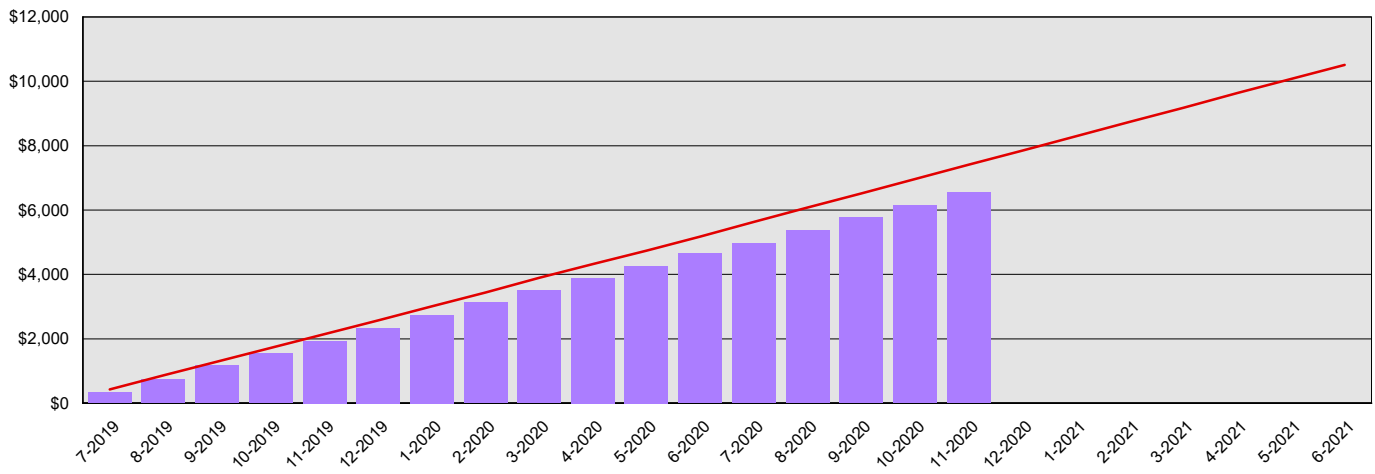
Monthly Planned vs. Actual Expenditures - GFS



Monthly Planned vs. Actual Expenditures - All Funds



Planned vs. Actual Cumulative Expenditures - All Funds



Actuals (Vertical Bars)



Estimates (line)



1/5/2021

Public Employment Relations Commission
Summary Financial Report for 2019-21 Biennium to Date

Dollars in Thousands

Program/Fund Expenditure Detail

Expenditures by Program		Estimate¹	Actual	Variance	% Var.
Public Employment Relations Commission		\$7,405	\$6,538	\$867	11.7%
Total		\$7,405	\$6,538	\$867	11.7%
Expenditure by Fund Group		Estimate¹	Actual	Variance	% Var.
General Fund State		\$3,241	\$3,100	\$141	4.4%
Other Funds State		\$4,164	\$3,438	\$726	17.4%
Total		\$7,405	\$6,538	\$867	11.7%
FTEs by Program		Estimate¹	Actual	Variance	% Var.
Public Employment Relations Commission		41.8	28.5	13.3	31.8%
Total		41.8	28.5	13.3	31.8%

1 Estimates include the OFM Official Allotment plus Unanticipated Receipts

2 Only includes Accounts for the Administering Agency

Negative Variance - Denotes Possible Problem

Public Employment Relations Commission
Summary Financial Report for 2019-21 Biennium to Date

Dollars in Thousands

		Revenue Detail			
Fund		Estimate¹	Actual	Variance	% Var.
Industrial Insurance Premium Refund Account		\$0	\$7	\$7	0.0%
Personnel Service Account		\$0	\$0	\$0	0.0%
Total		\$0	\$7	\$7	0.0%

		Revenue by Fund Group			
Fund Group		Estimate¹	Actual	Variance	% Var.
Other Funds State		\$0	\$7	\$7	0.0%
Total		\$0	\$7	\$7	0.0%

¹ Estimates include the OFM Official Allotment plus Unanticipated Receipts

² Only includes Accounts for the Administering Agency

Negative Variance - Denotes Possible Problem