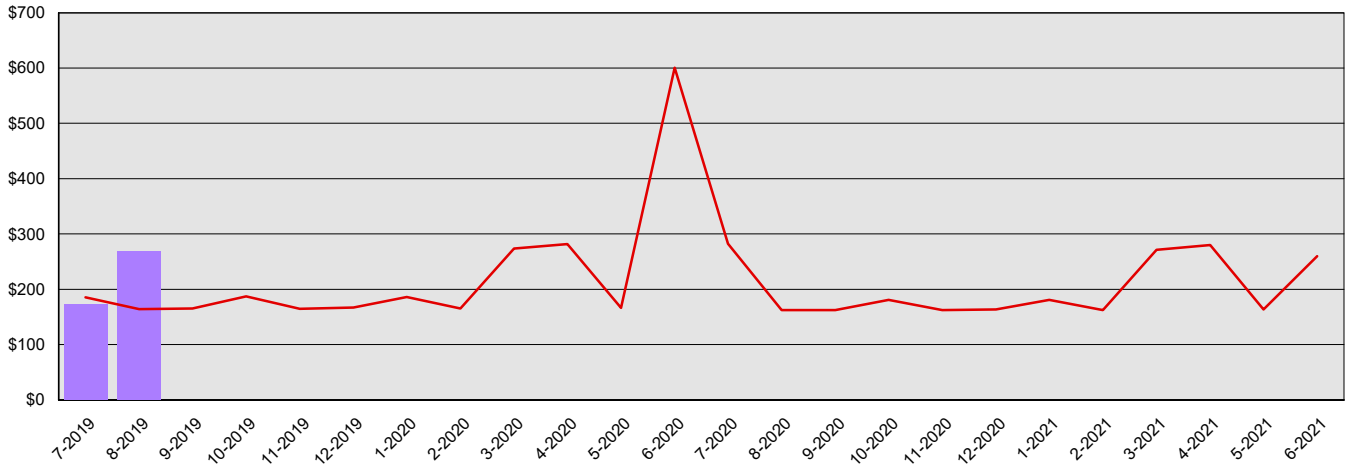


# Department of Licensing Summary Financial Report for 2019-21 Biennium to Date

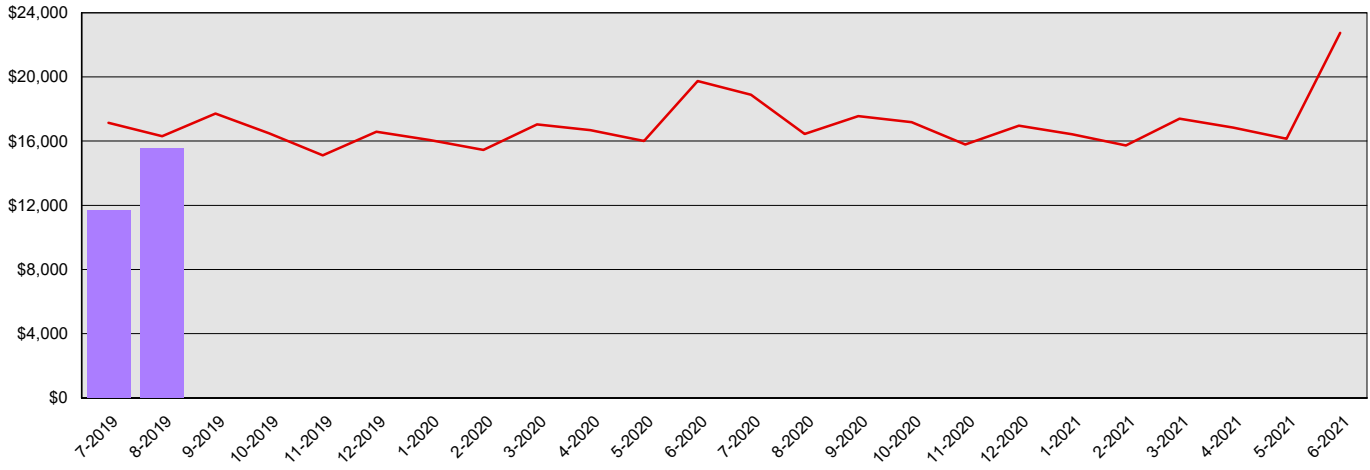
Dollars in Thousands

All Funds Variance to Date	\$6,287 Underexpenditure	18.8% Underexpenditure
----------------------------	--------------------------	------------------------

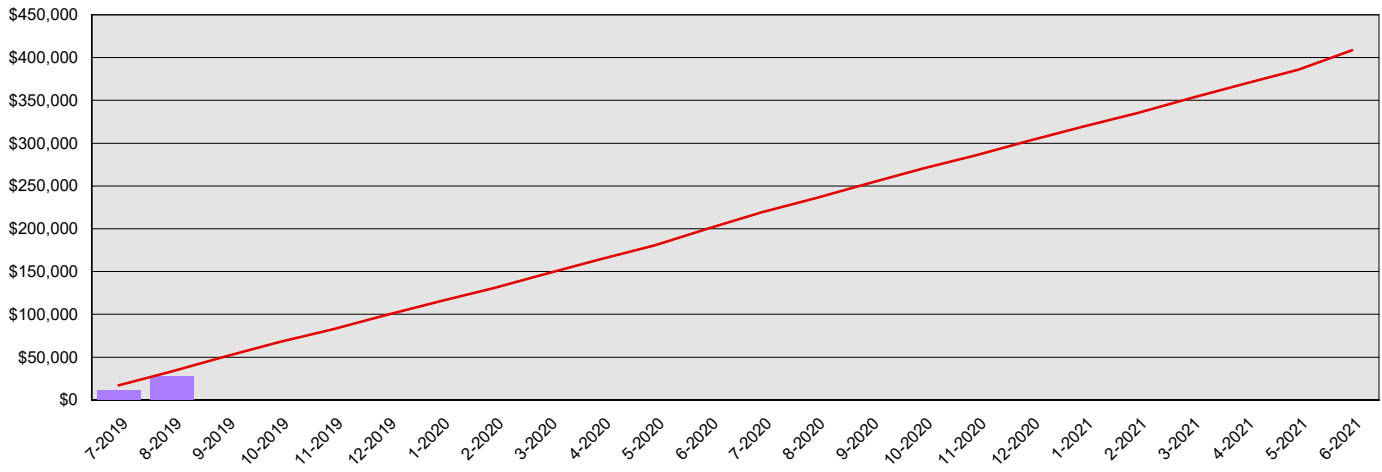
**Monthly Planned vs. Actual Expenditures - GFS**



**Monthly Planned vs. Actual Expenditures - All Funds**



**Planned vs. Actual Cumulative Expenditures - All Funds**



Actuals (Vertical Bars)



Estimates (line)



**Department of Licensing**  
**Summary Financial Report for 2019-21 Biennium to Date**

Dollars in Thousands

**Program/Fund Expenditure Detail**

<b>Expenditures by Program</b>	<b>Estimate<sup>1</sup></b>	<b>Actual</b>	<b>Variance</b>	<b>% Var.</b>
Directors Office and Agency Services	\$10,310	\$6,491	\$3,819	37.0%
Information Systems	\$3,465	\$3,253	\$212	6.1%
Customer Relations	\$9,013	\$8,340	\$673	7.5%
Program and Services	\$6,341	\$5,558	\$783	12.3%
Business And Professional Licensing Services	\$4,324	\$3,522	\$802	18.5%
<b>Total</b>	<b>\$33,453</b>	<b>\$27,164</b>	<b>\$6,289</b>	<b>18.8%</b>

<b>Expenditure by Fund Group</b>	<b>Estimate<sup>1</sup></b>	<b>Actual</b>	<b>Variance</b>	<b>% Var.</b>
General Fund State	\$350	\$441	(\$91)	-26.0%
Other Funds Federal	\$20	\$0	\$20	100.0%
Other Funds Private/Local	\$553	\$276	\$277	50.1%
Other Funds Non-Appropriated	\$424	\$170	\$254	59.9%
Other Funds State	\$32,105	\$26,278	\$5,827	18.1%
<b>Total</b>	<b>\$33,452</b>	<b>\$27,165</b>	<b>\$6,287</b>	<b>18.8%</b>

<b>FTEs by Program</b>	<b>Estimate<sup>1</sup></b>	<b>Actual</b>	<b>Variance</b>	<b>% Var.</b>
Directors Office and Agency Services	251.8	246.6	5.2	2.1%
Information Systems	112.4	127.6	(15.2)	-13.5%
Customer Relations	511.1	523.2	(12.1)	-2.4%
Program and Services	266.3	258.1	8.2	3.1%
Business And Professional Licensing Services	256.4	223.6	32.8	12.8%
<b>Total</b>	<b>1,398.0</b>	<b>1,379.0</b>	<b>18.9</b>	<b>1.4%</b>

1 Estimates include the OFM Official Allotment plus Unanticipated Receipts

2 Only includes Accounts for the Administering Agency

Negative Variance - Denotes Possible Problem

**Department of Licensing**  
**Summary Financial Report for 2019-21 Biennium to Date**

Dollars in Thousands

**Revenue Detail**

Fund	Estimate <sup>1</sup>	Actual	Variance	% Var.
General Fund	\$4,346	\$5,217	\$871	20.0%
Architects' License Account	\$107	\$142	\$35	32.7%
ORV & Nonhighway Vehicle Account	\$692	\$348	(\$344)	-49.7%
Snowmobile Account	\$54	\$27	(\$27)	-50.0%
Professional Engineers' Account	\$0	\$407	\$407	0.0%
Real Estate Commission Account	\$909	\$944	\$35	3.9%
Aeronautics Account	\$562	\$552	(\$10)	-1.8%
Emergency Medical Services and Trauma Care Systems Trust Account	\$1,616	\$1,582	(\$34)	-2.1%
Uniform Commercial Code Account	\$151	\$312	\$161	106.6%
Real Estate Education Program Account	\$6	\$10	\$4	66.7%
Vehicle License Fraud Account	\$12	\$12	\$0	0.0%
Real Estate Appraiser Commission Account	\$122	\$119	(\$3)	-2.5%
Business and Professions Account	\$1,558	\$1,447	(\$111)	-7.1%
Real Estate Research Account	\$41	\$46	\$5	12.2%
License Plate Technology Account	\$342	\$330	(\$12)	-3.5%
Helping Kids Speak Account	\$0	\$2	\$2	0.0%
State Patrol Highway Account	\$37,755	\$37,384	(\$371)	-1.0%
Motorcycle Safety Education Account	\$463	\$369	(\$94)	-20.3%
Building Code Council Account	\$5	\$7	\$2	40.0%
Gonzaga University Alumni Association Account	\$0	\$5	\$5	0.0%
Lighthouse Environmental Programs Account	\$0	\$9	\$9	0.0%
Ski & Ride Washington Account	\$0	\$4	\$4	0.0%
State Parks Education and Enhancement Account	\$27	\$25	(\$2)	-7.4%
Veterans Stewardship Account	\$111	\$106	(\$5)	-4.5%
Washington's National Park Fund Account	\$0	\$24	\$24	0.0%
Recreational Vehicle Account	\$193	\$171	(\$22)	-11.4%
We Love Our Pets Account	\$0	\$6	\$6	0.0%
Transportation Partnership Account	\$4,669	\$4,585	(\$84)	-1.8%
State Wildlife Account	\$809	\$746	(\$63)	-7.8%
Highway Safety Account	\$21,590	\$22,792	\$1,202	5.6%
Motor Vehicle Account	\$305,206	\$361,765	\$56,559	18.5%
Puget Sound Ferry Operations Account	\$1,594	\$1,713	\$119	7.5%
Aquatic Algae Control Account	\$63	\$71	\$8	12.7%
Share the Road Account	\$0	\$8	\$8	0.0%
Freight Mobility Multimodal Account	\$3,000	\$3,000	\$0	0.0%
Children's Trust Account	\$5	\$5	\$0	0.0%
Firearms Range Account	\$41	\$50	\$9	22.0%
Wildlife Rehabilitation Account	\$33	\$31	(\$2)	-6.1%
Ignition Interlock Device Revolving Account	\$672	\$1,028	\$356	53.0%
New Motor Vehicle Arbitration Account	\$133	\$119	(\$14)	-10.5%
Funeral and Cemetery Account	\$45	\$42	(\$3)	-6.7%
Landscape Architects' License Account	\$34	\$35	\$1	2.9%
Appraisal Management Company Account	\$0	\$15	\$15	0.0%
Volunteer Firefighters Account	\$0	\$3	\$3	0.0%
Limousine Carriers Account	\$0	\$1	\$1	0.0%
Capital Vessel Replacement Account	\$3,848	\$3,970	\$122	3.2%
Music Matters Awareness Account	\$0	\$6	\$6	0.0%
Seattle Sounders FC Account	\$0	\$6	\$6	0.0%
4-H Programs Account	\$0	\$0	\$0	0.0%
Seattle Seahawks Account	\$0	\$46	\$46	0.0%

<sup>1</sup> Estimates include the OFM Official Allotment plus Unanticipated Receipts

<sup>2</sup> Only includes Accounts for the Administering Agency

Negative Variance - Denotes Possible Problem

**Department of Licensing**  
**Summary Financial Report for 2019-21 Biennium to Date**

Dollars in Thousands

Seattle University Account	\$0	\$1	\$1	0.0%
DOL Tech Improve and Data Mgmt Account	\$74	\$51	(\$23)	-31.1%
DOL Services Account	\$685	\$659	(\$26)	-3.8%
Mobile Home Park Relocation Account	\$84	\$118	\$34	40.5%
State Flower Account	\$0	\$2	\$2	0.0%
Washington Farmers and Ranchers Account	\$0	\$0	\$0	0.0%
Electric Vehicle Account	\$1,233	\$250	(\$983)	-79.7%
Washington Tennis Account	\$0	\$0	\$0	0.0%
Veterans' Emblem Account	\$1	\$1	\$0	0.0%
Multimodal Transportation Account	\$26,092	\$27,703	\$1,611	6.2%
Washington State Wrestling Account	\$0	\$1	\$1	0.0%
Concealed Pistol License Renewal Notification Account	\$5	\$20	\$15	300.0%
Fred Hutch Account	\$0	\$0	\$0	0.0%
Washington State Aviation Account	\$6	\$6	\$0	0.0%
Aquatic Invasive Species Management Account	\$126	\$143	\$17	13.5%
Freshwater Aquatic Weeds Account	\$175	\$156	(\$19)	-10.9%
Abandoned Recreational Vehicle Disposal Account	\$354	\$319	(\$35)	-9.9%
Seattle Mariners Account	\$0	\$2	\$2	0.0%
Recreation Access Pass Account	\$2,368	\$1,538	(\$830)	-35.1%
Department of Licensing Tuition Recovery Trust Fund	\$0	\$13	\$13	0.0%
Manufactured Home Installation Training Account	\$32	\$32	\$0	0.0%
Recreation Resources Account	\$1,759	\$879	(\$880)	-50.0%
NOVA Program Account	\$1,228	\$779	(\$449)	-36.6%
Parks Renewal and Stewardship Account	\$1,271	\$1,198	(\$73)	-5.7%
State Agency Parking Account	\$0	\$8	\$8	0.0%
Impaired Driving Safety Account	\$268	\$325	\$57	21.3%
Geologists' Account	\$66	\$62	(\$4)	-6.1%
Public Health Supplemental Account	\$3	\$3	\$0	0.0%
Coastal Protection Account	\$1	\$1	\$0	0.0%
Washington State Council of Firefighters Benevolent Account	\$0	\$13	\$13	0.0%
Law Enforcement Memorial Account	\$0	\$32	\$32	0.0%
Derelict Vessel Removal Account	\$189	\$214	\$25	13.2%
Washington Housing Trust Account	\$10	\$20	\$10	100.0%
Heating Oil Pollution Liability Trust Account	\$1	\$2	\$1	100.0%
Transportation 2003 Account (Nickel Account)	\$36,217	\$22,539	(\$13,678)	-37.8%
Multiuse Roadway Safety Account	\$22	\$29	\$7	31.8%
<b>Total</b>	<b>\$463,084</b>	<b>\$506,763</b>	<b>\$43,679</b>	<b>9.4%</b>

**Revenue by Fund Group**

Fund Group	Estimate <sup>1</sup>	Actual	Variance	% Var.
General Fund State	\$4,346	\$5,217	\$871	20.0%
Other Funds Private/Local	\$0	\$263	\$263	0.0%
Other Funds State	\$458,737	\$501,285	\$42,548	9.3%
<b>Total</b>	<b>\$463,083</b>	<b>\$506,765</b>	<b>\$43,682</b>	<b>9.4%</b>

1 Estimates include the OFM Official Allotment plus Unanticipated Receipts

2 Only includes Accounts for the Administering Agency

Negative Variance - Denotes Possible Problem

**Department of Licensing**  
**Summary Financial Report for 2019-21 Biennium to Date**

Dollars in Thousands

**Fund Balances Showing Deficits** <sup>2</sup>

Fund	BTD Balance	Proj. Balance
Professional Engineers' Account	\$182	(\$477)
Real Estate Commission Account	\$328	(\$508)
Marine Fuel Tax Refund Account	\$0	(\$30)
Uniform Commercial Code Account	\$243	(\$780)
Real Estate Education Program Account	\$10	(\$120)
Real Estate Appraiser Commission Account	(\$7)	(\$248)
Business and Professions Account	\$268	(\$2,036)
License Plate Technology Account	\$295	(\$586)
Highway Safety Account	\$1,815	(\$16,485)
Ignition Interlock Device Revolving Account	\$149	(\$4,268)
Funeral and Cemetery Account	(\$46)	(\$211)
Landscape Architects' License Account	\$9	(\$16)
Appraisal Management Company Account	(\$3)	(\$114)
Limousine Carriers Account	\$1	(\$100)
DOL Tech Improve and Data Mgmt Account	\$51	(\$1,308)
DOL Services Account	\$622	(\$137)
Impaired Driving Safety Account	(\$78)	\$68

1 Estimates include the OFM Official Allotment plus Unanticipated Receipts

2 Only includes Accounts for the Administering Agency

Negative Variance - Denotes Possible Problem