

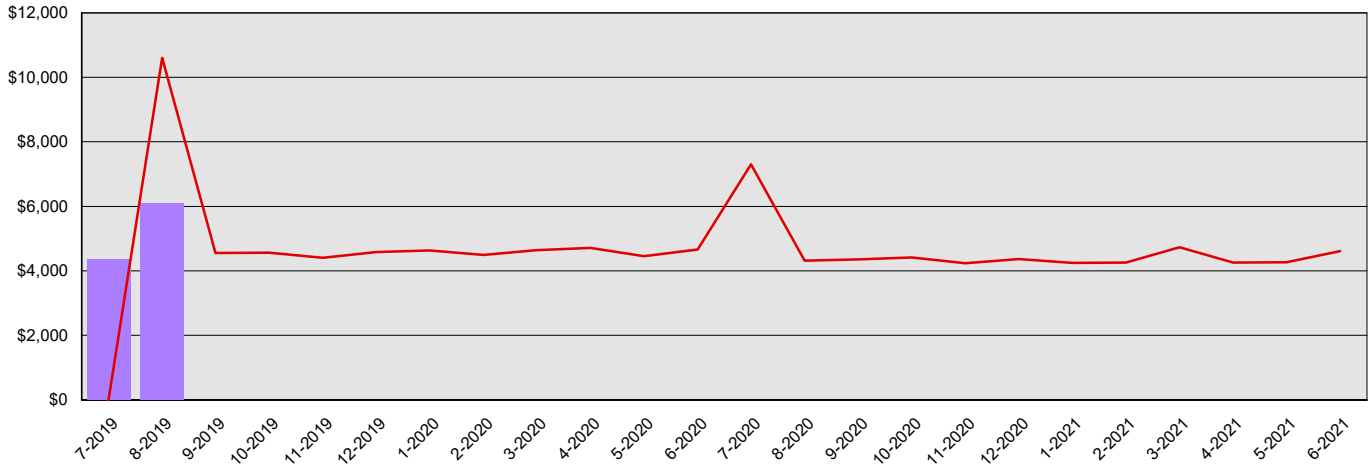
Washington State Patrol

Summary Financial Report for 2019-21 Biennium to Date

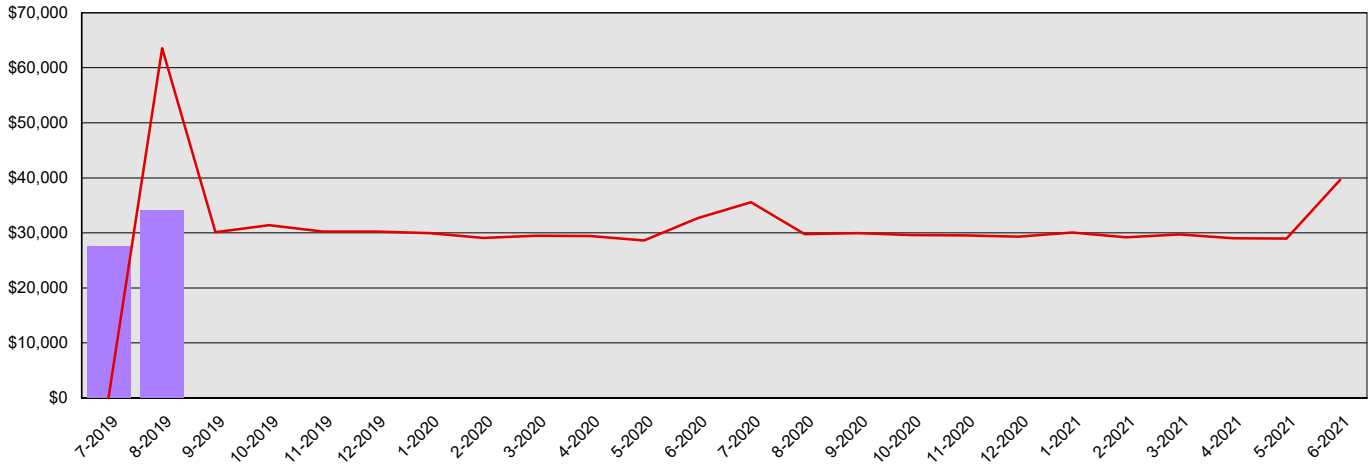
Dollars in Thousands

All Funds Variance to Date	\$1,984 Underexpenditure	3.1% Underexpenditure
----------------------------	--------------------------	-----------------------

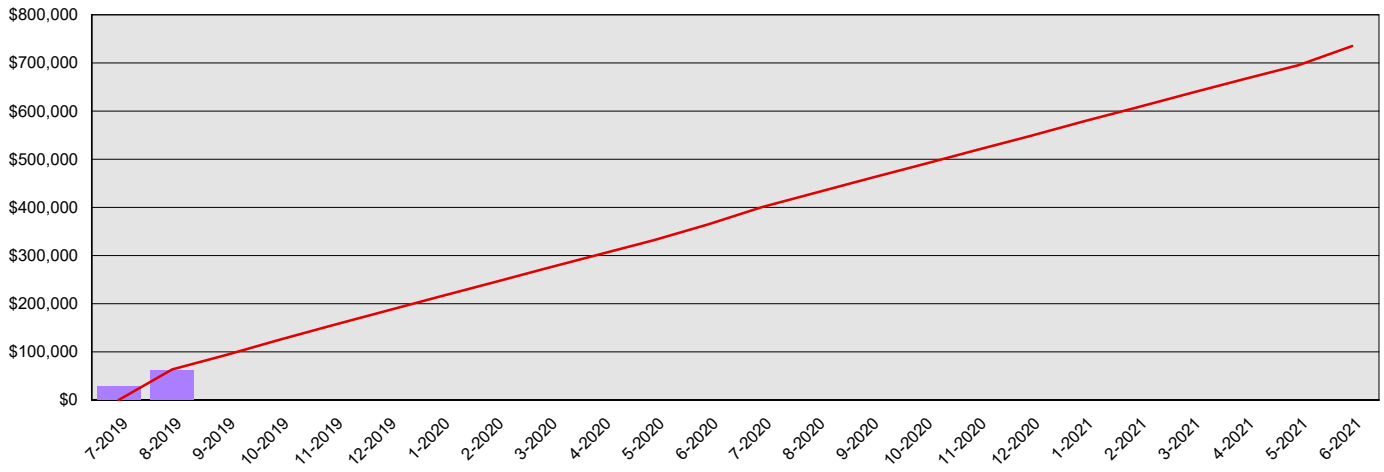
Monthly Planned vs. Actual Expenditures - GFS



Monthly Planned vs. Actual Expenditures - All Funds



Planned vs. Actual Cumulative Expenditures - All Funds



Actuals (Vertical Bars)



Estimates (line)



Washington State Patrol
Summary Financial Report for 2019-21 Biennium to Date

Dollars in Thousands

Program/Fund Expenditure Detail

Expenditures by Program	Estimate¹	Actual	Variance	% Var.
Field Operations Bureau	\$30,316	\$29,088	\$1,228	4.1%
Investigative Services Bureau	\$11,036	\$9,263	\$1,773	16.1%
Technical Services Bureau	\$22,192	\$23,210	(\$1,018)	-4.6%
Total	\$63,544	\$61,561	\$1,983	3.1%

Expenditure by Fund Group	Estimate¹	Actual	Variance	% Var.
General Fund Federal	\$1,392	\$775	\$617	44.3%
General Fund Private/Local	\$258	\$40	\$218	84.5%
General Fund State	\$10,601	\$10,453	\$148	1.4%
Other Funds Federal	\$1,339	\$1,116	\$223	16.7%
Other Funds Private/Local	\$355	\$115	\$240	67.6%
Other Funds Non-Appropriated	\$621	\$415	\$206	33.2%
Other Funds State	\$48,981	\$48,647	\$334	0.7%
Total	\$63,547	\$61,561	\$1,986	3.1%

FTEs by Program	Estimate¹	Actual	Variance	% Var.
Field Operations Bureau	1,483.1	1,386.1	97.0	6.5%
Investigative Services Bureau	397.5	385.0	12.5	3.1%
Technical Services Bureau	592.8	563.2	29.6	5.0%
Total	2,473.4	2,334.3	139.1	5.6%

1 Estimates include the OFM Official Allotment plus Unanticipated Receipts

2 Only includes Accounts for the Administering Agency

Negative Variance - Denotes Possible Problem

Washington State Patrol
Summary Financial Report for 2019-21 Biennium to Date

Dollars in Thousands

Revenue Detail

Fund	Estimate ¹	Actual	Variance	% Var.
General Fund	\$23	\$64	\$41	178.3%
Death Investigations Account	\$853	\$834	(\$19)	-2.2%
County Criminal Justice Assistance Account	\$0	\$0	\$0	0.0%
Municipal Criminal Justice Assistance Account	\$0	\$0	\$0	0.0%
Fire Service Trust Account	\$0	\$0	\$0	0.0%
State Patrol Highway Account	\$585	\$616	\$31	5.3%
Fire Service Training Account	\$166	\$0	(\$166)	-100.0%
Highway Safety Account	\$196	\$109	(\$87)	-44.4%
Motor Vehicle Account	\$126	\$164	\$38	30.2%
Federal Seizure Account	\$22	\$0	(\$22)	-100.0%
Reduced Cigarette Ignition Propensity Account	\$16	\$20	\$4	25.0%
Fire Protection Contractor License Account	\$0	\$8	\$8	0.0%
Fingerprint Identification Account	\$1,084	\$1,199	\$115	10.6%
State Seizure Account	\$29	\$35	\$6	20.7%
State Agency Office Relocation Pool Account	\$0	\$0	\$0	0.0%
State Patrol Nonappropriated Airplane Revolving Account	\$0	\$0	\$0	0.0%
DNA Data Base Account	\$80	\$77	(\$3)	-3.8%
Total	\$3,180	\$3,126	(\$54)	-1.7%

Revenue by Fund Group

Fund Group	Estimate ¹	Actual	Variance	% Var.
General Fund Federal	\$0	\$7	\$7	0.0%
General Fund Private/Local	\$0	\$14	\$14	0.0%
General Fund State	\$23	\$43	\$20	87.0%
Other Funds Federal	\$0	\$154	\$154	0.0%
Other Funds Private/Local	\$0	\$10	\$10	0.0%
Other Funds State	\$3,155	\$2,899	(\$256)	-8.1%
Total	\$3,178	\$3,127	(\$51)	-1.6%

Fund Balances Showing Deficits ²

Fund	BTD Balance	Proj. Balance
Death Investigations Account	(\$654)	(\$3,071)
Fire Service Trust Account	\$0	\$14
State Patrol Highway Account	(\$6,318)	\$8,027
Fire Service Training Account	(\$632)	(\$1,015)
Federal Seizure Account	\$85	(\$734)
Fire Protection Contractor License Account	(\$120)	(\$405)
Fingerprint Identification Account	(\$141)	(\$276)
State Seizure Account	\$36	(\$406)
State Patrol Nonappropriated Airplane Revolving Account	(\$38)	\$96
DNA Data Base Account	(\$137)	(\$327)

¹ Estimates include the OFM Official Allotment plus Unanticipated Receipts

² Only includes Accounts for the Administering Agency

Negative Variance - Denotes Possible Problem