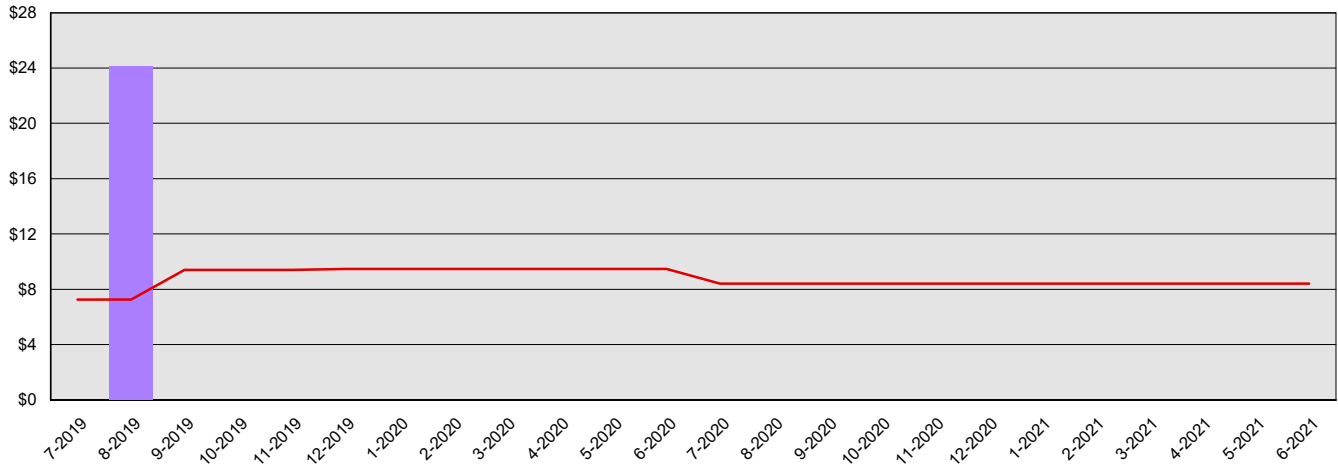


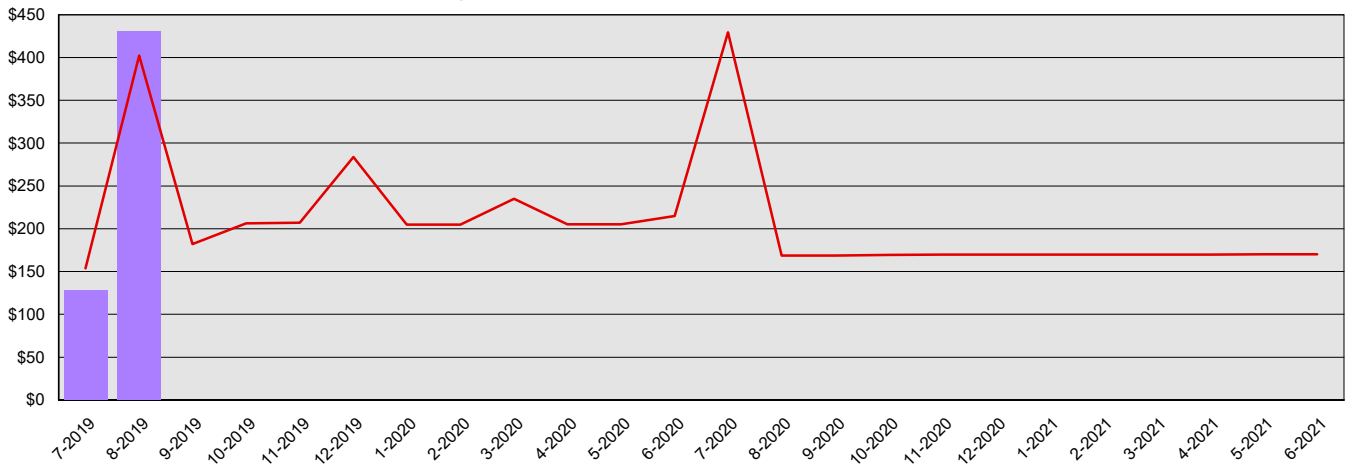
Office of Minority and Women's Business Enterprises
Summary Financial Report for 2019-21 Biennium to Date
 Dollars in Thousands

All Funds Variance to Date	\$2 Overexpenditure	0.4% Overexpenditure
-----------------------------------	----------------------------	-----------------------------

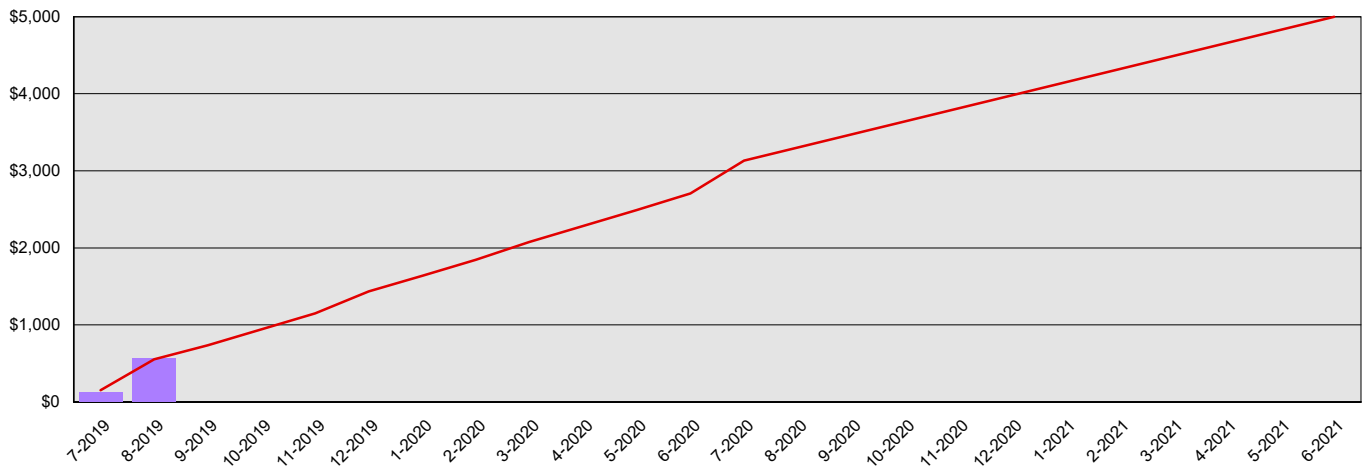
Monthly Planned vs. Actual Expenditures - GFS



Monthly Planned vs. Actual Expenditures - All Funds



Planned vs. Actual Cumulative Expenditures - All Funds



Actuals (Vertical Bars)



Estimates (line)



Office of Minority and Women's Business Enterprises
Summary Financial Report for 2019-21 Biennium to Date

Dollars in Thousands

Program/Fund Expenditure Detail

Expenditures by Program		Estimate¹	Actual	Variance	% Var.
Administration		\$556	\$558	(\$2)	-0.4%
	Total	\$556	\$558	(\$2)	-0.4%
Expenditure by Fund Group		Estimate¹	Actual	Variance	% Var.
General Fund State		\$15	\$24	(\$9)	-60.0%
Other Funds State		\$541	\$534	\$7	1.3%
	Total	\$556	\$558	(\$2)	-0.4%
FTEs by Program		Estimate¹	Actual	Variance	% Var.
Administration		24.1	19.2	4.9	20.3%
	Total	24.1	19.2	4.9	20.3%

1 Estimates include the OFM Official Allotment plus Unanticipated Receipts

2 Only includes Accounts for the Administering Agency

Negative Variance - Denotes Possible Problem

**Office of Minority and Women's Business Enterprises
Summary Financial Report for 2019-21 Biennium to Date**

Dollars in Thousands

		Revenue Detail			
Fund		Estimate¹	Actual	Variance	% Var.
OMWBE Enterprises Account		\$50	\$267	\$217	434.0%
	Total	\$50	\$267	\$217	434.0%

		Revenue by Fund Group			
Fund Group		Estimate¹	Actual	Variance	% Var.
Other Funds State		\$50	\$267	\$217	434.0%
	Total	\$50	\$267	\$217	434.0%

		Fund Balances Showing Deficits ²	
Fund		BTD Balance	Proj. Balance
OMWBE Enterprises Account		\$95	(\$495)

1 Estimates include the OFM Official Allotment plus Unanticipated Receipts

2 Only includes Accounts for the Administering Agency

Negative Variance - Denotes Possible Problem