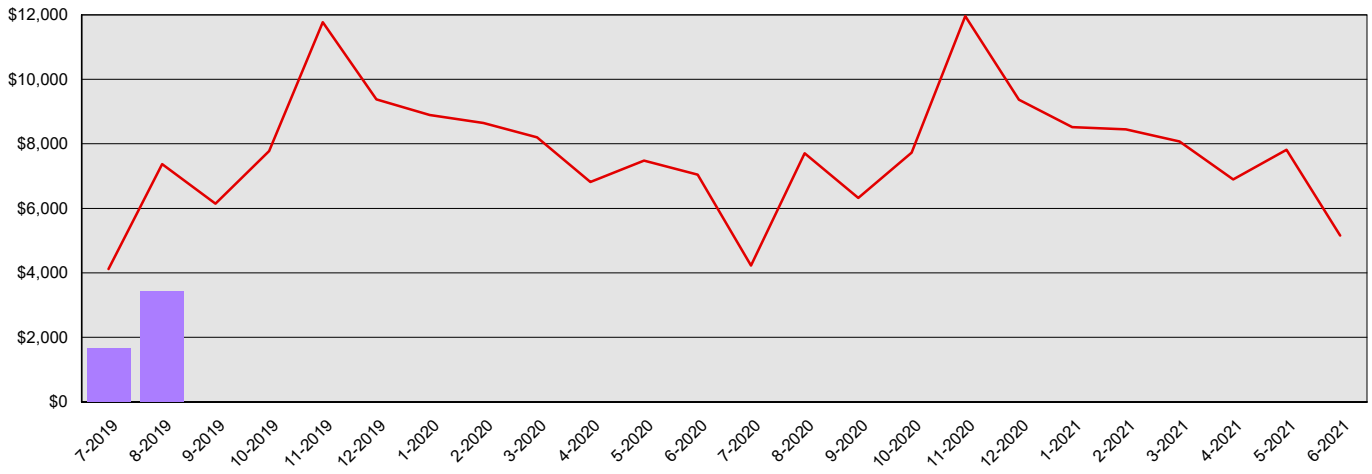


Department of Commerce Summary Financial Report for 2019-21 Biennium to Date

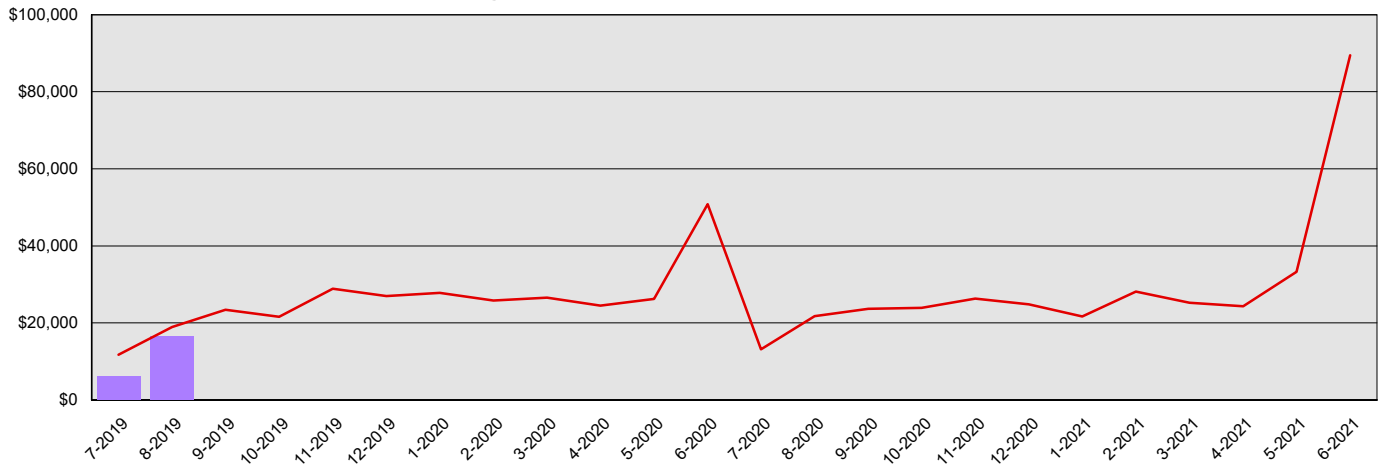
Dollars in Thousands

All Funds Variance to Date	\$7,951 Underexpenditure	25.9% Underexpenditure
----------------------------	--------------------------	------------------------

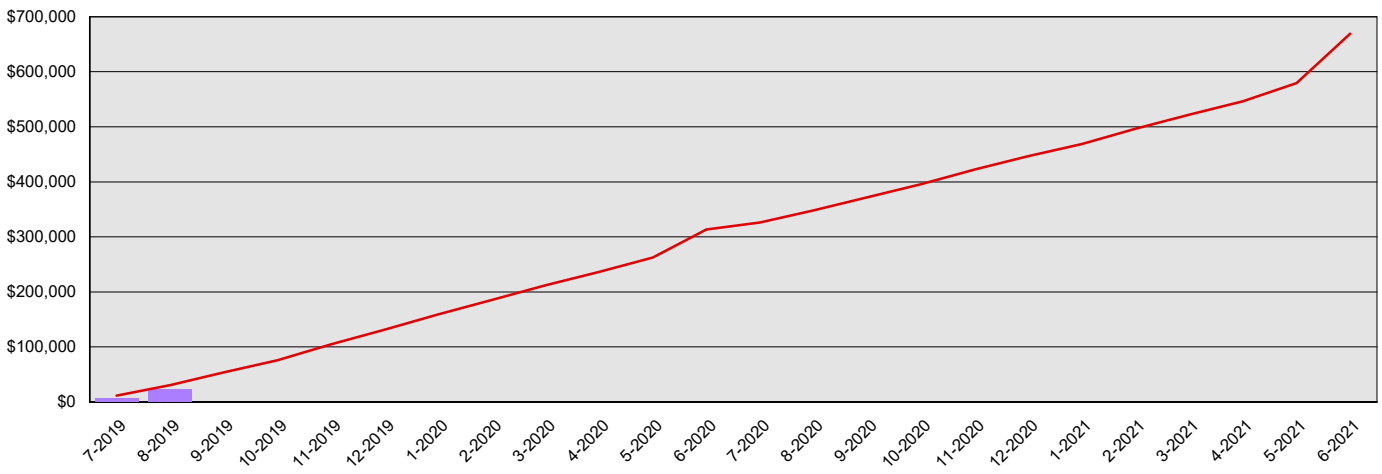
Monthly Planned vs. Actual Expenditures - GFS



Monthly Planned vs. Actual Expenditures - All Funds



Planned vs. Actual Cumulative Expenditures - All Funds



Actuals (Vertical Bars)



Estimates (line)



Department of Commerce
Summary Financial Report for 2019-21 Biennium to Date

Dollars in Thousands

Program/Fund Expenditure Detail

Expenditures by Program	Estimate¹	Actual	Variance	% Var.
Administrative Services	\$2,277	\$882	\$1,395	61.3%
Director's Office	\$802	\$594	\$208	25.9%
Community Services and Housing	\$20,812	\$13,587	\$7,225	34.7%
Energy Division	\$2,336	\$2,582	(\$246)	-10.5%
Local Government	\$3,014	\$3,974	(\$960)	-31.9%
Office of Economic Development and Competitiveness	\$1,405	\$1,073	\$332	23.6%
Total	\$30,646	\$22,692	\$7,954	26.0%
Expenditure by Fund Group	Estimate¹	Actual	Variance	% Var.
General Fund Federal	\$12,017	\$11,009	\$1,008	8.4%
General Fund Private/Local	\$221	\$2,058	(\$1,837)	-831.2%
General Fund State	\$11,494	\$5,100	\$6,394	55.6%
Other Funds Non-Appropriated	\$798	\$304	\$494	61.9%
Other Funds State	\$6,115	\$4,223	\$1,892	30.9%
Total	\$30,645	\$22,694	\$7,951	25.9%
FTEs by Program	Estimate¹	Actual	Variance	% Var.
Administrative Services	53.7	46.1	7.6	14.2%
Director's Office	29.1	23.5	5.6	19.2%
Community Services and Housing	154.2	138.5	15.7	10.2%
Energy Division	36.0	28.1	7.9	21.9%
Local Government	37.0	46.7	(9.7)	-26.2%
Office of Economic Development and Competitiveness	33.9	30.7	3.2	9.4%
Total	343.8	313.5	30.3	8.8%

1 Estimates include the OFM Official Allotment plus Unanticipated Receipts

2 Only includes Accounts for the Administering Agency

Negative Variance - Denotes Possible Problem

Department of Commerce
Summary Financial Report for 2019-21 Biennium to Date

Dollars in Thousands

Fund	Estimate ¹	Actual	Variance	% Var.
General Fund	\$2,957	\$8,418	\$5,461	184.7%
Public Works Assistance Account	\$0	(\$72,527)	(\$72,527)	0.0%
Lead Paint Account	\$8	\$14	\$6	75.0%
Home Security Fund Account	\$5,386	\$4,341	(\$1,045)	-19.4%
Affordable Housing for All Account	\$1,154	\$789	(\$365)	-31.6%
Financial Fraud and Identity Theft Crimes Investigation and Prosecution Account	\$172	\$0	(\$172)	-100.0%
Foreclosure Fairness Account	\$438	\$354	(\$84)	-19.2%
Energy Account	\$18	\$0	(\$18)	-100.0%
Washington Sexual Assault Kit Account	\$2,486	\$0	(\$2,486)	-100.0%
Skilled Worker Outreach, Recruitment, and Career Awareness Grant Program Account	\$151	\$0	(\$151)	-100.0%
Energy Efficiency Account	\$148	(\$181)	(\$329)	-222.3%
Landlord Mitigation Program Account	\$64	\$257	\$193	301.6%
Community and Economic Development Fee Account	\$189	\$442	\$253	133.9%
Growth Management Planning and Environmental Review Account	\$626	\$248	(\$378)	-60.4%
Washington Housing Trust Account	\$240	(\$2,310)	(\$2,550)	-1,062.5%
Miscellaneous Program Account	\$48	\$0	(\$48)	-100.0%
Prostitution Prevention and Intervention Account	\$8	\$10	\$2	25.0%
Public Facility Construction Loan Revolving Account	\$88	(\$2,018)	(\$2,106)	-2,393.2%
Total	\$14,181	(\$62,163)	(\$76,344)	-538.4%

Fund Group	Estimate ¹	Actual	Variance	% Var.
General Fund Federal	\$2,316	\$7,165	\$4,849	209.4%
General Fund Private/Local	\$641	\$1,242	\$601	93.8%
General Fund State	\$0	\$11	\$11	0.0%
Other Funds State	\$11,222	(\$70,581)	(\$81,803)	-729.0%
Total	\$14,179	(\$62,163)	(\$76,342)	-538.4%

1 Estimates include the OFM Official Allotment plus Unanticipated Receipts

2 Only includes Accounts for the Administering Agency

Negative Variance - Denotes Possible Problem

Department of Commerce
Summary Financial Report for 2019-21 Biennium to Date

Dollars in Thousands

Fund Balances Showing Deficits ²

Fund	BTD Balance	Proj. Balance
Public Works Assistance Account	(\$90,071)	(\$60,243)
Lead Paint Account	\$12	(\$114)
Energy Freedom Account	\$1	(\$981)
Affordable Housing for All Account	\$576	(\$1,187)
Financial Fraud and Identity Theft Crimes Investigation and Prosecution Account	(\$5)	(\$207)
Low-Income Weatherization and Structural Rehab. Assistance Account	\$3	(\$1,121)
Foreclosure Fairness Account	\$294	(\$276)
Energy Account	\$0	(\$8)
Mobile Home Park Relocation Account	\$117	(\$309)
Washington Sexual Assault Kit Account	(\$24)	(\$1,029)
Skilled Worker Outreach, Recruitment, and Career Awareness Grant Program Account	\$0	(\$151)
Energy Efficiency Account	(\$181)	\$1,243
Landlord Mitigation Program Account	\$23	(\$158)
Washington Housing Trust Account	(\$2,072)	(\$1,012)
Hanford Area Economic Investment	\$8	(\$44)
Public Facility Construction Loan Revolving Account	(\$1,965)	\$8,249

1 Estimates include the OFM Official Allotment plus Unanticipated Receipts

2 Only includes Accounts for the Administering Agency

Negative Variance - Denotes Possible Problem