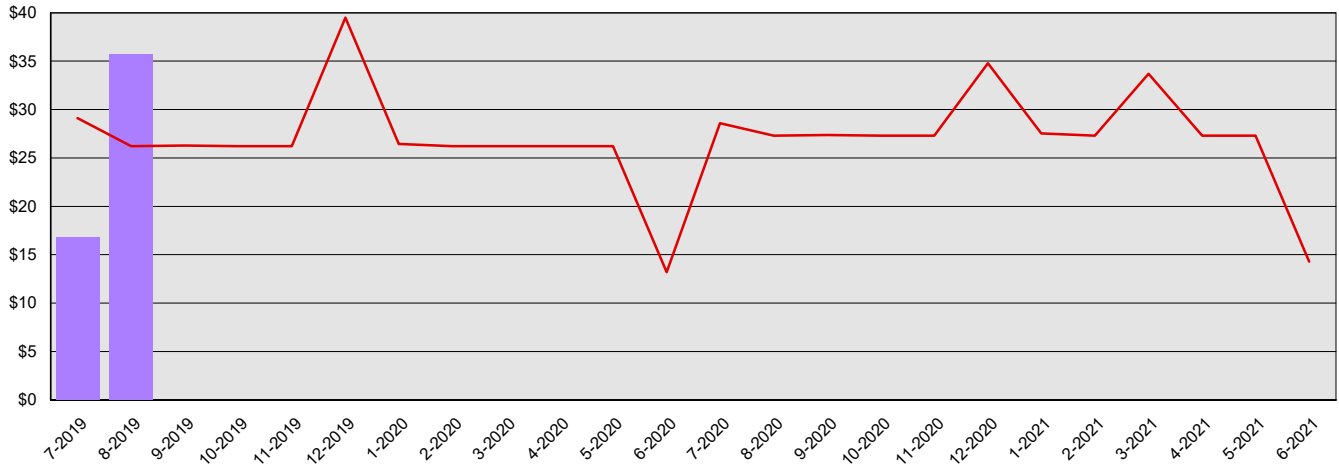


Commission on Asian Pacific American Affairs Summary Financial Report for 2019-21 Biennium to Date

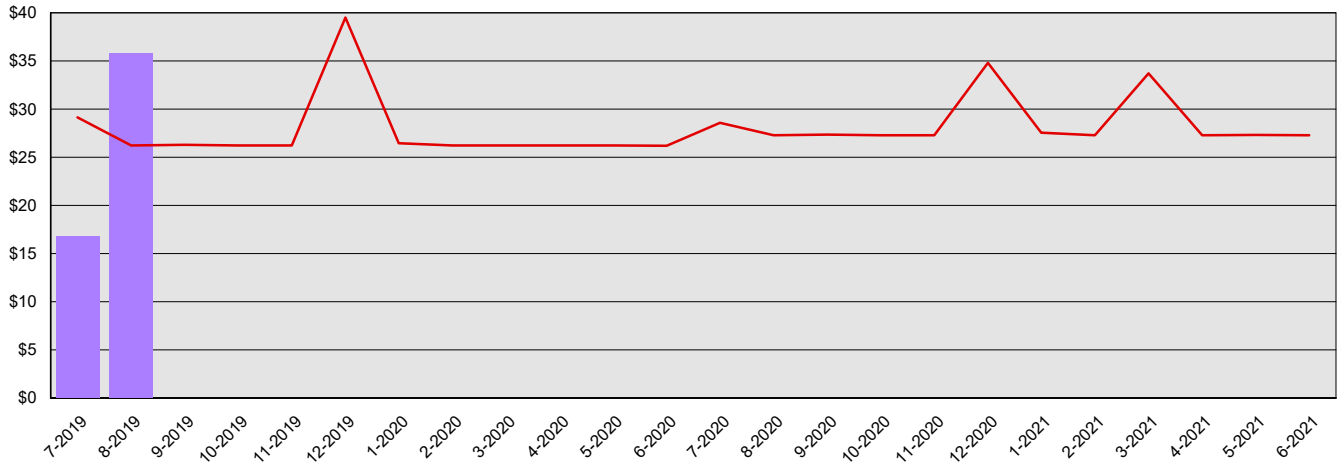
Dollars in Thousands

All Funds Variance to Date	\$3 Underexpenditure	5.5% Underexpenditure
-----------------------------------	-----------------------------	------------------------------

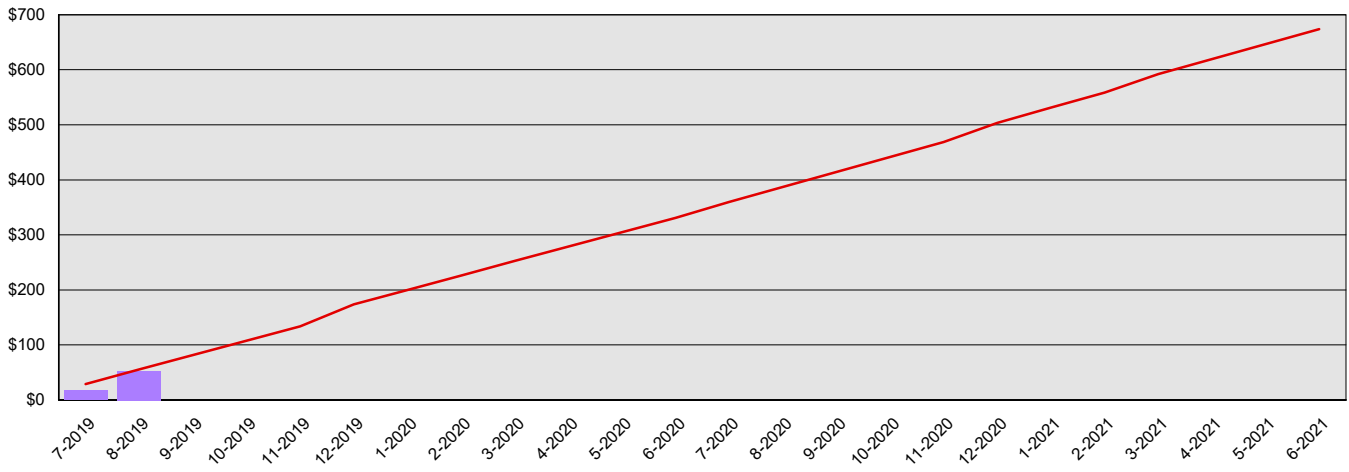
Monthly Planned vs. Actual Expenditures - GFS



Monthly Planned vs. Actual Expenditures - All Funds



Planned vs. Actual Cumulative Expenditures - All Funds



Actuals (Vertical Bars)



Estimates (line)



Commission on Asian Pacific American Affairs
Summary Financial Report for 2019-21 Biennium to Date

Dollars in Thousands

		Program/Fund Expenditure Detail			
	Expenditures by Program	Estimate¹	Actual	Variance	% Var.
Administration		\$55	\$52	\$3	5.5%
	Total	\$55	\$52	\$3	5.5%
	Expenditure by Fund Group	Estimate¹	Actual	Variance	% Var.
General Fund State		\$55	\$52	\$3	5.5%
	Total	\$55	\$52	\$3	5.5%
	FTEs by Program	Estimate¹	Actual	Variance	% Var.
Administration		1.9	1.9	0.0	0.0%
	Total	1.9	1.9	0.0	0.0%

1 Estimates include the OFM Official Allotment plus Unanticipated Receipts

2 Only includes Accounts for the Administering Agency

Negative Variance - Denotes Possible Problem