

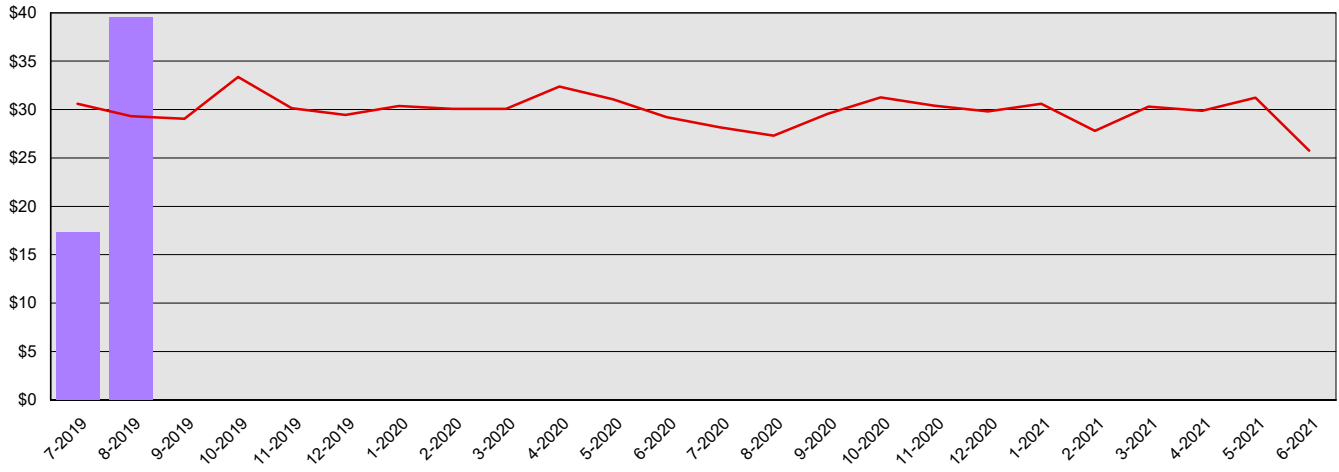
# Governor's Office of Indian Affairs

## Summary Financial Report for 2019-21 Biennium to Date

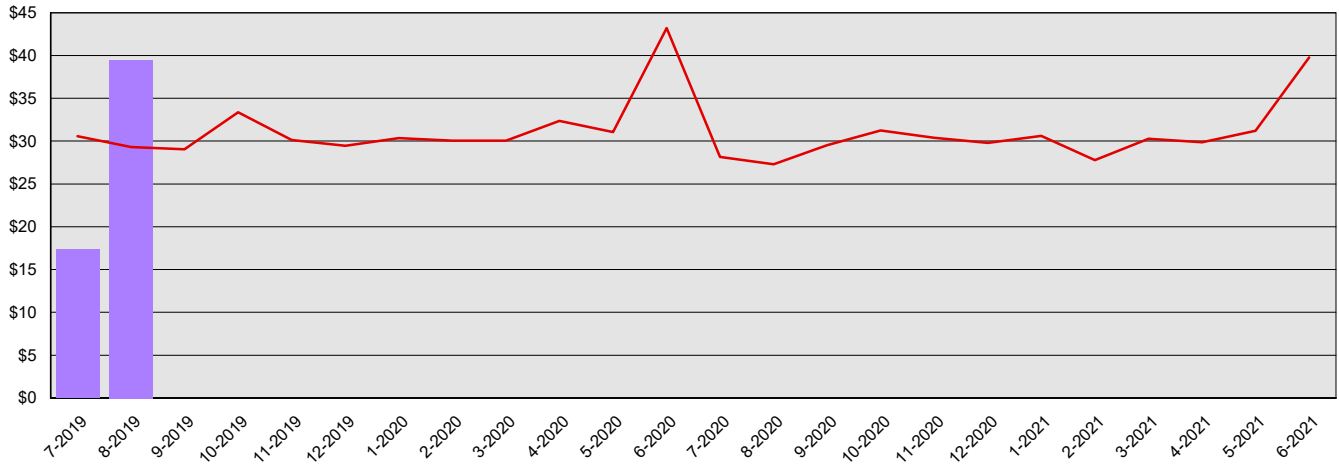
Dollars in Thousands

All Funds Variance to Date	\$3 Underexpenditure	5.0% Underexpenditure
----------------------------	----------------------	-----------------------

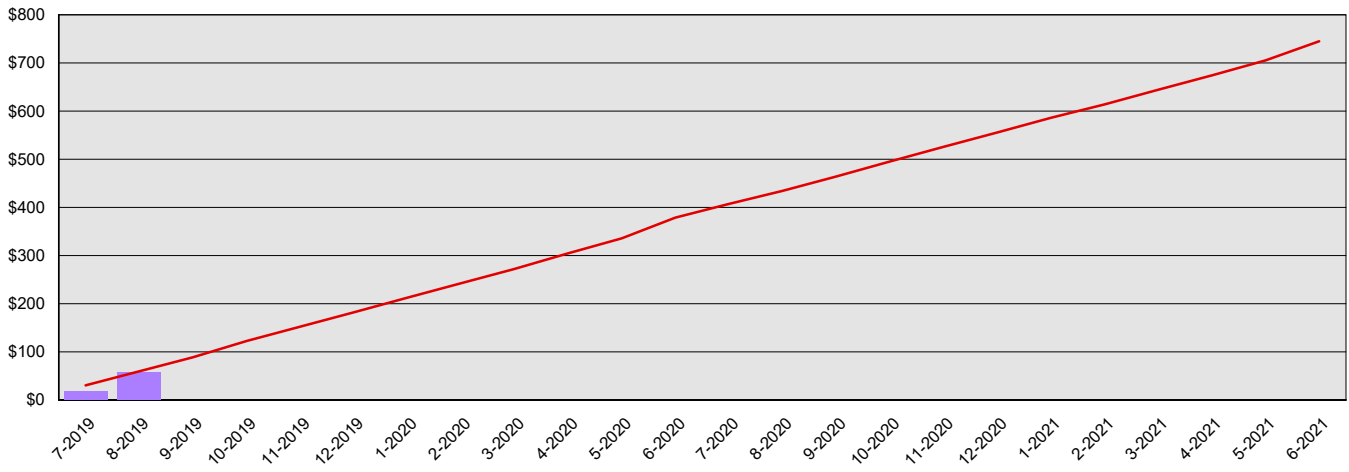
**Monthly Planned vs. Actual Expenditures - GFS**



**Monthly Planned vs. Actual Expenditures - All Funds**



**Planned vs. Actual Cumulative Expenditures - All Funds**



Actuals (Vertical Bars)



Estimates (line)



Governor's Office of Indian Affairs  
**Summary Financial Report for 2019-21 Biennium to Date**

Dollars in Thousands

**Program/Fund Expenditure Detail**

<b>Expenditures by Program</b>	<b>Estimate<sup>1</sup></b>	<b>Actual</b>	<b>Variance</b>	<b>% Var.</b>
Administration	\$60	\$57	\$3	5.0%
<b>Total</b>	<b>\$60</b>	<b>\$57</b>	<b>\$3</b>	<b>5.0%</b>
<b>Expenditure by Fund Group</b>	<b>Estimate<sup>1</sup></b>	<b>Actual</b>	<b>Variance</b>	<b>% Var.</b>
General Fund State	\$60	\$57	\$3	5.0%
<b>Total</b>	<b>\$60</b>	<b>\$57</b>	<b>\$3</b>	<b>5.0%</b>
<b>FTEs by Program</b>	<b>Estimate<sup>1</sup></b>	<b>Actual</b>	<b>Variance</b>	<b>% Var.</b>
Administration	2.0	2.0	0.0	0.0%
<b>Total</b>	<b>2.0</b>	<b>2.0</b>	<b>0.0</b>	<b>0.0%</b>

1 Estimates include the OFM Official Allotment plus Unanticipated Receipts

2 Only includes Accounts for the Administering Agency

Negative Variance - Denotes Possible Problem