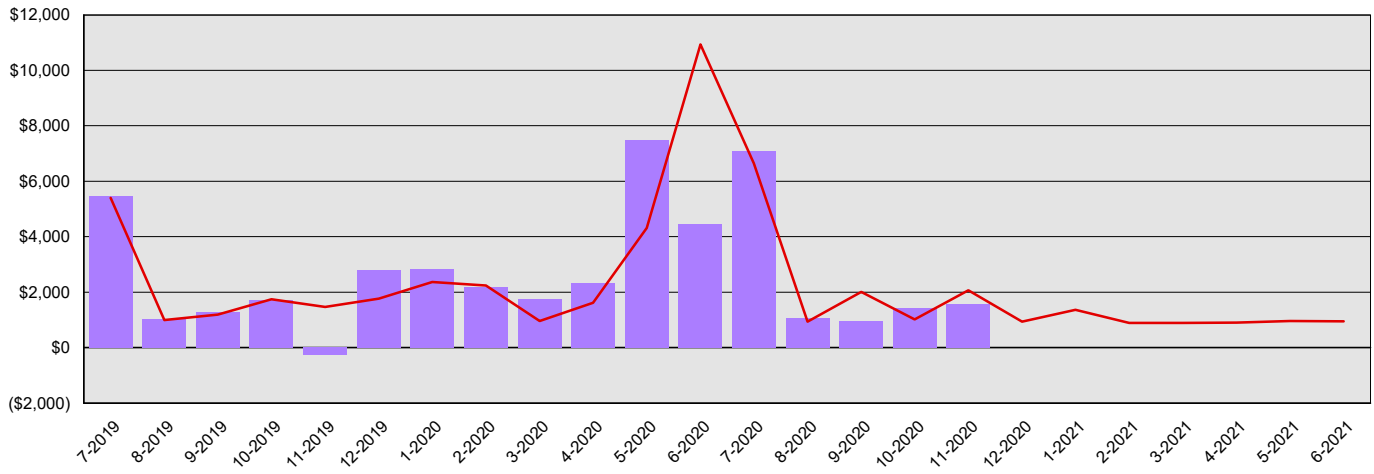


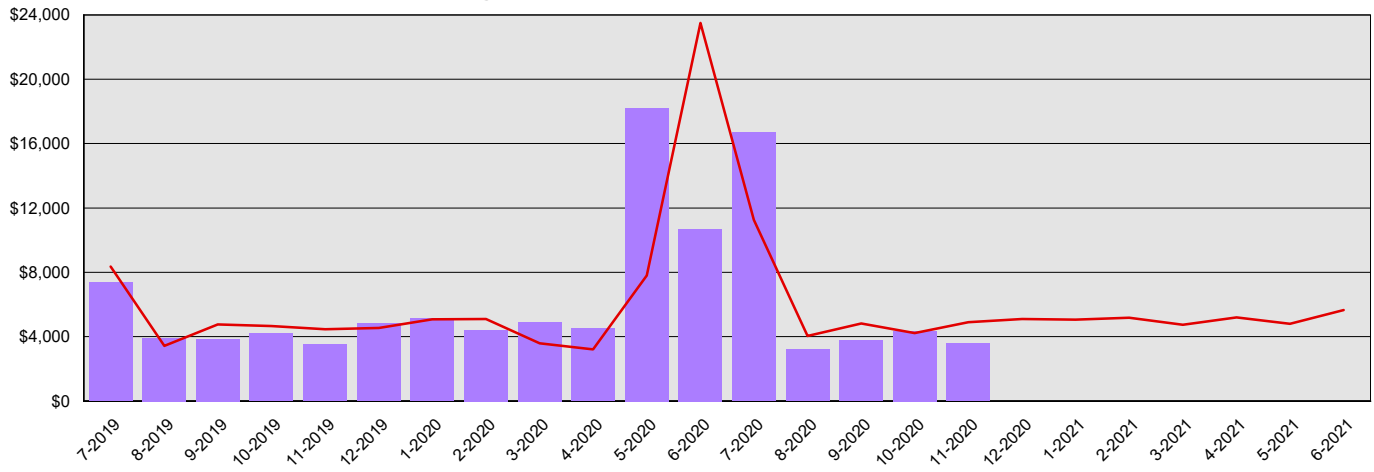
Office of the Secretary of State
Summary Financial Report for 2019-21 Biennium to Date
Dollars in Thousands

All Funds Variance to Date	\$557 Underexpenditure	0.5% Underexpenditure
-----------------------------------	-------------------------------	------------------------------

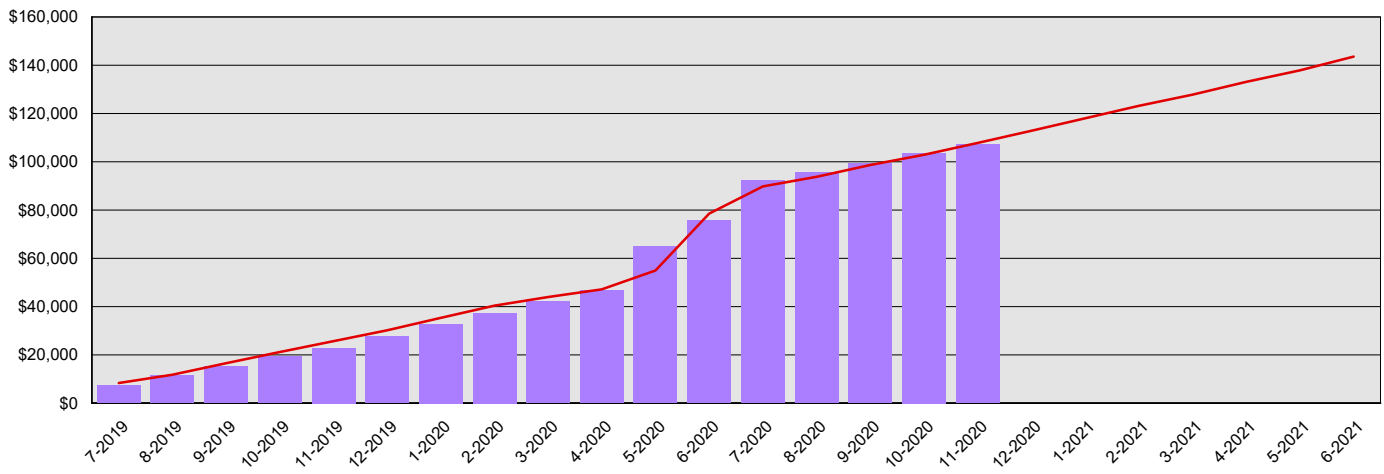
Monthly Planned vs. Actual Expenditures - GFS



Monthly Planned vs. Actual Expenditures - All Funds



Planned vs. Actual Cumulative Expenditures - All Funds



Actuals (Vertical Bars)



Estimates (line)



1/5/2021

Office of the Secretary of State
Summary Financial Report for 2019-21 Biennium to Date
Dollars in Thousands

Program/Fund Expenditure Detail

Expenditures by Program	Estimate¹	Actual	Variance	% Var.
Corporations	\$13,446	\$12,259	\$1,187	8.8%
Elections and Voter Services	\$25,870	\$32,615	(\$6,745)	-26.1%
Administration and Operations	\$8,753	\$8,154	\$599	6.8%
Election Division - State Share	\$23,265	\$21,388	\$1,877	8.1%
Archives and Records Management	\$12,648	\$10,469	\$2,179	17.2%
Special Programs	\$7,936	\$7,625	\$311	3.9%
State Library	\$15,847	\$14,699	\$1,148	7.2%
Work Study Students	\$0	\$0	\$0	0.0%
Total	\$107,765	\$107,209	\$556	0.5%

Expenditure by Fund Group	Estimate¹	Actual	Variance	% Var.
General Fund Federal	\$6,329	\$5,849	\$480	7.6%
General Fund Private/Local	\$405	\$143	\$262	64.7%
General Fund State	\$47,658	\$45,173	\$2,485	5.2%
Other Funds Federal	\$13,625	\$19,269	(\$5,644)	-41.4%
Other Funds Non-Appropriated	\$14,186	\$14,066	\$120	0.8%
Other Funds State	\$25,561	\$22,708	\$2,853	11.2%
Total	\$107,764	\$107,208	\$556	0.5%

FTEs by Program	Estimate¹	Actual	Variance	% Var.
Corporations	87.0	77.8	9.2	10.6%
Elections and Voter Services	37.5	33.9	3.6	9.6%
Administration and Operations	44.2	40.0	4.2	9.5%
Archives and Records Management	58.5	45.8	12.7	21.7%
Special Programs	15.5	13.5	2.0	12.9%
State Library	67.1	62.1	5.0	7.5%
Work Study Students	0.0	0.7	(0.7)	0.0%
Total	309.8	273.7	36.0	11.6%

1 Estimates include the OFM Official Allotment plus Unanticipated Receipts

2 Only includes Accounts for the Administering Agency

Negative Variance - Denotes Possible Problem

Office of the Secretary of State
Summary Financial Report for 2019-21 Biennium to Date

Dollars in Thousands

Revenue Detail				
Fund	Estimate ¹	Actual	Variance	% Var.
General Fund	\$79,131	\$62,570	(\$16,561)	-20.9%
Public Records Efficiency, Preservation & Access Acct	\$6,131	\$6,581	\$450	7.3%
Washington State Legacy Project, State Library, and Archives Account	\$59	\$372	\$313	530.5%
Charitable Organization Education Account	\$638	\$597	(\$41)	-6.4%
Washington State Library Operations Account	\$7,396	\$9,117	\$1,721	23.3%
WA State Library-Archives Building Acct	\$5,814	\$6,397	\$583	10.0%
Secretary of State's Revolving Account	\$15,234	\$12,382	(\$2,852)	-18.7%
Local Government Archives Account	\$7,639	\$7,345	(\$294)	-3.8%
Imaging Account	\$680	\$534	(\$146)	-21.5%
Election Account	\$12,899	\$19,320	\$6,421	49.8%
Total	\$135,621	\$125,215	(\$10,406)	-7.7%

Revenue by Fund Group				
Fund Group	Estimate ¹	Actual	Variance	% Var.
General Fund Federal	\$6,424	\$3,681	(\$2,743)	-42.7%
General Fund Private/Local	\$405	\$0	(\$405)	-100.0%
General Fund State	\$72,303	\$58,889	(\$13,414)	-18.6%
Other Funds Federal	\$12,899	\$19,320	\$6,421	49.8%
Other Funds Private/Local	\$59	\$376	\$317	537.3%
Other Funds State	\$43,532	\$42,950	(\$582)	-1.3%
Total	\$135,622	\$125,216	(\$10,406)	-7.7%

Fund Balances Showing Deficits ²		
Fund	BTD Balance	Proj. Balance
Washington State Legacy Project, State Library, and Archives Account	(\$11)	(\$13)
Secretary of State's Revolving Account	(\$572)	\$1,388
Imaging Account	(\$43)	(\$43)
Performance Audits of Government Account	\$4,078	(\$869)

¹ Estimates include the OFM Official Allotment plus Unanticipated Receipts

² Only includes Accounts for the Administering Agency

Negative Variance - Denotes Possible Problem