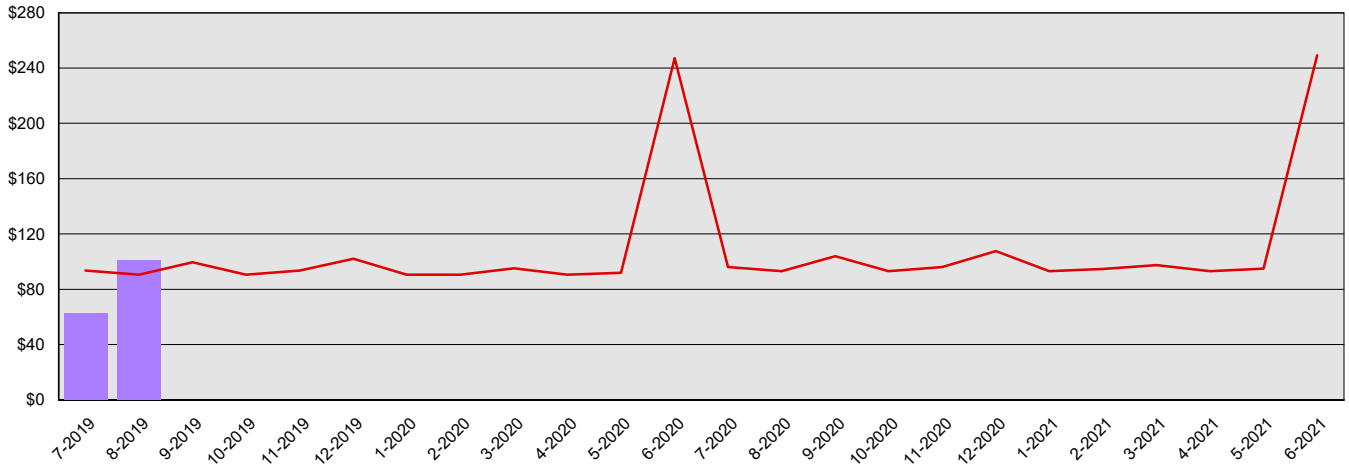


Office of Lieutenant Governor
Summary Financial Report for 2019-21 Biennium to Date

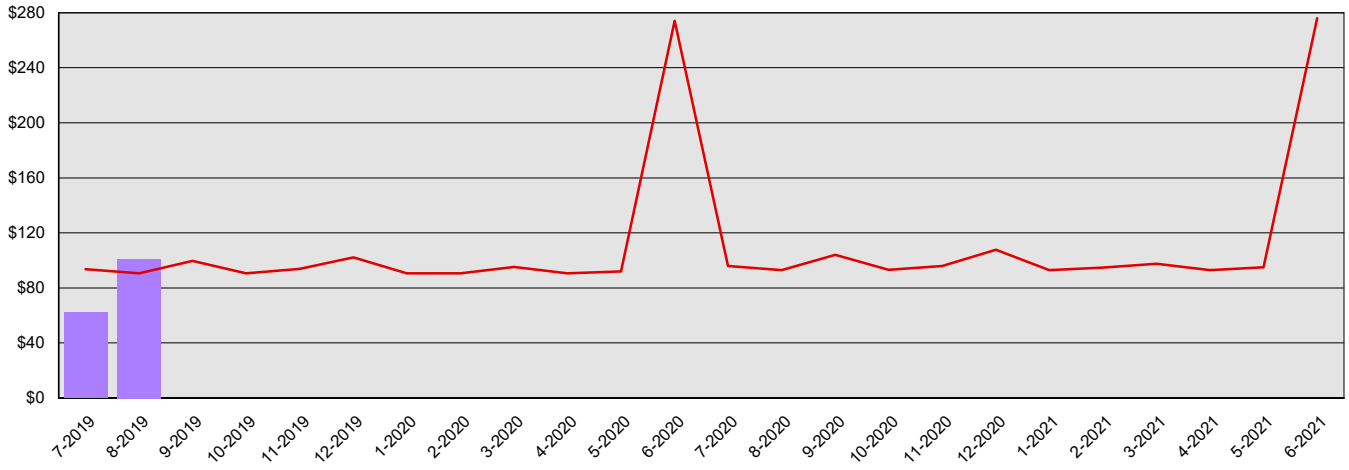
Dollars in Thousands

All Funds Variance to Date	\$21 Underexpenditure	11.4% Underexpenditure
-----------------------------------	------------------------------	-------------------------------

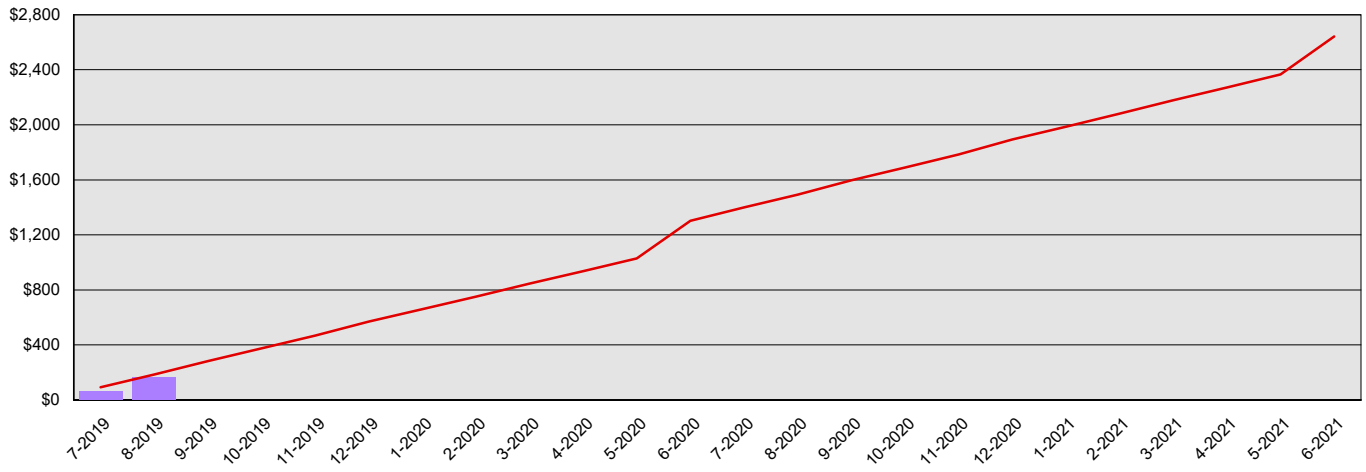
Monthly Planned vs. Actual Expenditures - GFS



Monthly Planned vs. Actual Expenditures - All Funds



Planned vs. Actual Cumulative Expenditures - All Funds



Actuals (Vertical Bars)



Estimates (line)



Office of Lieutenant Governor
Summary Financial Report for 2019-21 Biennium to Date

Dollars in Thousands

Program/Fund Expenditure Detail

Expenditures by Program	Estimate¹	Actual	Variance	% Var.
Administration	\$184	\$163	\$21	11.4%
Total	\$184	\$163	\$21	11.4%
Expenditure by Fund Group	Estimate¹	Actual	Variance	% Var.
General Fund State	\$184	\$163	\$21	11.4%
Total	\$184	\$163	\$21	11.4%
FTEs by Program	Estimate¹	Actual	Variance	% Var.
Administration	8.8	6.9	1.9	21.6%
Total	8.8	6.9	1.9	21.6%

1 Estimates include the OFM Official Allotment plus Unanticipated Receipts

2 Only includes Accounts for the Administering Agency

Negative Variance - Denotes Possible Problem

Office of Lieutenant Governor
Summary Financial Report for 2019-21 Biennium to Date

Dollars in Thousands

		Revenue Detail			
Fund		Estimate¹	Actual	Variance	% Var.
Seattle Seahawks Account		\$0	\$9	\$9	0.0%
Seattle Mariners Account		\$0	\$2	\$2	0.0%
	Total	\$0	\$11	\$11	0.0%

		Revenue by Fund Group			
Fund Group		Estimate¹	Actual	Variance	% Var.
Other Funds State		\$0	\$11	\$11	0.0%
	Total	\$0	\$11	\$11	0.0%

		Fund Balances Showing Deficits ²	
Fund		BTD Balance	Proj. Balance
Legislative International Trade Account		\$0	\$0

1 Estimates include the OFM Official Allotment plus Unanticipated Receipts

2 Only includes Accounts for the Administering Agency

Negative Variance - Denotes Possible Problem