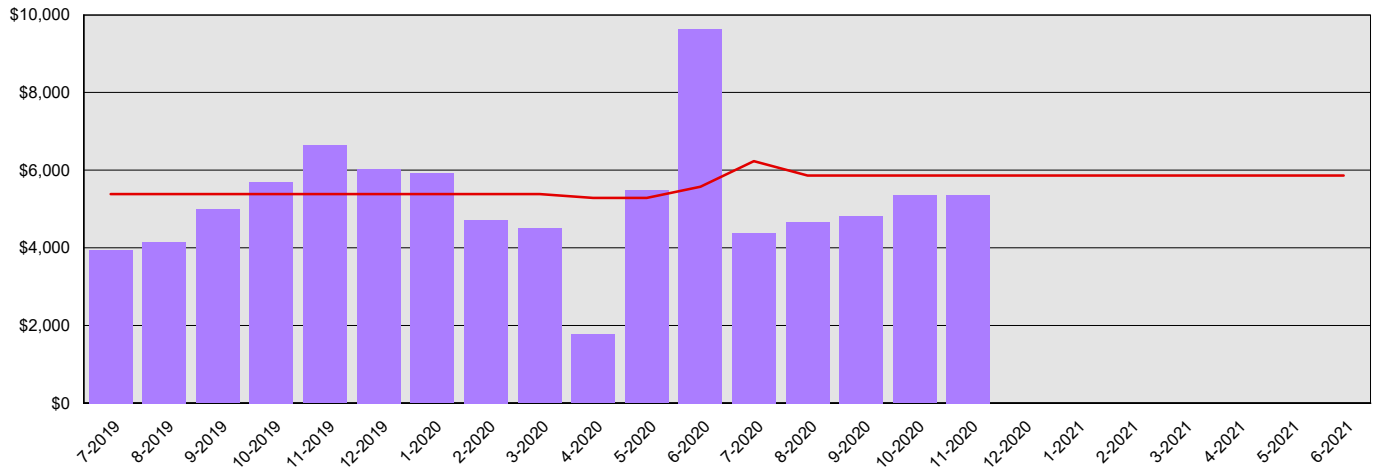


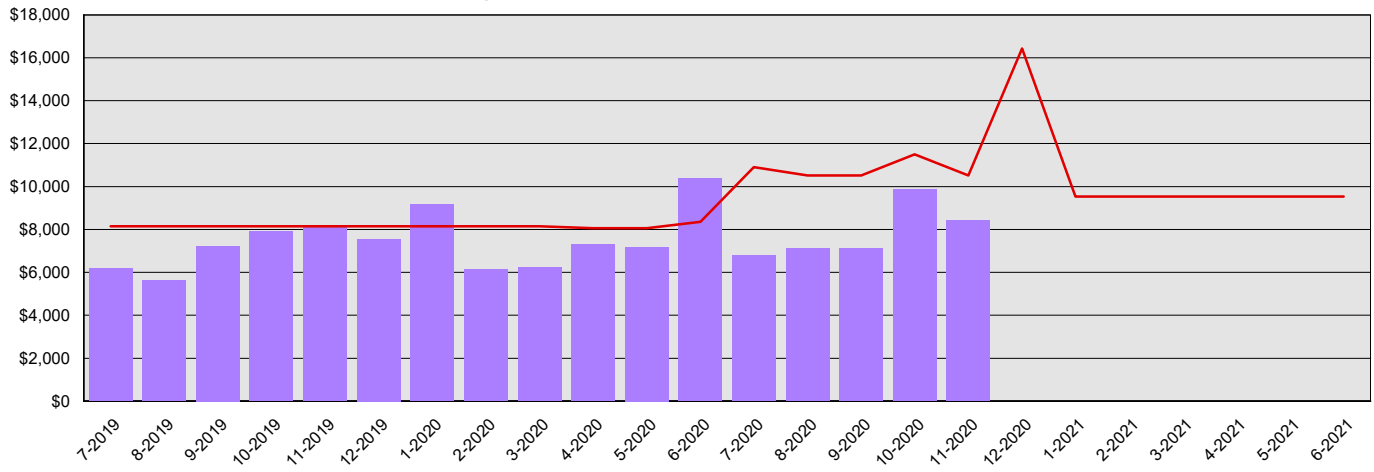
Administrative Office of the Courts
Summary Financial Report for 2019-21 Biennium to Date
Dollars in Thousands

All Funds Variance to Date	\$23,524 Underexpenditure	15.5% Underexpenditure
----------------------------	---------------------------	------------------------

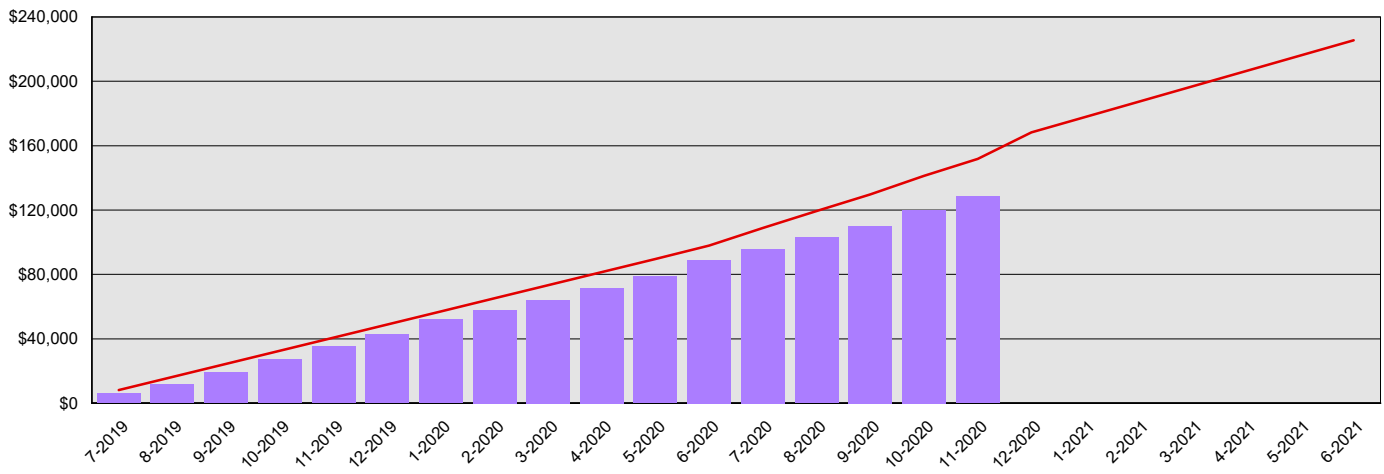
Monthly Planned vs. Actual Expenditures - GFS



Monthly Planned vs. Actual Expenditures - All Funds



Planned vs. Actual Cumulative Expenditures - All Funds



Actuals (Vertical Bars)



Estimates (line)



1/5/2021

Administrative Office of the Courts
Summary Financial Report for 2019-21 Biennium to Date

Dollars in Thousands

Program/Fund Expenditure Detail

Expenditures by Program	Estimate¹	Actual	Variance	% Var.
Administration	\$194	\$7,250	(\$7,056)	-3,637.1%
Judicial Information System	\$254	\$31,498	(\$31,244)	-12,300.8%
Judicial Services	\$378	\$9,271	(\$8,893)	-2,352.6%
Special Programs	\$5,901	\$21,984	(\$16,083)	-272.5%
Superior Court Judges	\$562	\$47,497	(\$46,935)	-8,351.4%
Management Services	\$144,544	\$10,808	\$133,736	92.5%
Total	\$151,833	\$128,308	\$23,525	15.5%

Expenditure by Fund Group	Estimate¹	Actual	Variance	% Var.
General Fund Federal	\$7,441	\$3,819	\$3,622	48.7%
General Fund Private/Local	\$466	\$86	\$380	81.5%
General Fund State	\$94,271	\$88,049	\$6,222	6.6%
Other Funds Non-Appropriated	\$0	\$5	(\$5)	0.0%
Other Funds State	\$49,654	\$36,349	\$13,305	26.8%
Total	\$151,832	\$128,308	\$23,524	15.5%

FTEs by Program	Estimate¹	Actual	Variance	% Var.
Administration	0.0	38.5	(38.5)	0.0%
Judicial Information System	53.5	113.7	(60.2)	-112.5%
Judicial Services	1.2	58.2	(57.0)	-4,750.0%
Special Programs	0.0	0.1	(0.1)	0.0%
Superior Court Judges	0.6	197.5	(196.9)	-32,816.7%
Management Services	402.5	30.0	372.5	92.5%
Total	457.8	438.0	19.8	4.3%

¹ Estimates include the OFM Official Allotment plus Unanticipated Receipts

² Only includes Accounts for the Administering Agency

Negative Variance - Denotes Possible Problem

Administrative Office of the Courts
Summary Financial Report for 2019-21 Biennium to Date

Dollars in Thousands

Revenue Detail				
Fund	Estimate¹	Actual	Variance	% Var.
General Fund	\$99,562	\$86,250	(\$13,312)	-13.4%
Emergency Medical Services and Trauma Care Systems Trust Account	\$0	\$0	\$0	0.0%
Highway Safety Account	\$0	\$1,160	\$1,160	0.0%
Washington Auto Theft Prevention Authority Account	\$8,968	\$7,077	(\$1,891)	-21.1%
Traumatic Brain Injury Account	\$4,187	\$2,664	(\$1,523)	-36.4%
Judicial Stabilization Trust Account	\$7,072	\$7,003	(\$69)	-1.0%
Distracted Driving Prevention Account	\$19	\$8	(\$11)	-57.9%
State Agency Parking Account	\$0	\$41	\$41	0.0%
Judicial Information Systems Account	\$32,853	\$24,532	(\$8,321)	-25.3%
Miscellaneous Program Account	\$0	\$78	\$78	0.0%
Total	\$152,661	\$128,813	(\$23,848)	-15.6%

Revenue by Fund Group				
Fund Group	Estimate¹	Actual	Variance	% Var.
General Fund Federal	\$1,540	\$865	(\$675)	-43.8%
General Fund Private/Local	\$466	\$83	(\$383)	-82.2%
General Fund State	\$97,556	\$85,301	(\$12,255)	-12.6%
Other Funds State	\$53,099	\$42,562	(\$10,537)	-19.8%
Total	\$152,661	\$128,811	(\$23,850)	-15.6%

Fund Balances Showing Deficits²		
Fund	BTB Balance	Proj. Balance
Washington Auto Theft Prevention Authority Account	(\$1,403)	\$1,555
Judicial Stabilization Trust Account	(\$19)	(\$1,172)
Judicial Information Systems Account	(\$4,598)	(\$16,043)

¹ Estimates include the OFM Official Allotment plus Unanticipated Receipts

² Only includes Accounts for the Administering Agency

Negative Variance - Denotes Possible Problem