

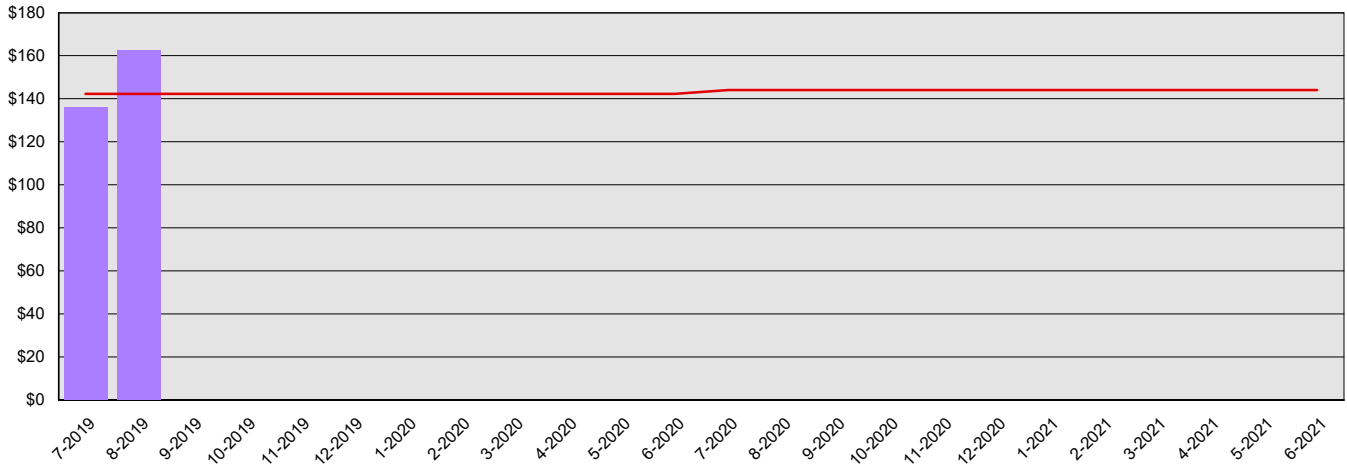
# Law Library

## Summary Financial Report for 2019-21 Biennium to Date

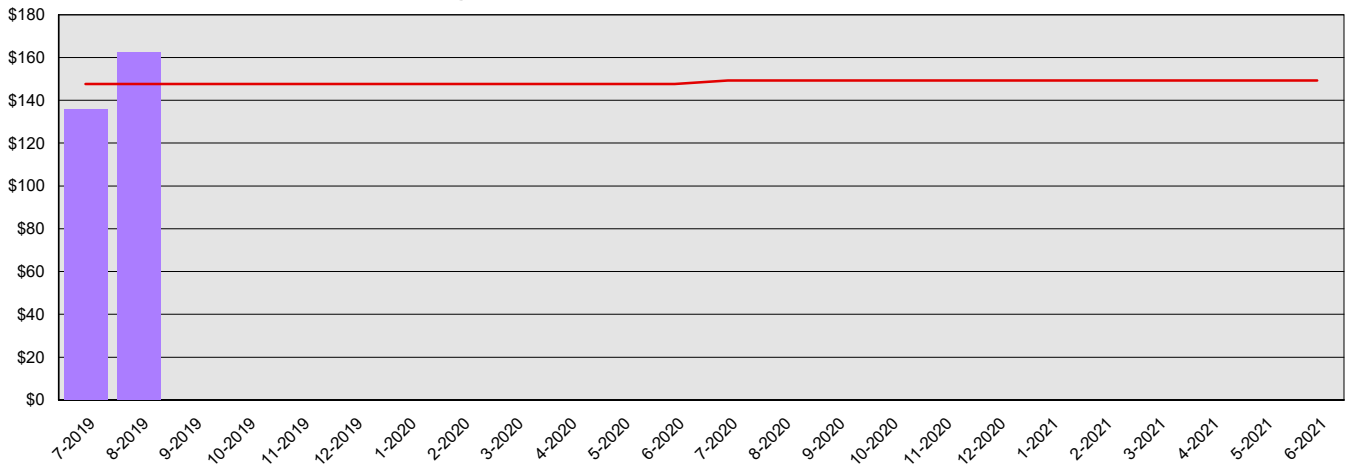
Dollars in Thousands

All Funds Variance to Date	\$3 Overexpenditure	1.0% Overexpenditure
----------------------------	---------------------	----------------------

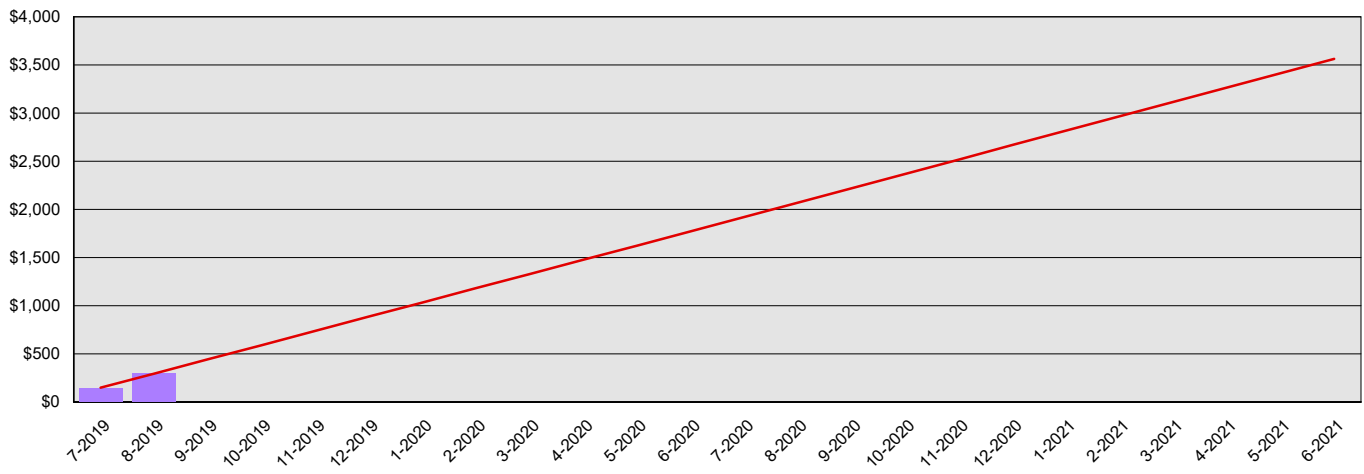
### Monthly Planned vs. Actual Expenditures - GFS



### Monthly Planned vs. Actual Expenditures - All Funds



### Planned vs. Actual Cumulative Expenditures - All Funds



Actuals (Vertical Bars)



Estimates (line)



**Law Library**  
**Summary Financial Report for 2019-21 Biennium to Date**

Dollars in Thousands

**Program/Fund Expenditure Detail**

<b>Expenditures by Program</b>	<b>Estimate<sup>1</sup></b>	<b>Actual</b>	<b>Variance</b>	<b>% Var.</b>
Law Library Services	\$295	\$297	(\$2)	-0.7%
College Work Study	\$0	\$1	(\$1)	0.0%
<b>Total</b>	<b>\$295</b>	<b>\$298</b>	<b>(\$3)</b>	<b>-1.0%</b>

<b>Expenditure by Fund Group</b>	<b>Estimate<sup>1</sup></b>	<b>Actual</b>	<b>Variance</b>	<b>% Var.</b>
General Fund State	\$285	\$298	(\$13)	-4.6%
Other Funds State	\$11	\$0	\$11	100.0%
<b>Total</b>	<b>\$296</b>	<b>\$298</b>	<b>(\$2)</b>	<b>-0.7%</b>

<b>FTEs by Program</b>	<b>Estimate<sup>1</sup></b>	<b>Actual</b>	<b>Variance</b>	<b>% Var.</b>
Law Library Services	13.8	7.8	6.0	43.5%
College Work Study	0.0	0.3	(0.3)	0.0%
<b>Total</b>	<b>13.8</b>	<b>8.1</b>	<b>5.7</b>	<b>41.3%</b>

1 Estimates include the OFM Official Allotment plus Unanticipated Receipts

2 Only includes Accounts for the Administering Agency

Negative Variance - Denotes Possible Problem