

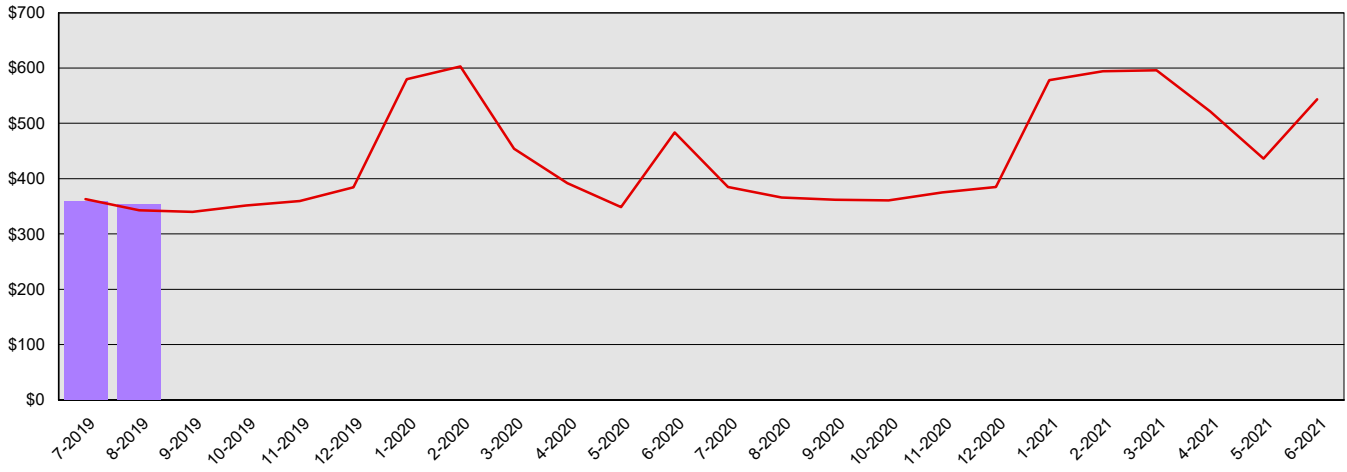
Statute Law Committee

Summary Financial Report for 2019-21 Biennium to Date

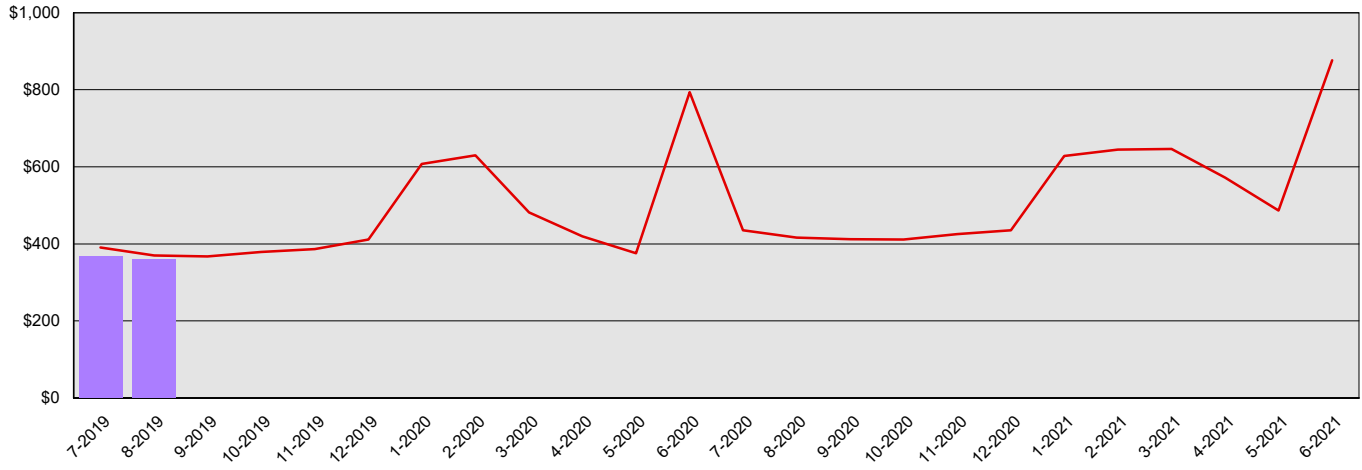
Dollars in Thousands

All Funds Variance to Date	\$34 Underexpenditure	4.5% Underexpenditure
-----------------------------------	------------------------------	------------------------------

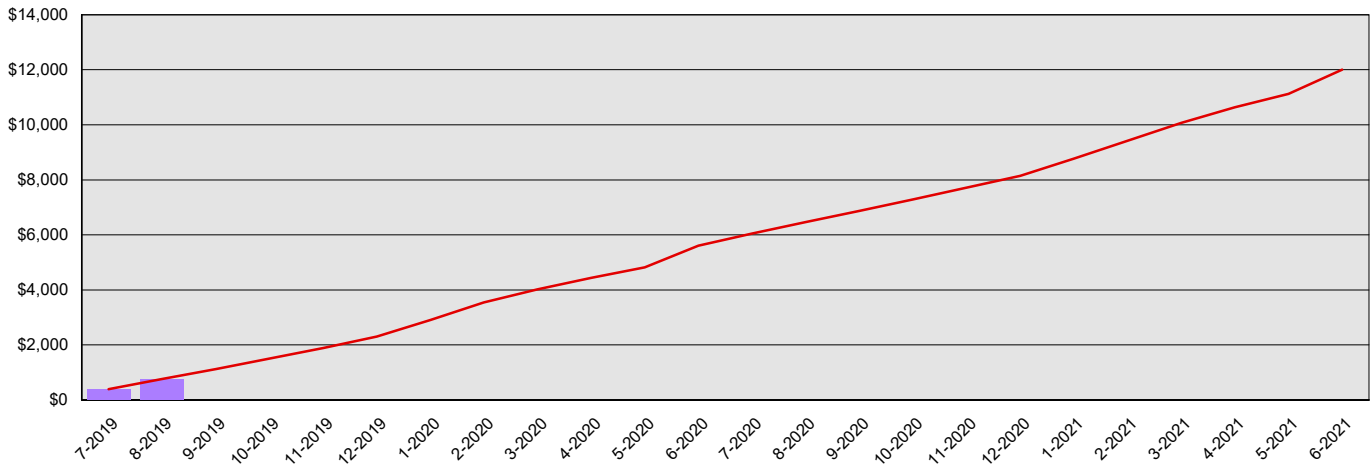
Monthly Planned vs. Actual Expenditures - GFS



Monthly Planned vs. Actual Expenditures - All Funds



Planned vs. Actual Cumulative Expenditures - All Funds



Actuals (Vertical Bars)



Estimates (line)



Statute Law Committee
Summary Financial Report for 2019-21 Biennium to Date

Dollars in Thousands

Program/Fund Expenditure Detail

Expenditures by Program	Estimate¹	Actual	Variance	% Var.
Modification and Revision of Laws	\$761	\$727	\$34	4.5%
Total	\$761	\$727	\$34	4.5%
Expenditure by Fund Group	Estimate¹	Actual	Variance	% Var.
General Fund State	\$706	\$712	(\$6)	-0.8%
Other Funds Non-Appropriated	\$55	\$15	\$40	72.7%
Total	\$761	\$727	\$34	4.5%
FTEs by Program	Estimate¹	Actual	Variance	% Var.
Modification and Revision of Laws	40.0	37.1	2.9	7.3%
Total	40.0	37.1	2.9	7.3%

1 Estimates include the OFM Official Allotment plus Unanticipated Receipts

2 Only includes Accounts for the Administering Agency

Negative Variance - Denotes Possible Problem

Statute Law Committee
Summary Financial Report for 2019-21 Biennium to Date

Dollars in Thousands

Revenue Detail

Fund	Estimate ¹	Actual	Variance	% Var.
Statute Law Committee Publications Account	\$25	\$6	(\$19)	-76.0%
Total	\$25	\$6	(\$19)	-76.0%

Revenue by Fund Group

Fund Group	Estimate ¹	Actual	Variance	% Var.
Other Funds State	\$25	\$6	(\$19)	-76.0%
Total	\$25	\$6	(\$19)	-76.0%

Fund Balances Showing Deficits ²

Fund	BTD Balance	Proj. Balance
Statute Law Committee Publications Account	(\$8)	(\$605)

¹ Estimates include the OFM Official Allotment plus Unanticipated Receipts

² Only includes Accounts for the Administering Agency

Negative Variance - Denotes Possible Problem