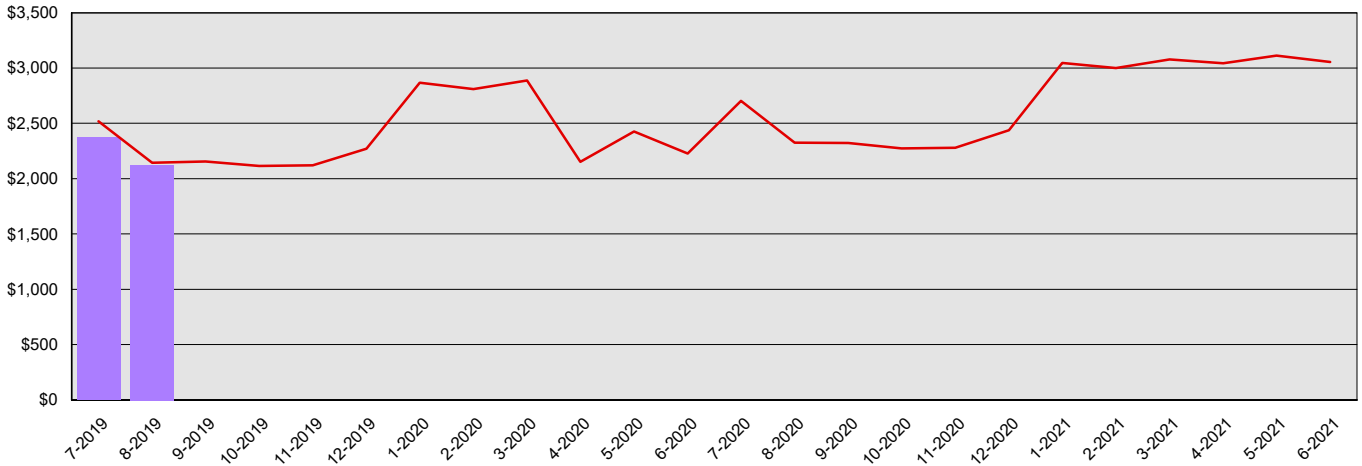


Senate Summary Financial Report for 2019-21 Biennium to Date

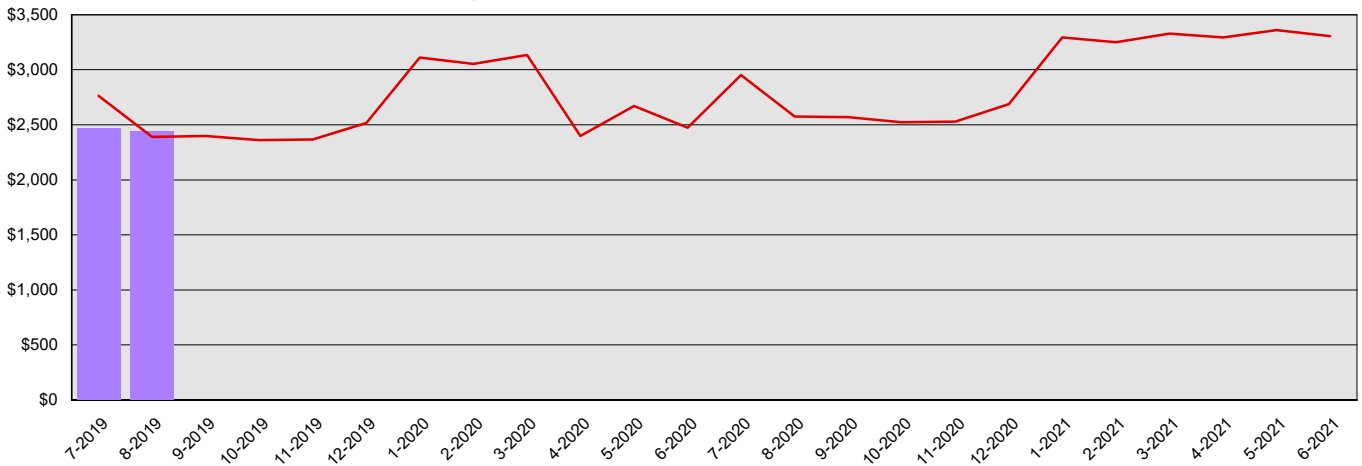
Dollars in Thousands

All Funds Variance to Date	\$248 Underexpenditure	4.8% Underexpenditure
----------------------------	------------------------	-----------------------

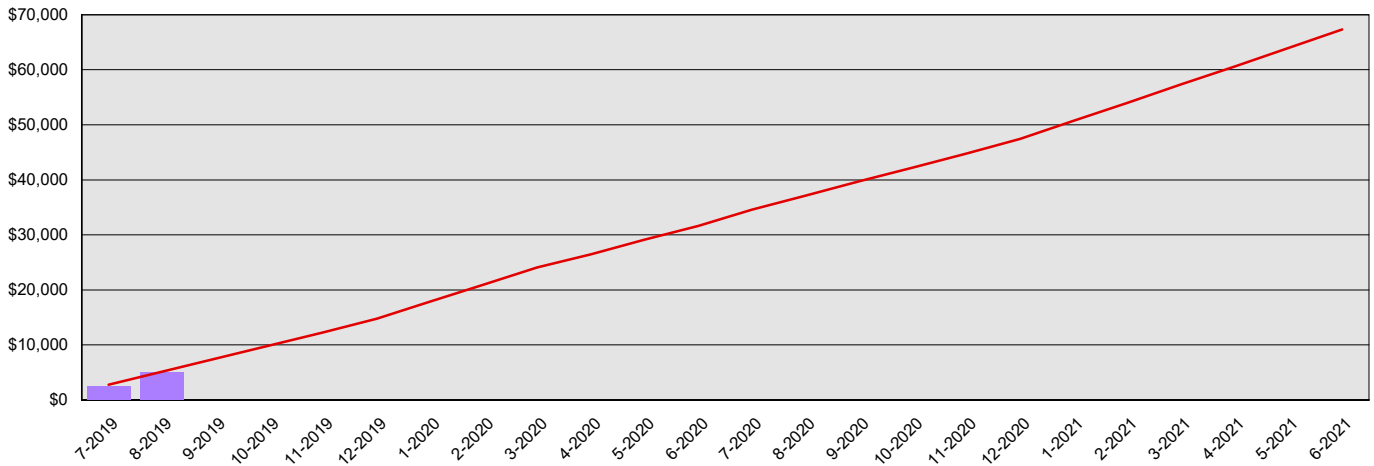
Monthly Planned vs. Actual Expenditures - GFS



Monthly Planned vs. Actual Expenditures - All Funds



Planned vs. Actual Cumulative Expenditures - All Funds



Actuals (Vertical Bars)



Estimates (line)



Senate
Summary Financial Report for 2019-21 Biennium to Date

Dollars in Thousands

Program/Fund Expenditure Detail

Expenditures by Program	Estimate¹	Actual	Variance	% Var.
Administration	\$5,153	\$4,905	\$248	4.8%
Total	\$5,153	\$4,905	\$248	4.8%
Expenditure by Fund Group	Estimate¹	Actual	Variance	% Var.
General Fund State	\$4,663	\$4,492	\$171	3.7%
Other Funds Non-Appropriated	\$0	\$11	(\$11)	0.0%
Other Funds State	\$489	\$402	\$87	17.8%
Total	\$5,152	\$4,905	\$247	4.8%
FTEs by Program	Estimate¹	Actual	Variance	% Var.
Administration	219.1	228.1	(9.0)	-4.1%
Total	219.1	228.1	(9.0)	-4.1%

1 Estimates include the OFM Official Allotment plus Unanticipated Receipts

2 Only includes Accounts for the Administering Agency

Negative Variance - Denotes Possible Problem