

471 - State Conservation Commission

A001 Technical Services and Program Delivery

The State Conservation Commission (SCC) members and staff provide the organizational framework for dispensing technical expertise and conservation program delivery to 47 conservation districts. These districts provide critical connections for conservation program delivery to local land owners. They provide technical and educational assistance and incentives to land owners that are willing to implement conservation measures to improve, enhance, and/or protect soil, water, air, plants, and animal resources. Districts identify critical natural resource issues and goals through the development of five-year plans, annual plans, and budget requests for conservation program implementation.

Account	FY 2020	FY 2021	Biennial Total
FTE	7.5	7.5	7.5
001 General Fund			
001-1 State	\$3,079,000	\$3,082,000	\$6,161,000
001-2 Federal	\$260,000	\$1,041,000	\$1,301,000
001 Account Total	\$3,339,000	\$4,123,000	\$7,462,000
23P Model Toxics Control Operating Account			
23P-1 State	\$300,000	\$300,000	\$600,000

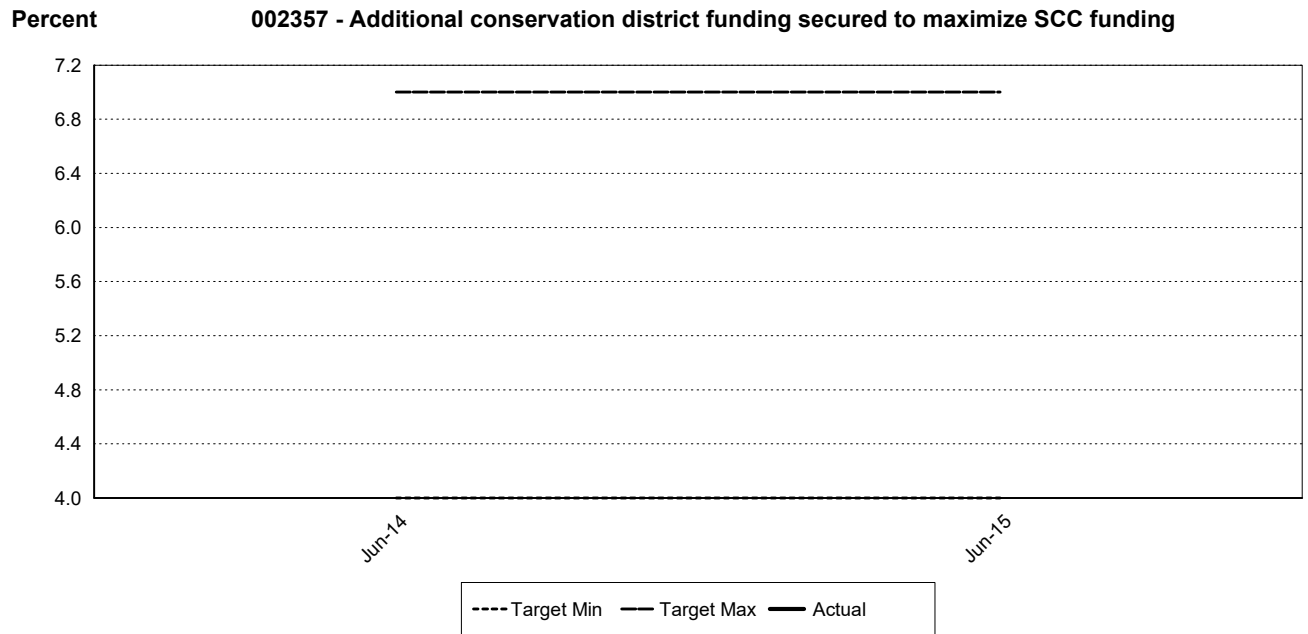
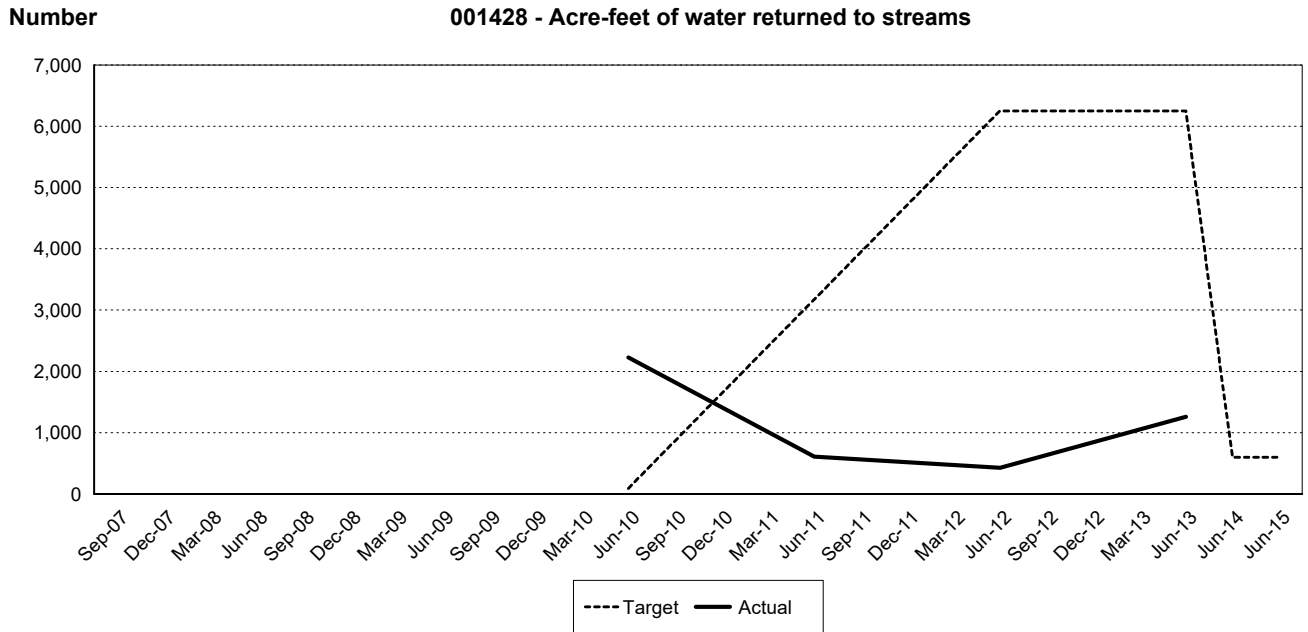
Statewide Result Area: Sustainable Energy and a Clean Environment

Statewide Strategy: Preserve, maintain and restore natural systems and landscapes

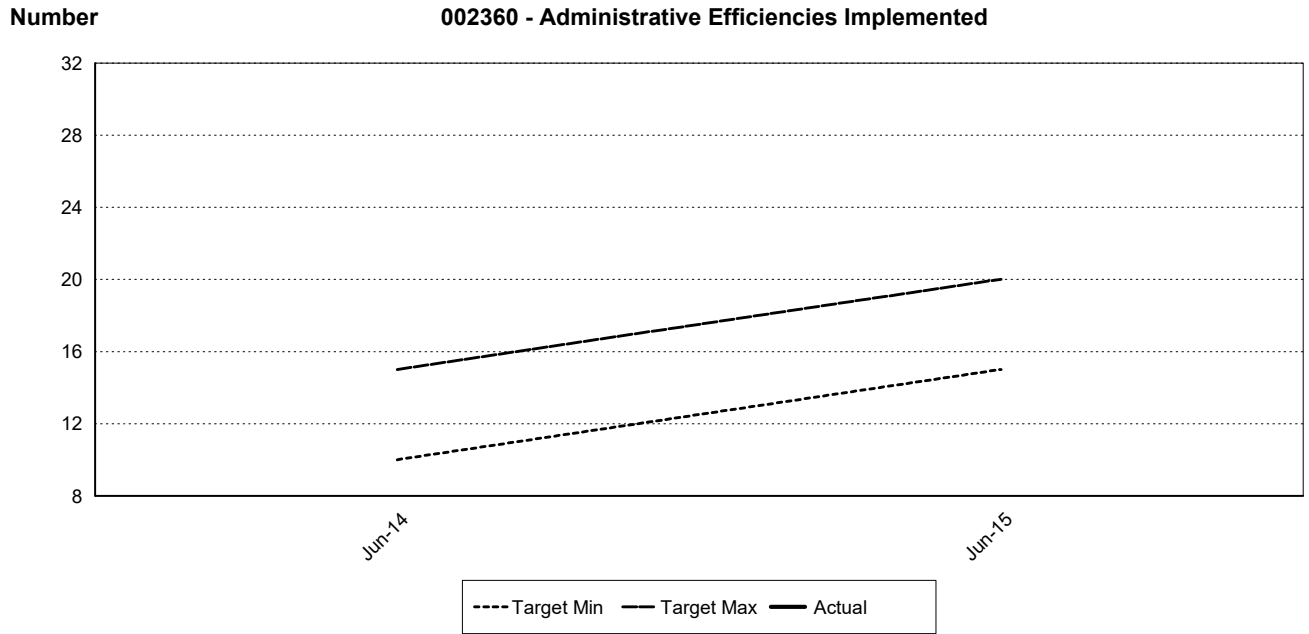
Expected Results

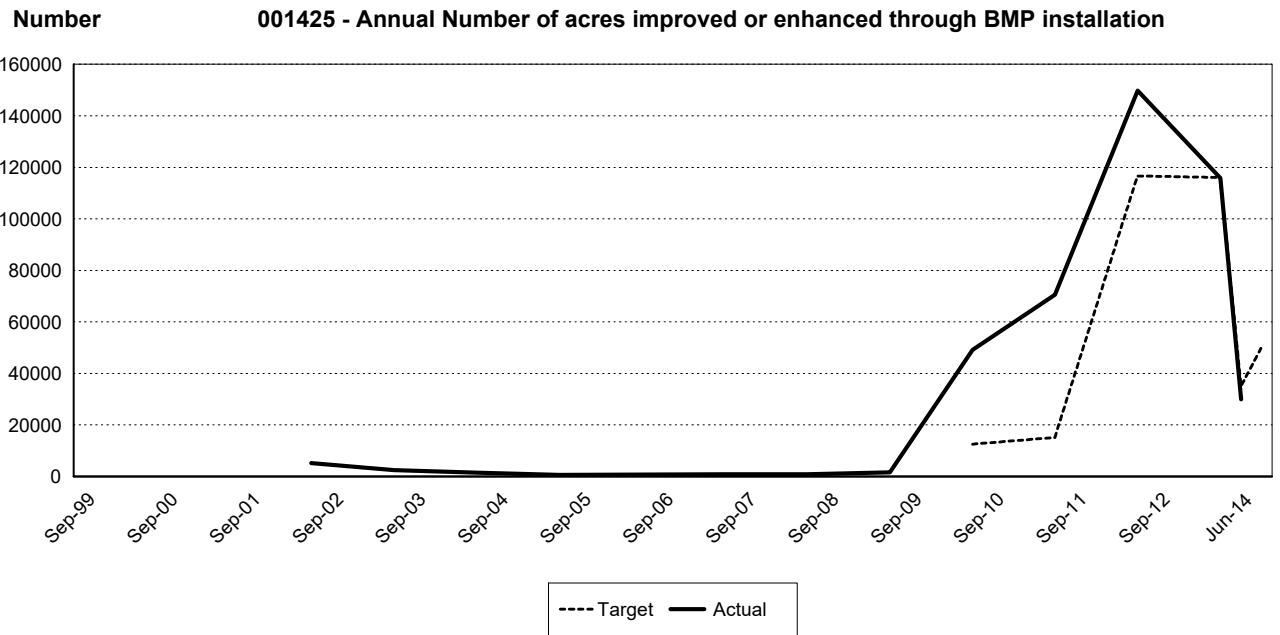
Land owners and managers will implement sound best management practices that enhance and improve the soil, water, air, plants, animals, energy, and humans.

Appropriation Period: 2019-21 Activity Version: 36 - Working Analyst Supp. Version 6 Sort By: Activity



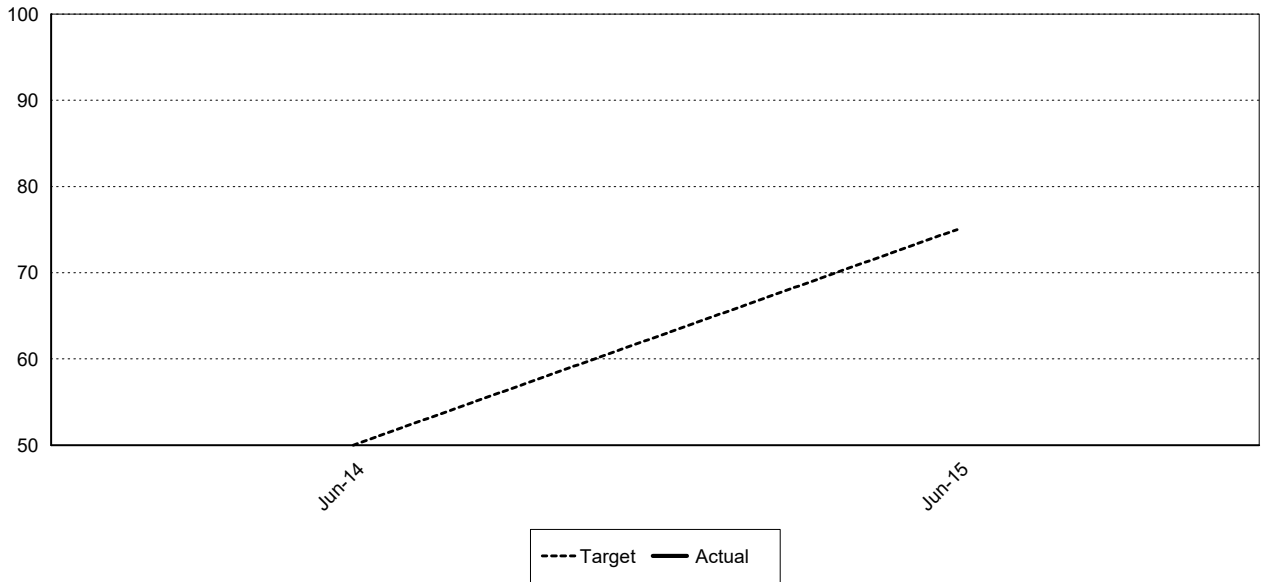
Appropriation Period: 2019-21 Activity Version: 36 - Working Analyst Supp. Version 6 Sort By: Activity

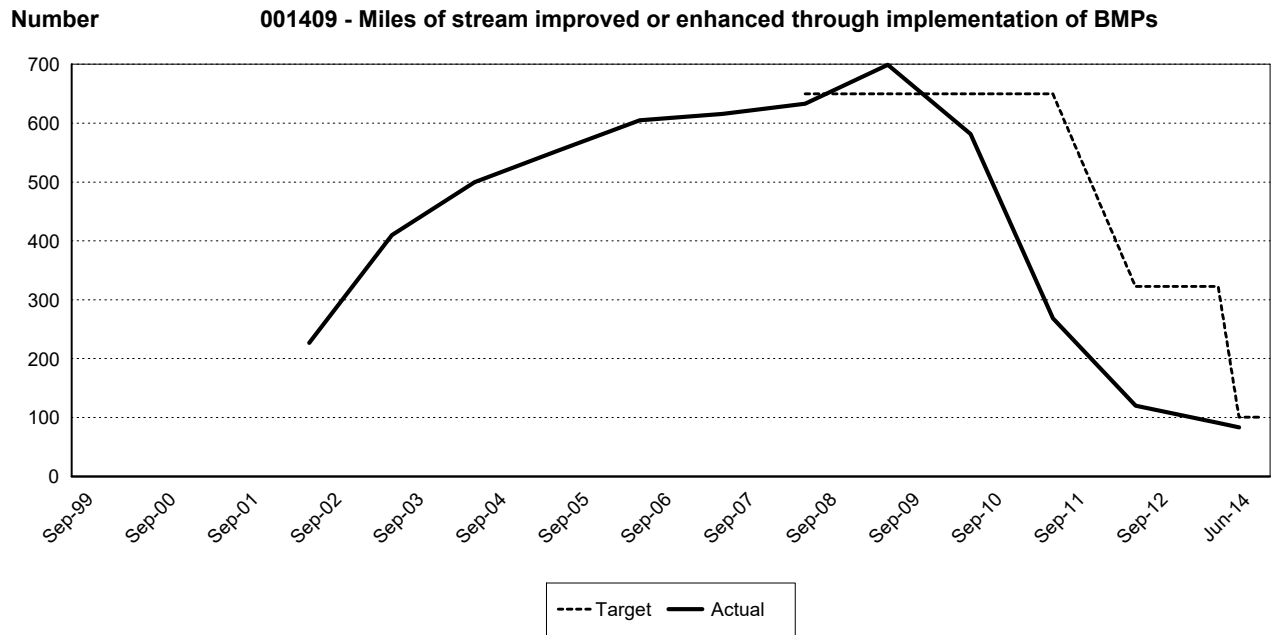




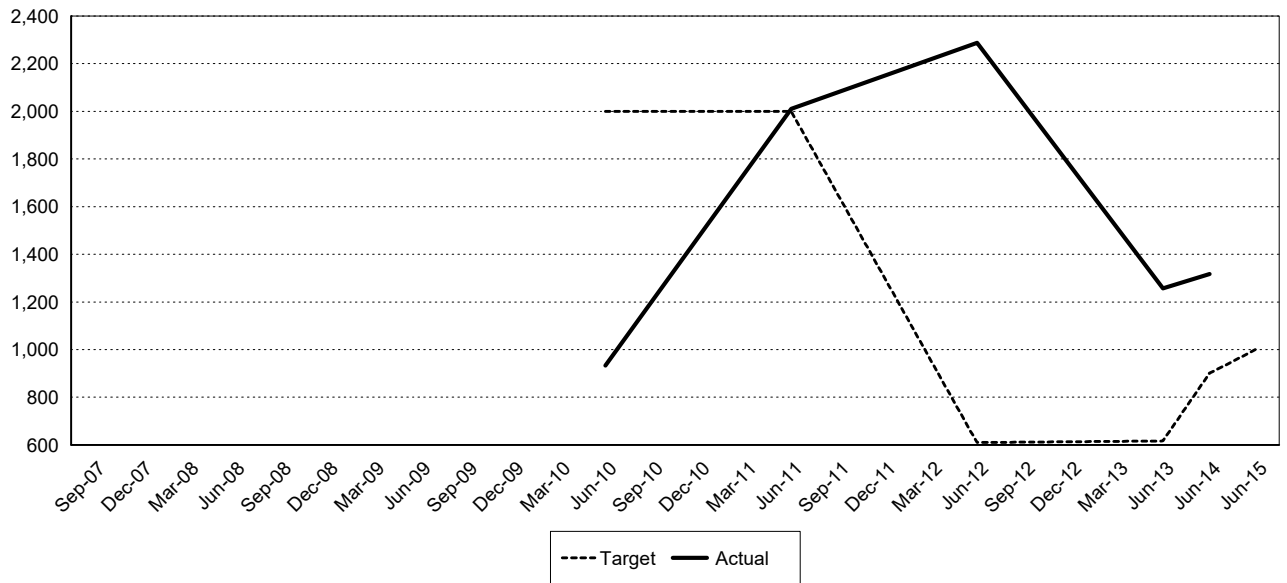
Appropriation Period: 2019-21 Activity Version: 36 - Working Analyst Supp. Version 6 Sort By: Activity

Percent 002368 - CPDS Conservation District entry of Shovel Ready Projects with Printable Cost Share Applications

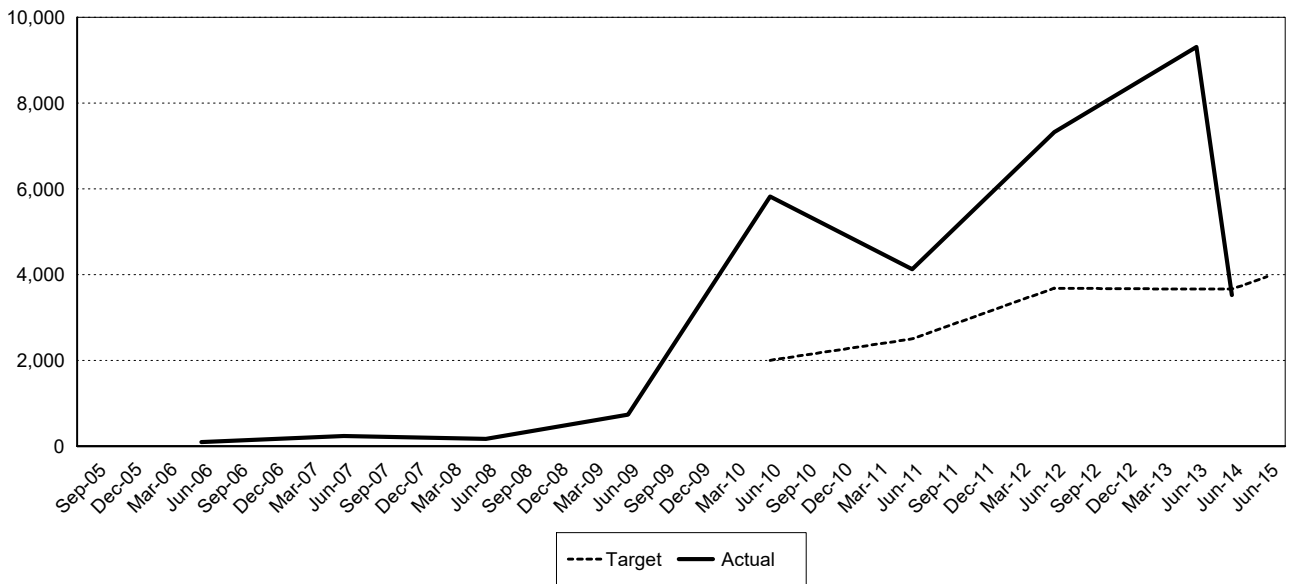




Number 001426 - Number of conservation practices installed and practices receiving cost-share



Number 001424 - Number of land owners/managers assisted



A002 Conservation District Operations and Accountability

SCC staff provide guidance and oversight to the conservation districts, assuring compliance with state and federal requirements, compliance with open public meeting regulations, annual and long range planning, annual reporting of accomplishments, district operations reviews, assistance with internal audits, and oversight of elections and appointment processes. The emphasis is on quality of leadership, public service, and conservation program delivery that addresses natural resource issues across the state.

Appropriation Period: 2019-21 Activity Version: 36 - Working Analyst Supp. Version 6 Sort By: Activity

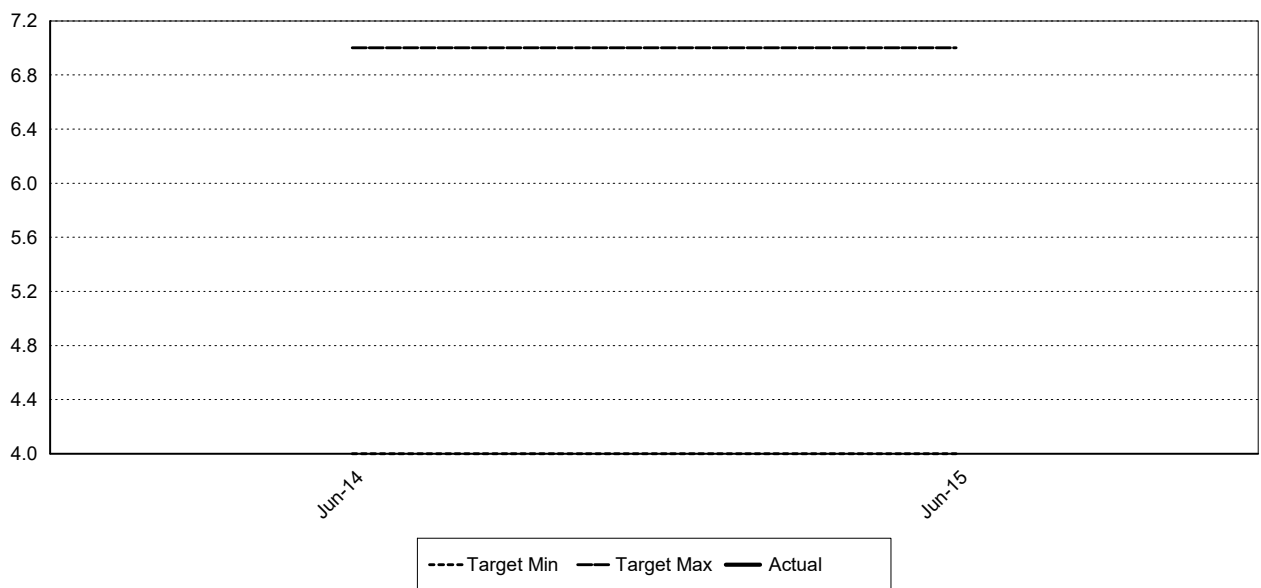
Account	FY 2020	FY 2021	Biennial Total
FTE	5.1	5.1	5.1
001 General Fund			
001-1 State	\$1,275,000	\$1,310,000	\$2,585,000
001-2 Federal	\$75,000	\$75,000	\$150,000
001 Account Total	\$1,350,000	\$1,385,000	\$2,735,000
23P Model Toxics Control Operating Account			
23P-1 State	\$100,000	\$100,000	\$200,000

Statewide Result Area: Sustainable Energy and a Clean Environment
Statewide Strategy: Establish safeguards and standards to prevent and manage pollution

Expected Results

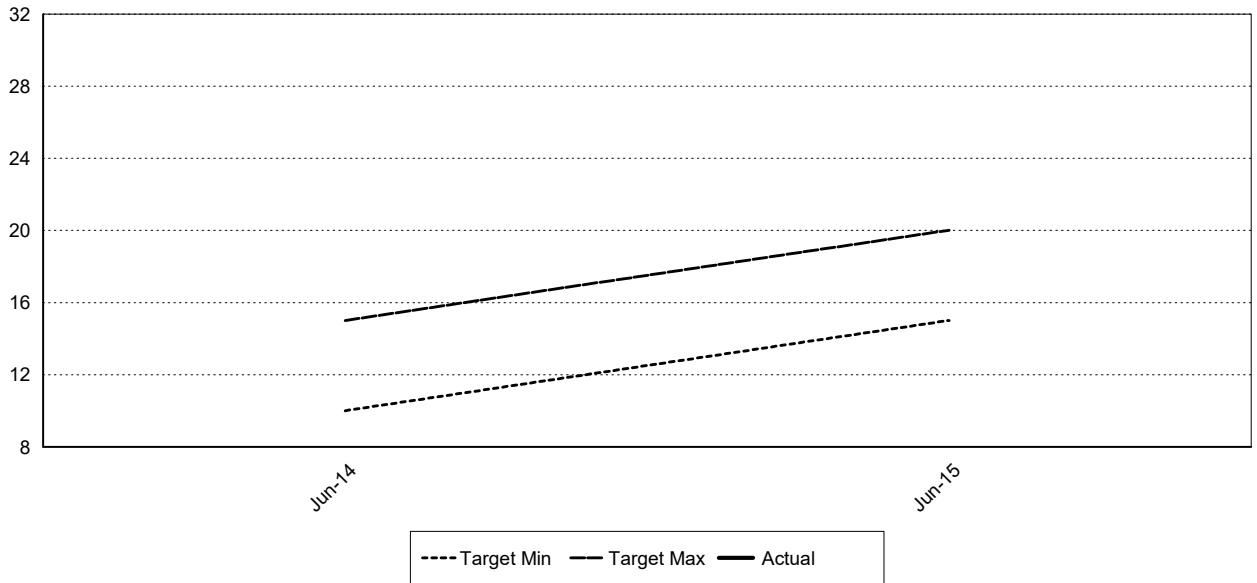
All conservation districts successfully provide technical, financial incentive, and educational services to land owners and managers to address natural resource issues. Services are provided through an infrastructure of qualified technical and administrative staff, board member leadership, long range and annual planning, and conservation district operations and accountability.

Percent 002357 - Additional conservation district funding secured to maximize SCC funding

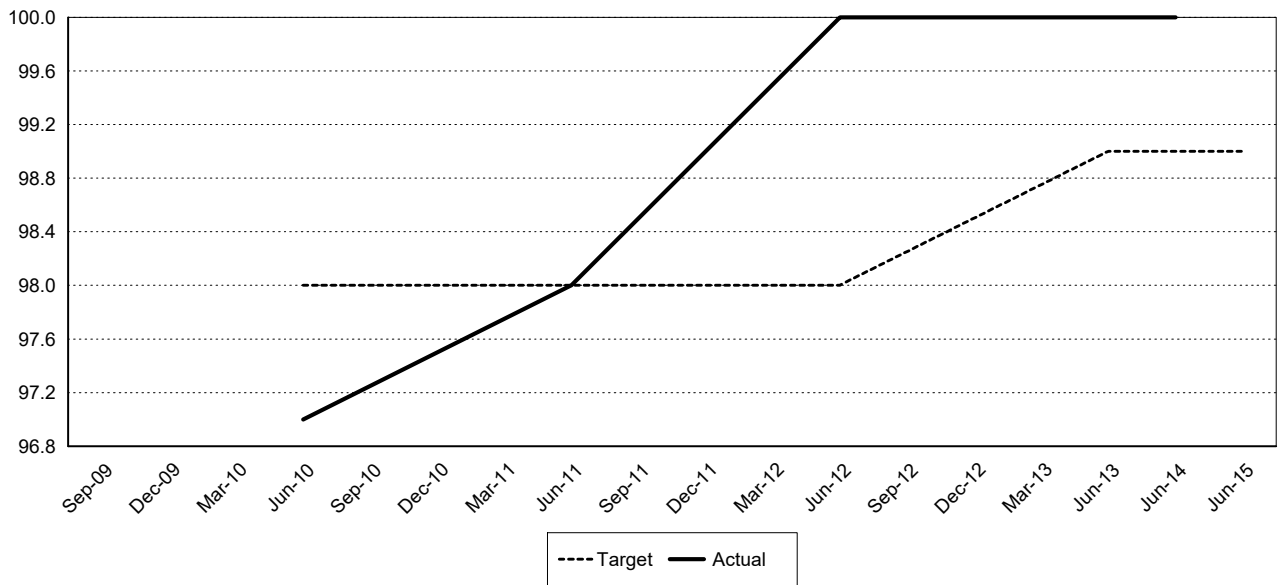


Appropriation Period: 2019-21 Activity Version: 36 - Working Analyst Supp. Version 6 Sort By: Activity

Number **002360 - Administrative Efficiencies Implemented**

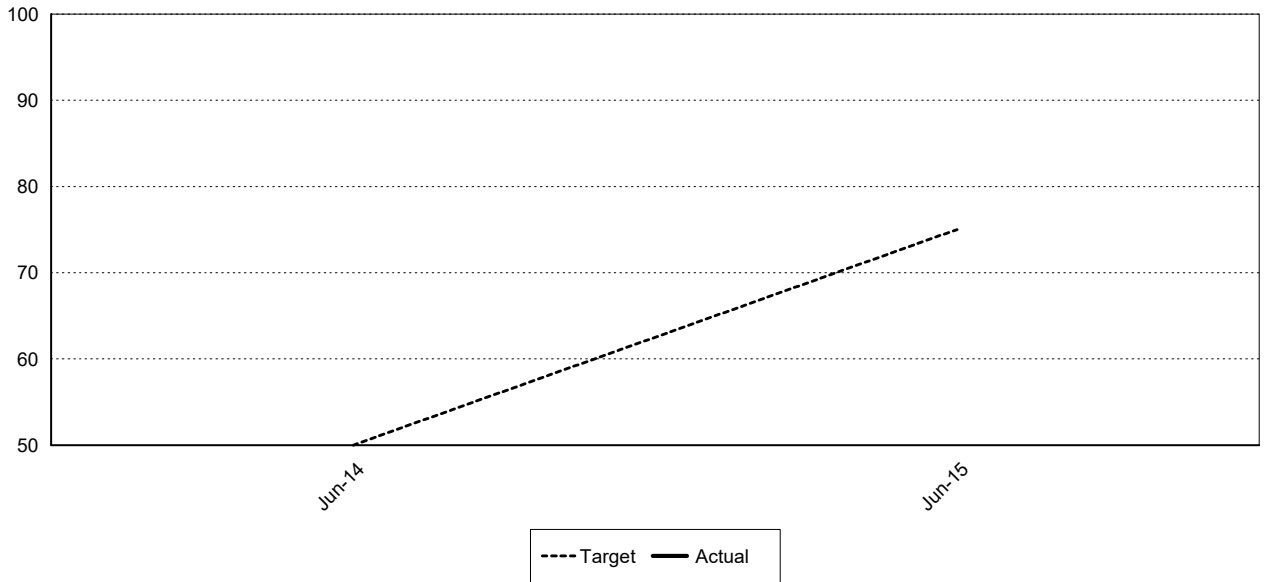


Percent **001400 - Conservation Commission Financial Staff will act on payment requests within 72 hours**



Appropriation Period: 2019-21 Activity Version: 36 - Working Analyst Supp. Version 6 Sort By: Activity


Percent 002368 - CPDS Conservation District entry of Shovel Ready Projects with Printable Cost Share Applications



002833 Reports the number of conservation district staff who will be trained to respond to natural disaster property recovery efforts.

Biennium	Period	Actual	Target
2017-19	A3		20
	A2		20


Number 002833 - Number of Conservation District Staff Trained in Disaster Response

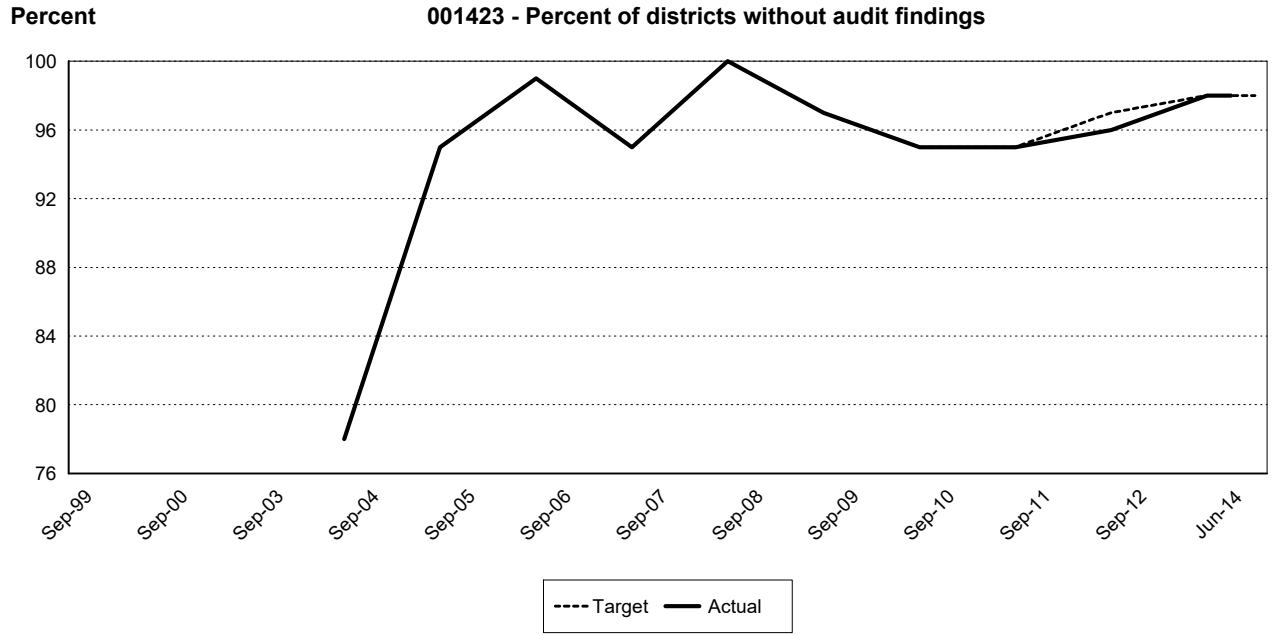


Appropriation Period: 2019-21 Activity Version: 36 - Working Analyst Supp. Version 6 Sort By: Activity

002834 Records the number of landowners who become enrolled in Firewise or other defensible space services provided through Conservation Districts.			
Biennium	Period	Actual	Target
2017-19	A3		50
	A2		50

Number **002834 - Number of Landowners Enrolled in Firewise**

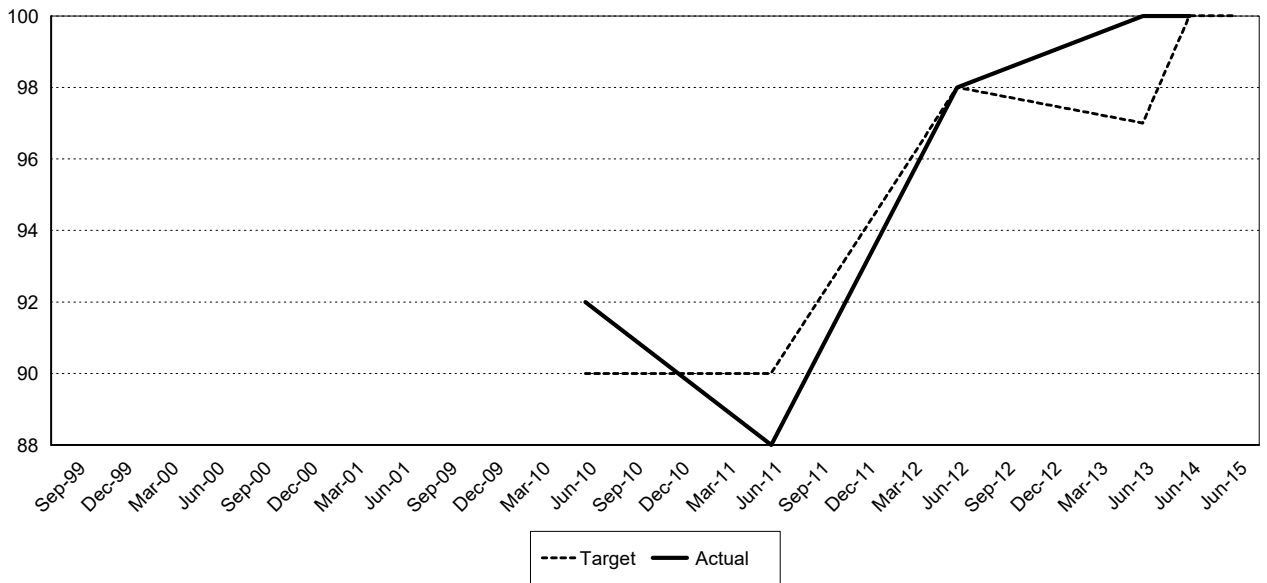




Appropriation Period: 2019-21 Activity Version: 36 - Working Analyst Supp. Version 6 Sort By: Activity

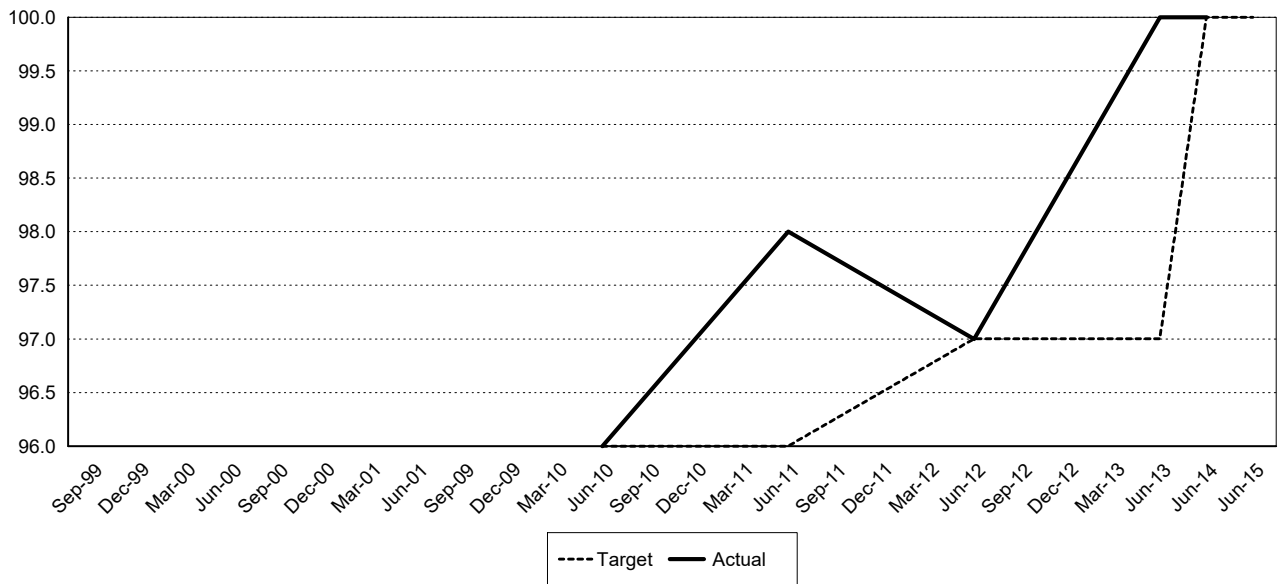
Percent

001413 - Percentage of districts implementing long-range plans



Percent

001421 - Percentage of long range plans and annual plans current and reviewed



A003 State Conservation Commission Operations and Administration

Appropriation Period: 2019-21 Activity Version: 36 - Working Analyst Supp. Version 6 Sort By: Activity

SCC members oversee state funding for the conservation districts and provide guidance and policy direction to the Executive Director for Commission staff to implement. Members examine issues pertaining to the rights and needs of the conservation district community and make recommendations to the Governor, Legislature, and state agencies for changes in programs and laws. This activity supports agency functions by providing leadership, cross-program support, and staff presence throughout the state. Operations and Administration manages the agency's long-term financial health and provides the information to support sound decision-making and resource management. It also provides human resource services, facility and vehicle management, maintains the agency's centralized records and library resources, responds to public records requests, and certifies conservation district elections and appointment processes.

Account	FY 2020	FY 2021	Biennial Total
FTE	4.5	4.5	4.5
001 General Fund			
001-1 State	\$3,500,000	\$3,500,000	\$7,000,000
001-2 Federal	\$425,000	\$425,000	\$850,000
001 Account Total	\$3,925,000	\$3,925,000	\$7,850,000
23P Model Toxics Control Operating Account			
23P-1 State	\$100,000	\$100,000	\$200,000

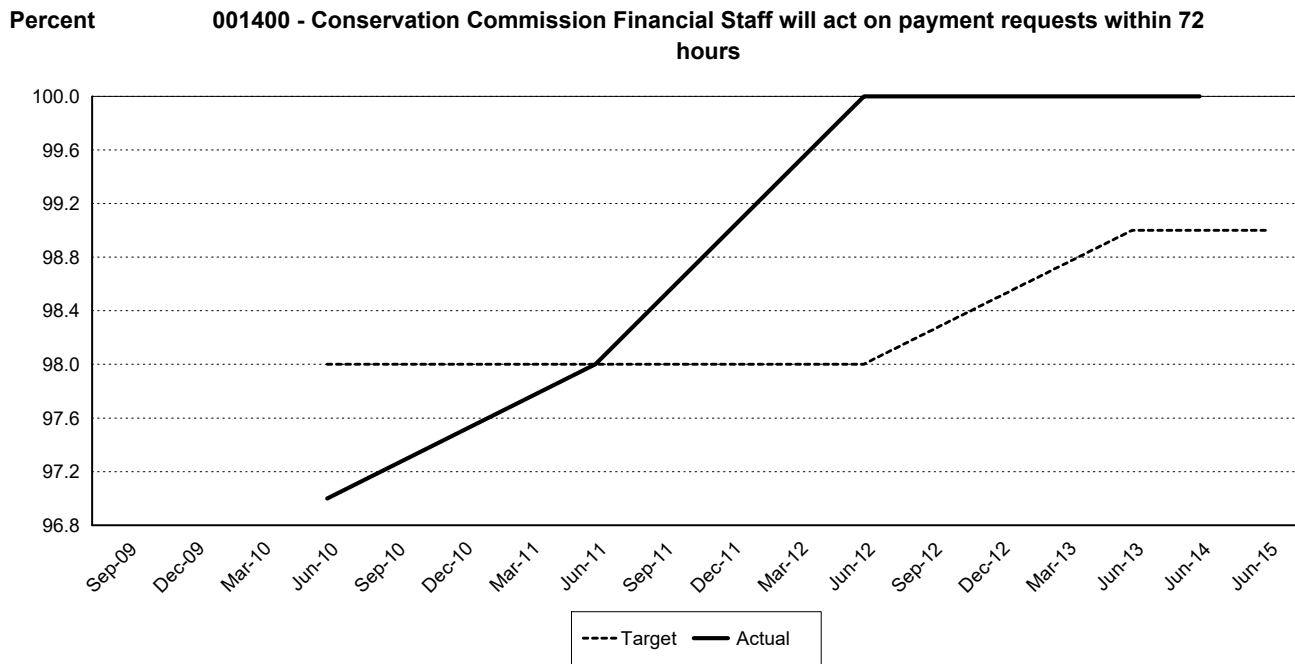
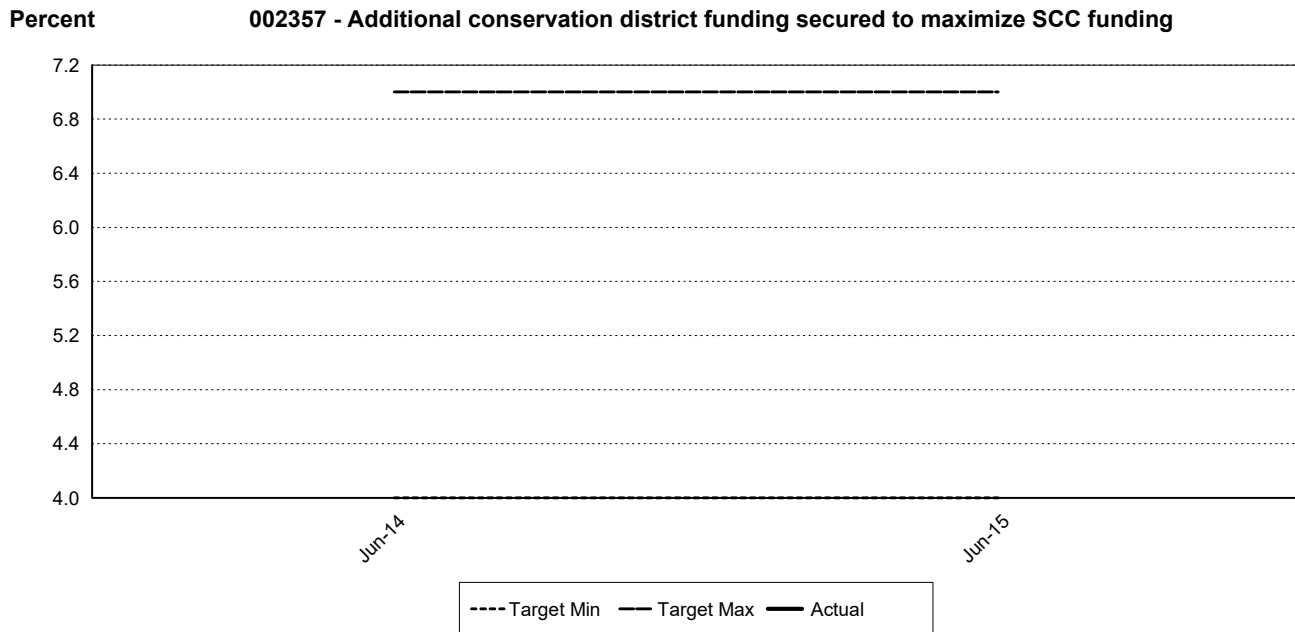
Statewide Result Area: Sustainable Energy and a Clean Environment

Statewide Strategy: Preserve, maintain and restore natural systems and landscapes

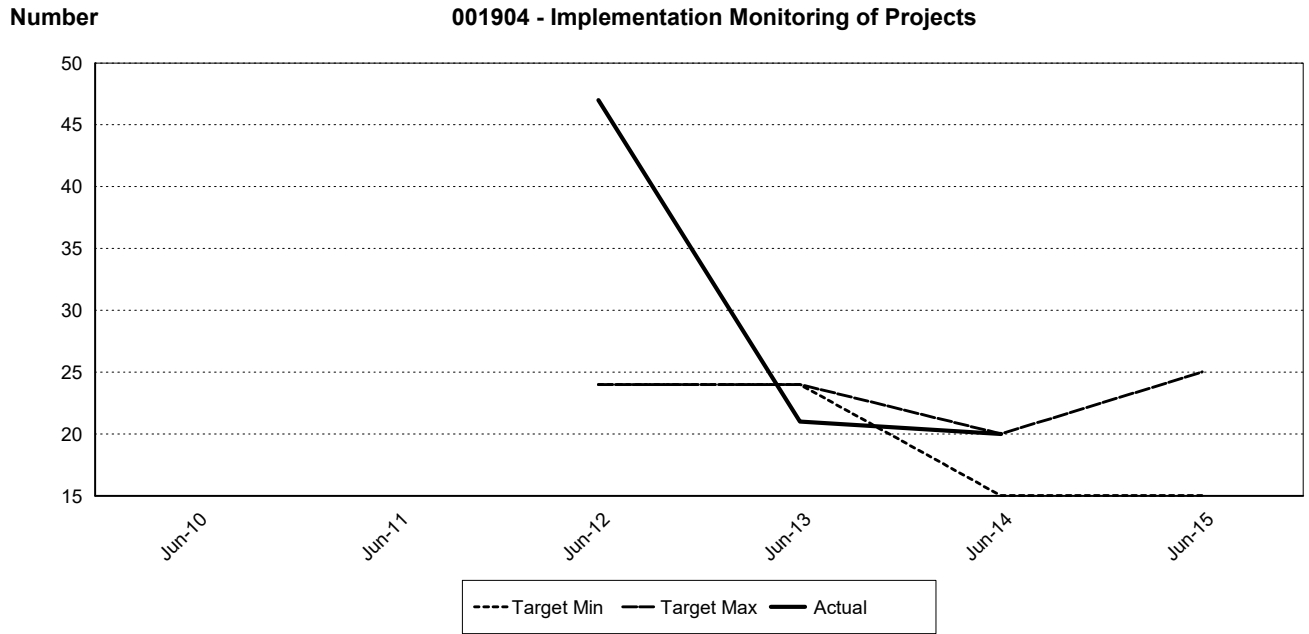
Expected Results

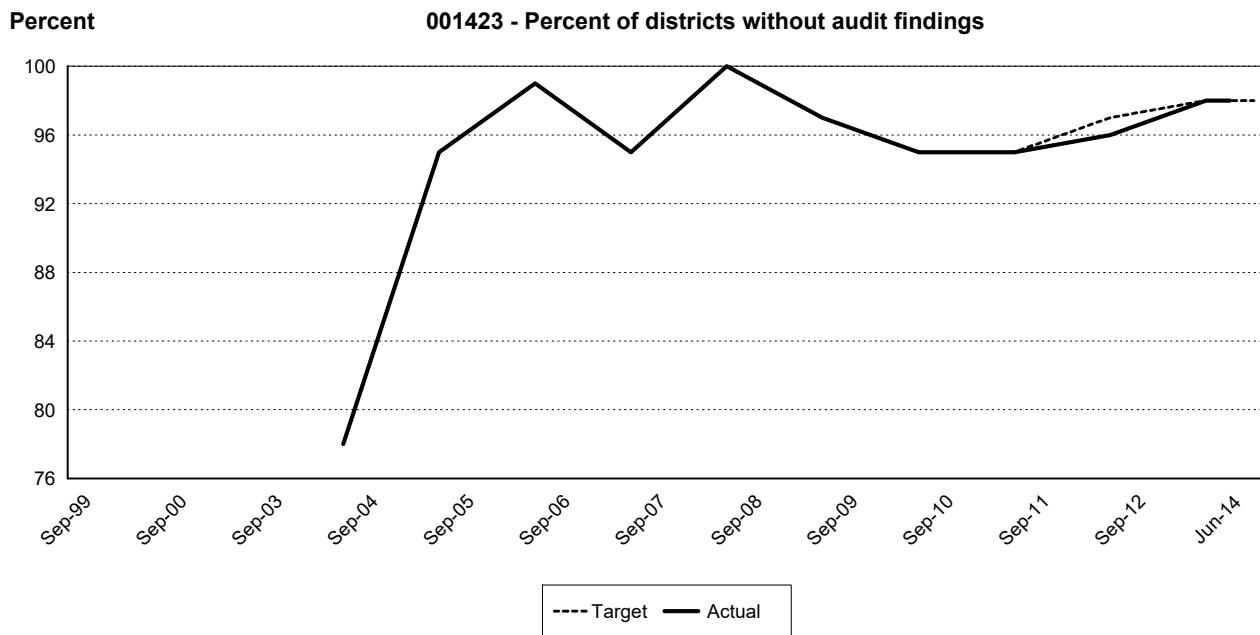
Meet the conservation districts' technical, educational, and financial needs including providing the administrative activities identified in the district's long range and annual plans. Maintain a qualified, trained staff engaged in the improvement of natural resources and proper management of the agency's financial and administrative duties.



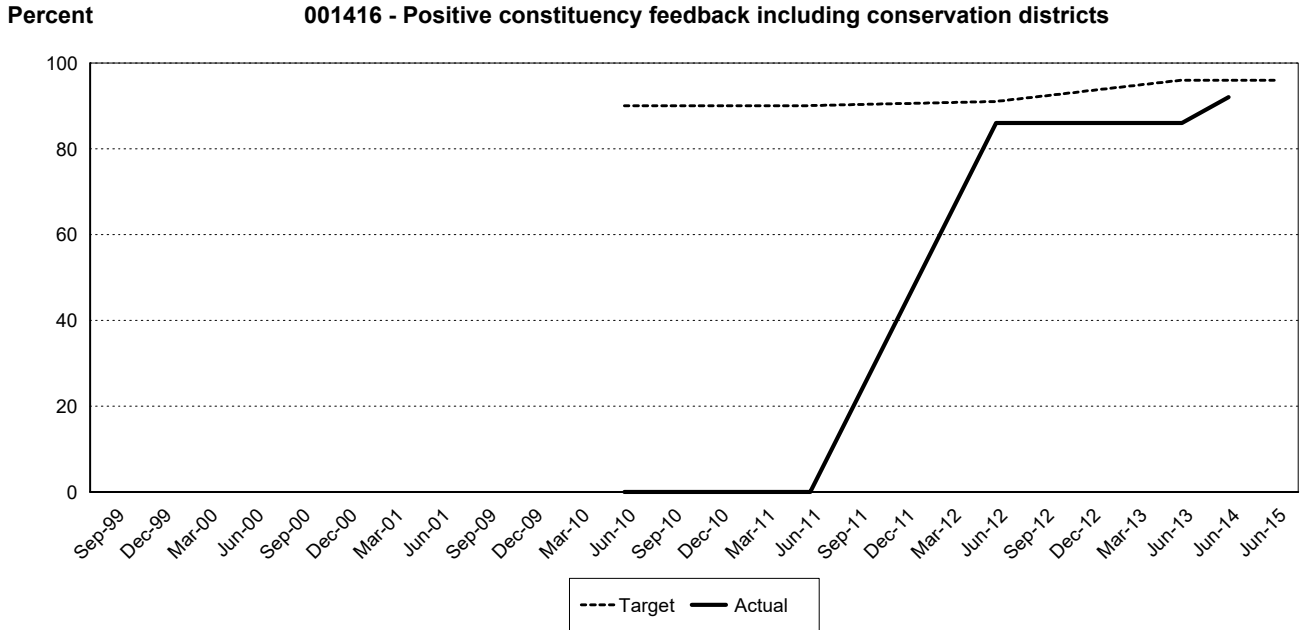


Appropriation Period: 2019-21 Activity Version: 36 - Working Analyst Supp. Version 6 Sort By: Activity





Appropriation Period: 2019-21 Activity Version: 36 - Working Analyst Supp. Version 6 Sort By: Activity



A004 Voluntary Stewardship Program

Implement the Voluntary Stewardship Program (RCW 36.70A.700-790) in 28 counties. Agency responsibilities include: Manage contracts with each of the 28 counties; provide technical assistance to county staff in the implementation of the program; manage statutorily established State Technical Panel and Statewide Advisory Group; review, processes, and where appropriate approve each of the 28 county VSP work plans; provide reports to the legislature and governor as required; develop and identify fiscal needs for program implementation in future biennia; implement other elements of the VSP statute.

Account	FY 2020	FY 2021	Biennial Total
FTE	1.5	1.5	1.5
058 Public Works Assistance Account			
058-1 State	\$4,227,000	\$4,229,000	\$8,456,000

Statewide Result Area: Sustainable Energy and a Clean Environment
Statewide Strategy: Improve individual practices and choices about natural resources

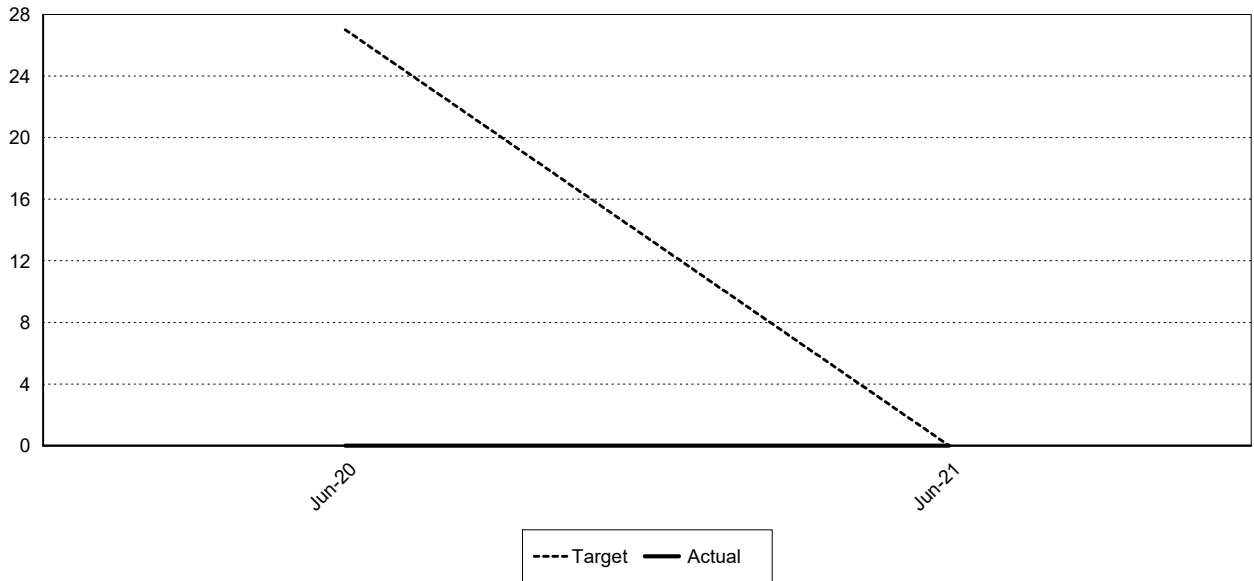
Expected Results
 To be determined.

Appropriation Period: 2019-21 Activity Version: 36 - Working Analyst Supp. Version 6 Sort By: Activity

002937 Number of VSP biennial status reports submitted to SCC			
Biennium	Period	Actual	Target
2019-21	A3	0	0
	A2	0	27

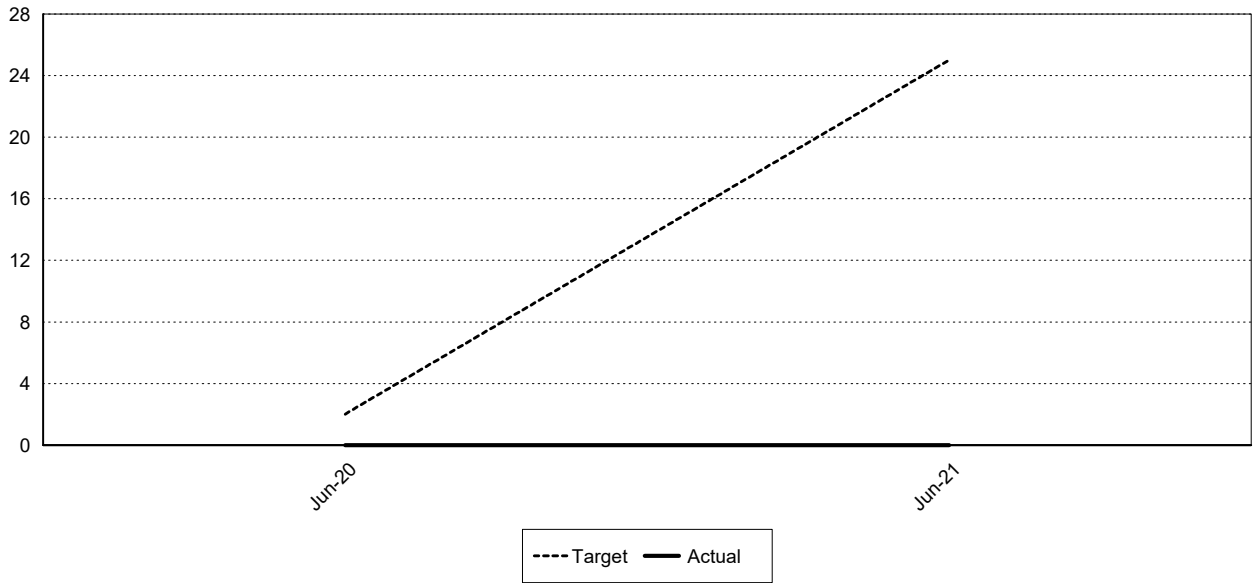
Number

002937 - Number of VSP biennial status reports submitted to SCC



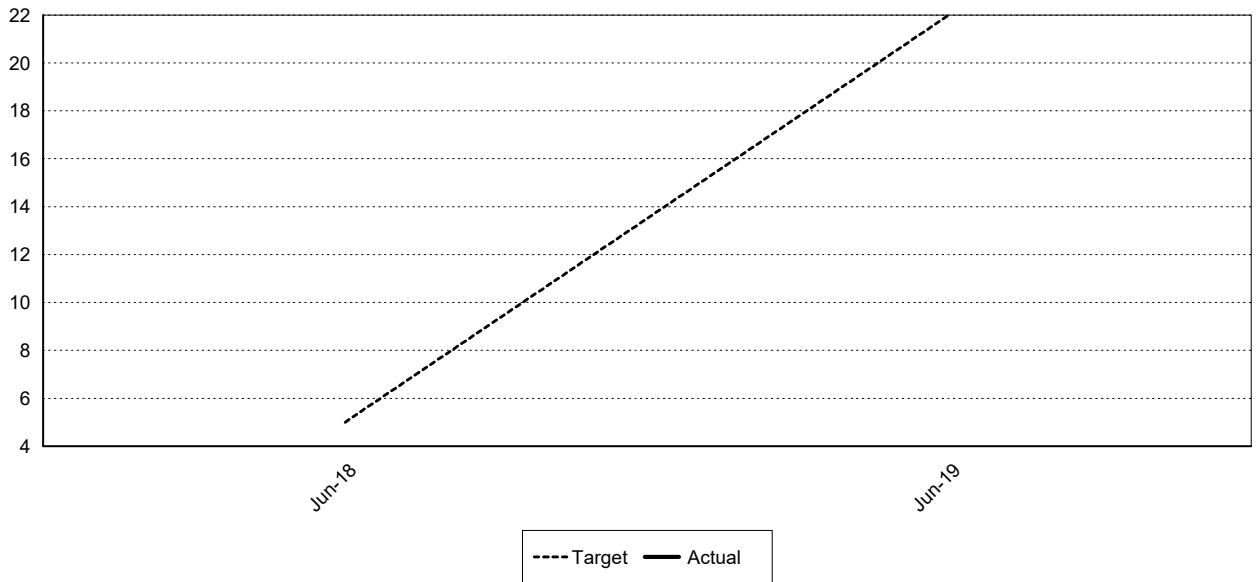
002938 Number of VSP five year status reports submitted to SCC			
Biennium	Period	Actual	Target
2019-21	A3	0%	25%
	A2	0%	2%

Percent 002938 - Number of VSP five year status reports submitted to SCC



002836 Records the number of VSP work plans approved by SCC.			
Biennium	Period	Actual	Target
2017-19	A3		22
	A2		5

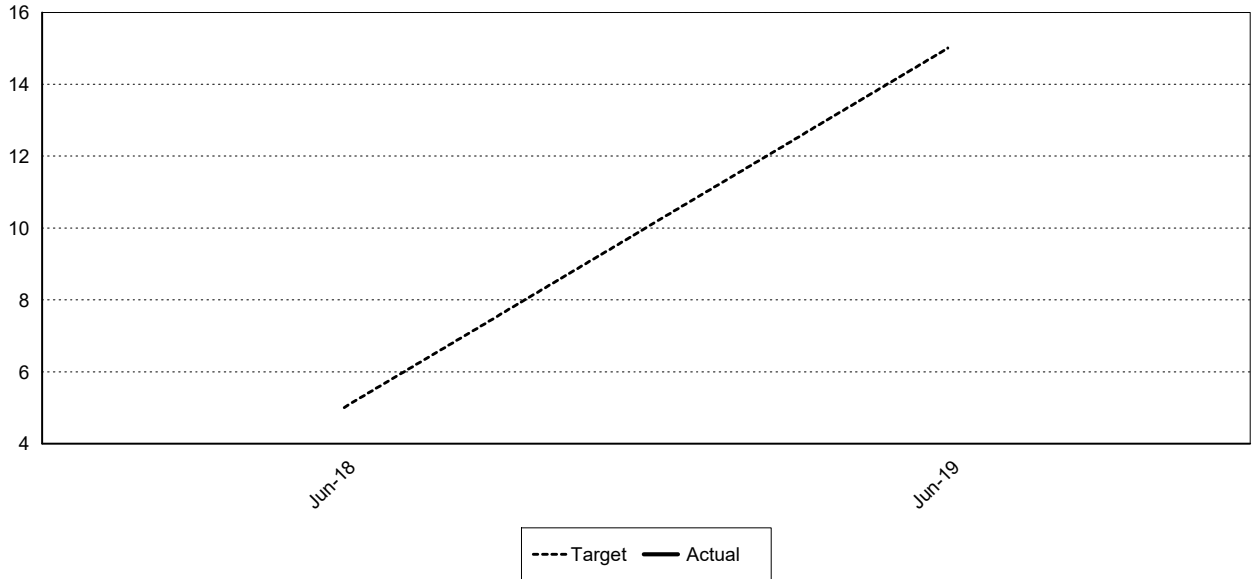
Number 002836 - Number of Work Plans Approved by SCC



Appropriation Period: 2019-21 Activity Version: 36 - Working Analyst Supp. Version 6 Sort By: Activity

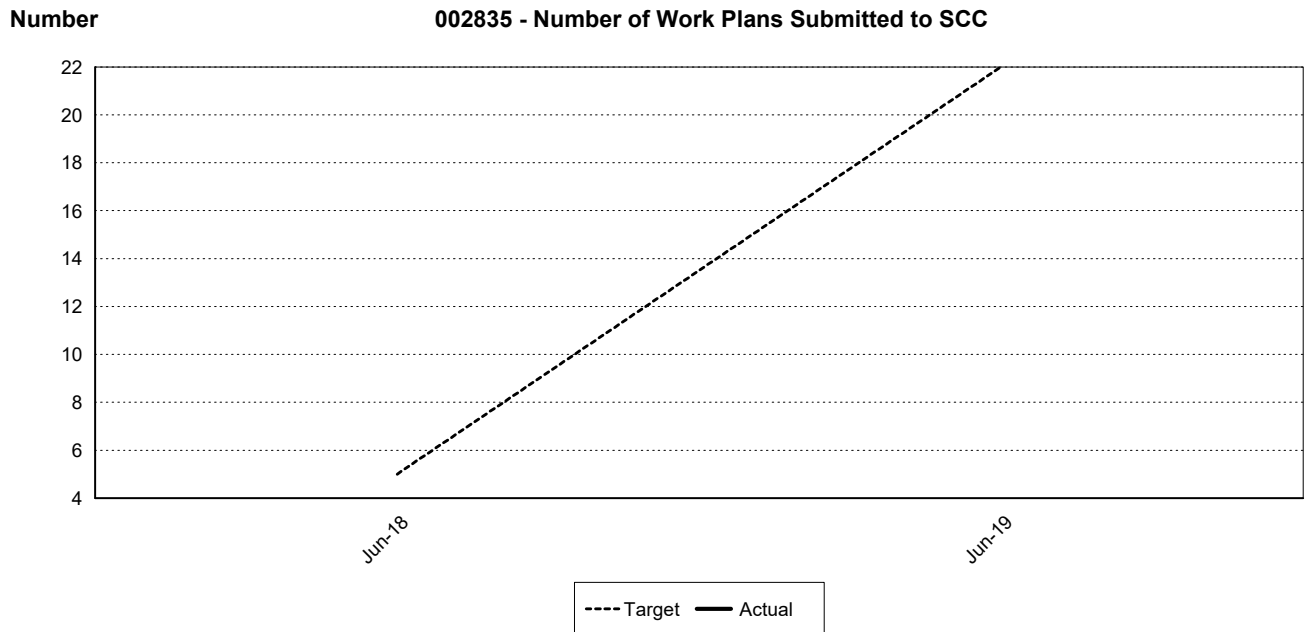
002837 Records the number of VSP work plans that have begun implementation.			
Biennium	Period	Actual	Target
2017-19	A3		15
	A2		5

Number 002837 - Number of Work Plans Beginning Implementation



002835 Records the number of VSP work plans submitted to SCC.			
Biennium	Period	Actual	Target
2017-19	A3		22
	A2		5

Appropriation Period: 2019-21 Activity Version: 36 - Working Analyst Supp. Version 6 Sort By: Activity



ZZZX Other Statewide Adjustments

This item reflects proposed compensation and other adjustments that were not allocated to individual agency activities. This agency will assign these costs to the proper activities after the budget is enacted.

Account	FY 2020	FY 2021	Biennial Total
489 Pension Funding Stabilization Account			
489-1 State	\$127,000	\$127,000	\$254,000

Statewide Result Area: Sustainable Energy and a Clean Environment
Statewide Strategy: Establish safeguards and standards to prevent and manage pollution

Expected Results

Grand Total

	FY 2020	FY 2021	Biennial Total
FTE's	18.6	18.6	18.6
GFS	\$7,854,000	\$7,892,000	\$15,746,000
Other	\$5,614,000	\$6,397,000	\$12,011,000
Total	\$13,468,000	\$14,289,000	\$27,757,000