

468 - Environmental & Land Use Hearings

A002 Environmental Adjudication

The Pollution Control Hearings Board (PCHB) and Shorelines Hearings Board (SHB) within the Environmental and Land Use Hearings Office are independent, quasi-judicial adjudicative boards that hear appeals of certain local, regional, and state agency environmental decisions related to permitting and enforcement. The Boards conduct evidentiary hearings, evaluate scientific and other factual evidence, and produce written legal decisions that interpret, apply, and enforce state environmental laws related to water rights, water quality, air quality, hazardous waste, forest practices, and shoreline management.

Account	FY 2020	FY 2021	Biennial Total
FTE	8.5	8.5	8.5
001 General Fund			
001-1 State	\$1,235,000	\$1,189,000	\$2,424,000
489 Pension Funding Stabilization Account			
489-1 State	\$62,000	\$62,000	\$124,000

Statewide Result Area: Sustainable Energy and a Clean Environment
Statewide Strategy: Establish safeguards and standards to prevent and manage pollution

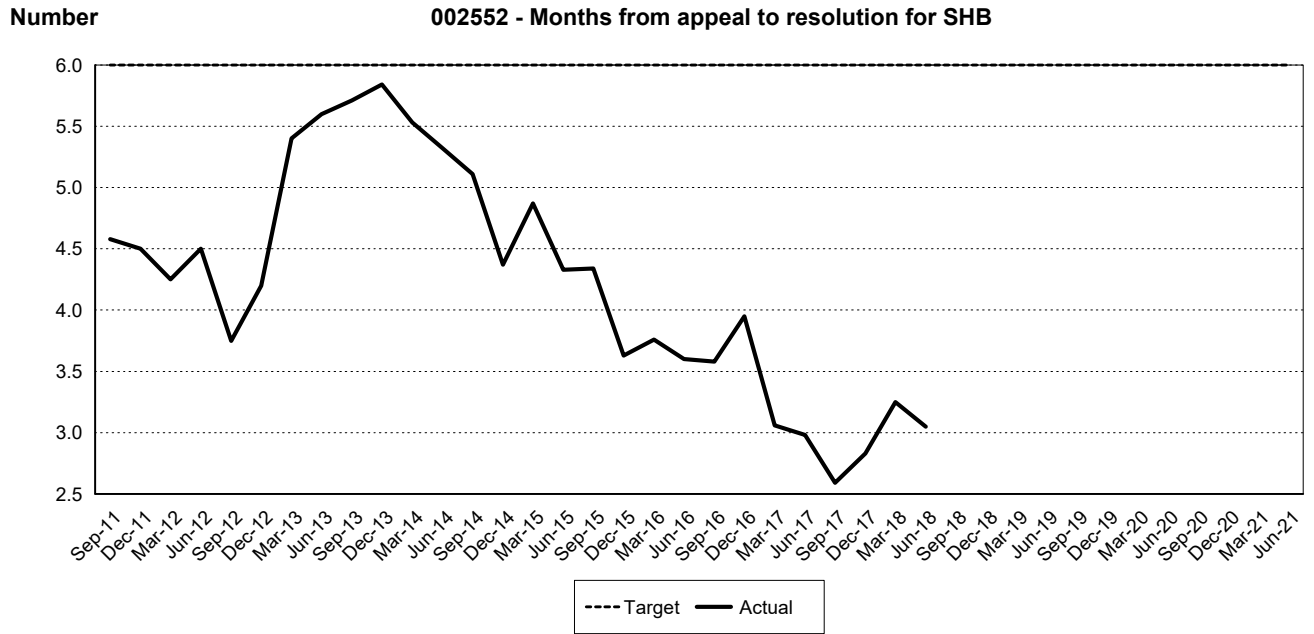
Expected Results

The PCHB and SHB provide independent review of agency decisions in an expedited, cost-effective, and uniform manner. Citizens and businesses receive timely access to justice regarding environmental permitting and enforcement decisions that protect the state's natural resources and environmental quality while allowing for appropriate development and commercial/industrial activity.

Appropriation Period: 2019-21 Activity Version: 36 - Working Analyst Supp. Version 6 Sort By: Activity

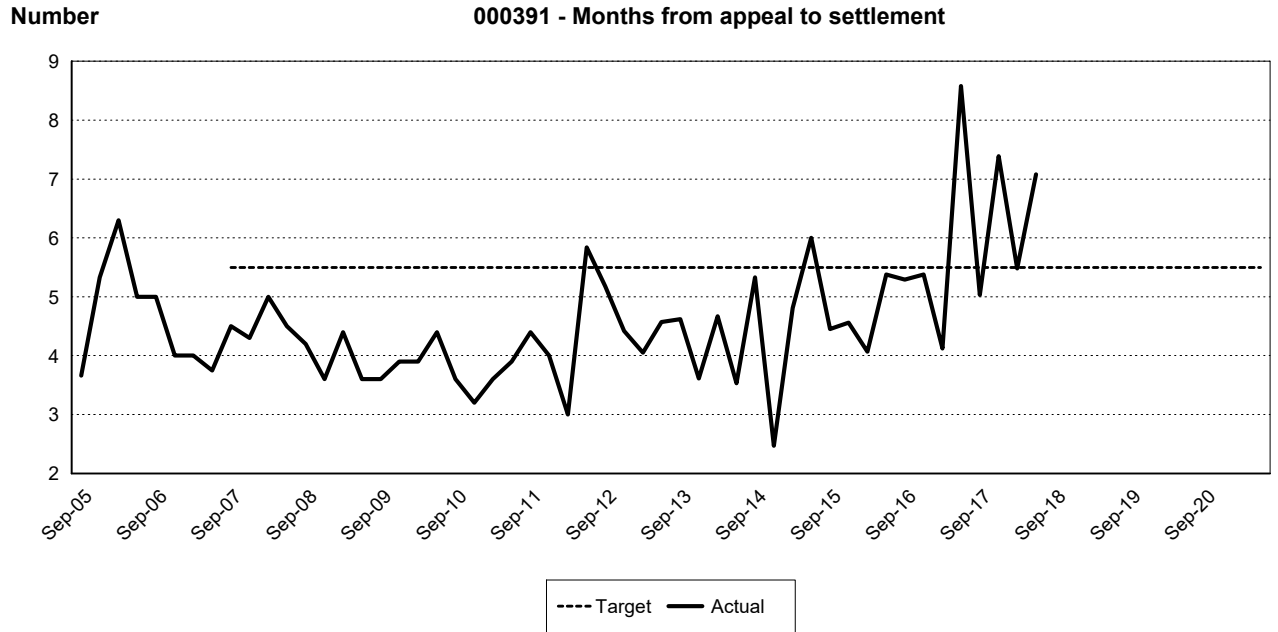
002552 Number of months from appeal filing to final resolution of contested Shoreline Hearings Board cases, unless waived by the parties.			
Biennium	Period	Actual	Target
2019-21	Q8		6
	Q7		6
	Q6		6
	Q5		6
	Q4		6
	Q3		6
	Q2		6
	Q1		6
2017-19	Q8		6
	Q7		6
	Q6		6
	Q5		6
	Q4	3.05	6
	Q3	3.25	6
	Q2	2.83	6
	Q1	2.59	6
2015-17	Q8	2.98	6
	Q7	3.06	6
	Q6	3.95	6
	Q5	3.58	6
	Q4	3.6	6
	Q3	3.76	6
	Q2	3.63	6
	Q1	4.34	6

Appropriation Period: 2019-21 Activity Version: 36 - Working Analyst Supp. Version 6 Sort By: Activity



Appropriation Period: 2019-21 Activity Version: 36 - Working Analyst Supp. Version 6 Sort By: Activity

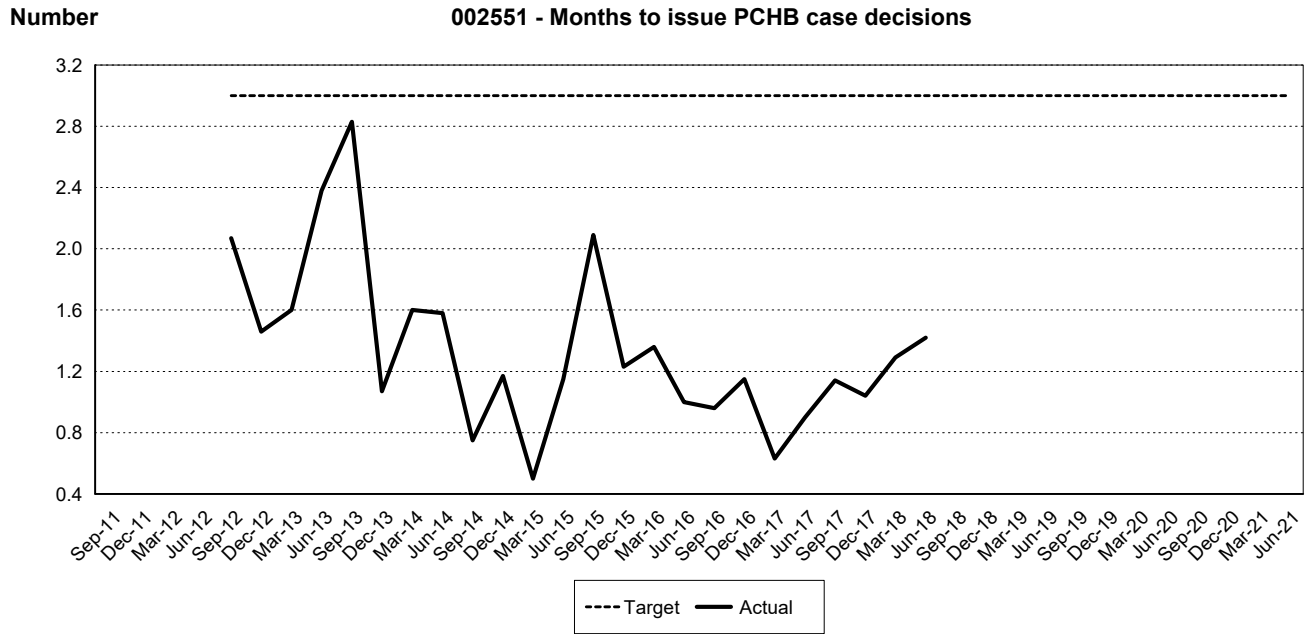
000391 Number of months from appeal to settlement for Environmental Hearings Office cases which do not go to hearing.			
Biennium	Period	Actual	Target
2019-21	Q8		5.5
	Q7		5.5
	Q6		5.5
	Q5		5.5
	Q4		5.5
	Q3		5.5
	Q2		5.5
	Q1		5.5
2017-19	Q8		5.5
	Q7		5.5
	Q6		5.5
	Q5		5.5
	Q4	7.08	5.5
	Q3	5.48	5.5
	Q2	7.39	5.5
	Q1	5.03	5.5
2015-17	Q8	8.58	5.5
	Q7	4.12	5.5
	Q6	5.38	5.5
	Q5	5.29	5.5
	Q4	5.38	5.5
	Q3	4.07	5.5
	Q2	4.56	5.5
	Q1	4.45	5.5



Appropriation Period: 2019-21 Activity Version: 36 - Working Analyst Supp. Version 6 Sort By: Activity

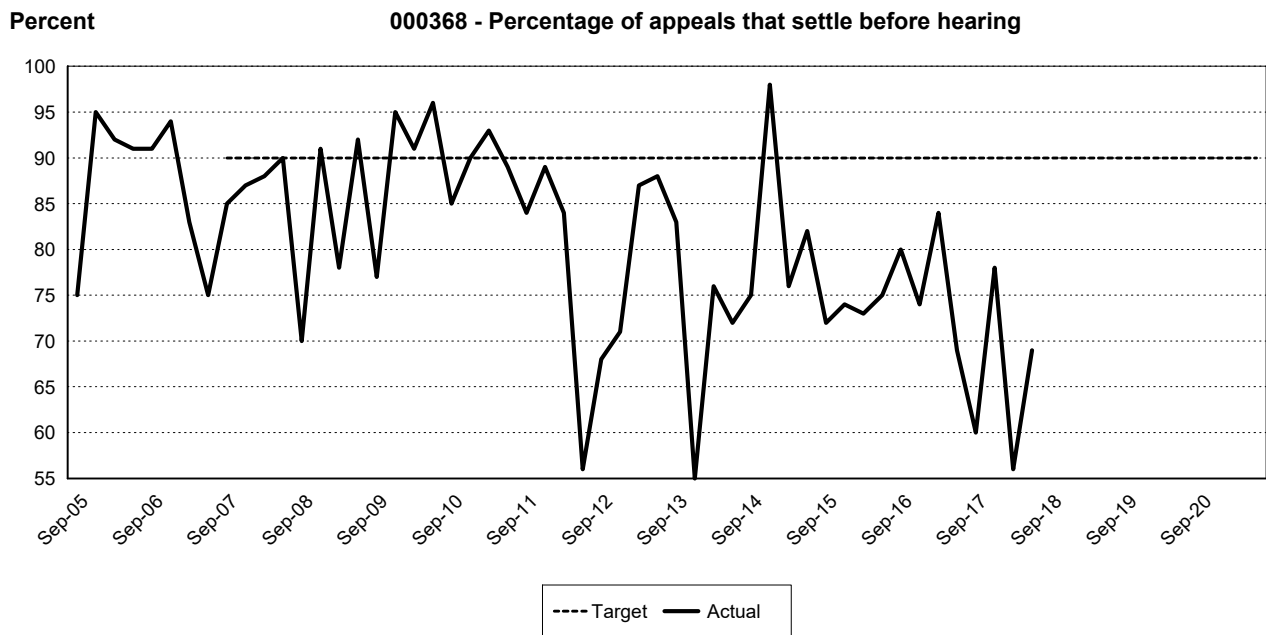
002551 Number of months for the Pollution Control Hearings Board to issue decisions after completion of dispositive motions, or hearing and closure of record.			
Biennium	Period	Actual	Target
2019-21	Q8		3
	Q7		3
	Q6		3
	Q5		3
	Q4		3
	Q3		3
	Q2		3
	Q1		3
2017-19	Q8		3
	Q7		3
	Q6		3
	Q5		3
	Q4	1.42	3
	Q3	1.29	3
	Q2	1.04	3
	Q1	1.14	3
2015-17	Q8	0.9	3
	Q7	0.63	3
	Q6	1.15	3
	Q5	0.96	3
	Q4	1	3
	Q3	1.36	3
	Q2	1.23	3
	Q1	2.09	3

Appropriation Period: 2019-21 Activity Version: 36 - Working Analyst Supp. Version 6 Sort By: Activity



Appropriation Period: 2019-21 Activity Version: 36 - Working Analyst Supp. Version 6 Sort By: Activity

000368 Percentage of appeals that settle before hearing by the Environmental Hearings Office.			
Biennium	Period	Actual	Target
2019-21	Q8		90%
	Q7		90%
	Q6		90%
	Q5		90%
	Q4		90%
	Q3		90%
	Q2		90%
	Q1		90%
2017-19	Q8		90%
	Q7		90%
	Q6		90%
	Q5		90%
	Q4	69%	90%
	Q3	56%	90%
	Q2	78%	90%
	Q1	60%	90%
2015-17	Q8	69%	90%
	Q7	84%	90%
	Q6	74%	90%
	Q5	80%	90%
	Q4	75%	90%
	Q3	73%	90%
	Q2	74%	90%
	Q1	72%	90%



A003 Land Use Planning Adjudication

The Growth Management Hearings Board (GMHB) within the Environmental and Land Use Hearings Office is an independent, quasi-judicial adjudicative board that resolves disputes regarding local government compliance with the land use planning requirements of the Growth Management Act (GMA) and related matters. The GMHB uses regional panels to hear appeals related to local government comprehensive plans, development regulations, and other components of the GMA. The final products from the GMHB are legal decisions which enforce the State's Growth Management Act (RCW 36.70A).

Appropriation Period: 2019-21 Activity Version: 36 - Working Analyst Supp. Version 6 Sort By: Activity

Account	FY 2020	FY 2021	Biennial Total
FTE	7.0	7.0	7.0
001 General Fund			
001-1 State	\$1,298,000	\$1,251,000	\$2,549,000
489 Pension Funding Stabilization Account			
489-1 State	\$65,000	\$65,000	\$130,000

Statewide Result Area: Sustainable Energy and a Clean Environment

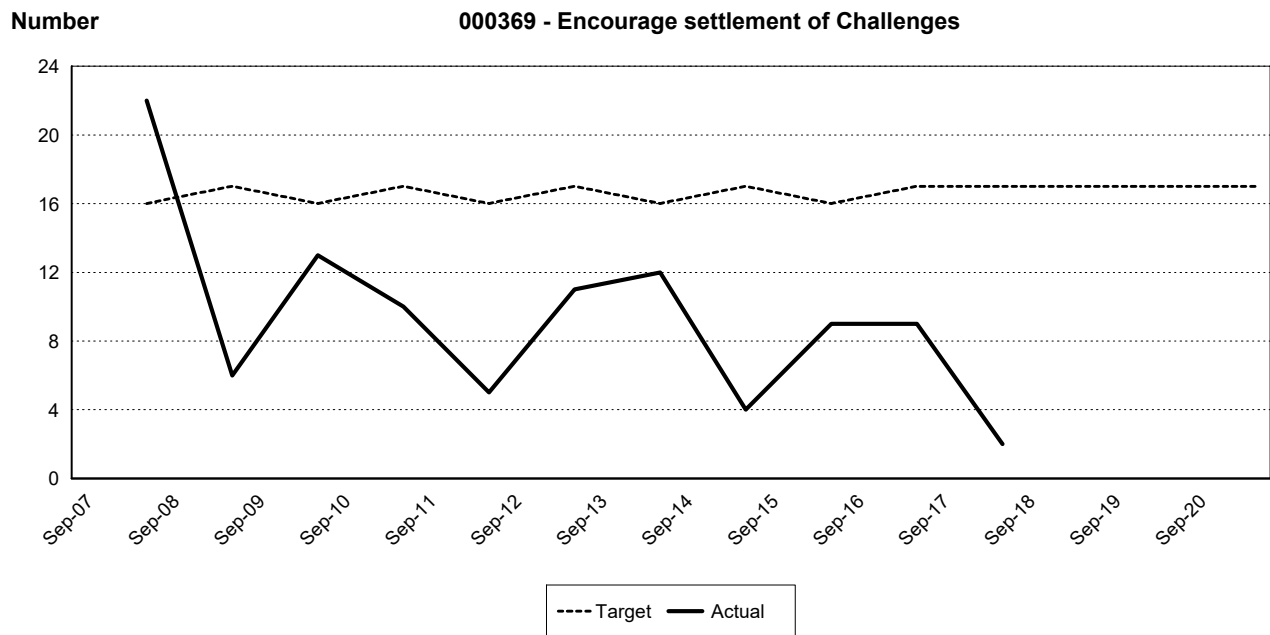
Statewide Strategy: Preserve, maintain and restore natural systems and landscapes

Expected Results

Achievement of stated agency mission and fulfillment of statute (RCW 36.70A); to help local governments manage growth and to serve the citizens of Washington by making informed decisions on appeals arising from the implementation of the Growth Management Act in a clear, consistent, timely, and impartial manner that recognizes the diversity of their jurisdictional regions.

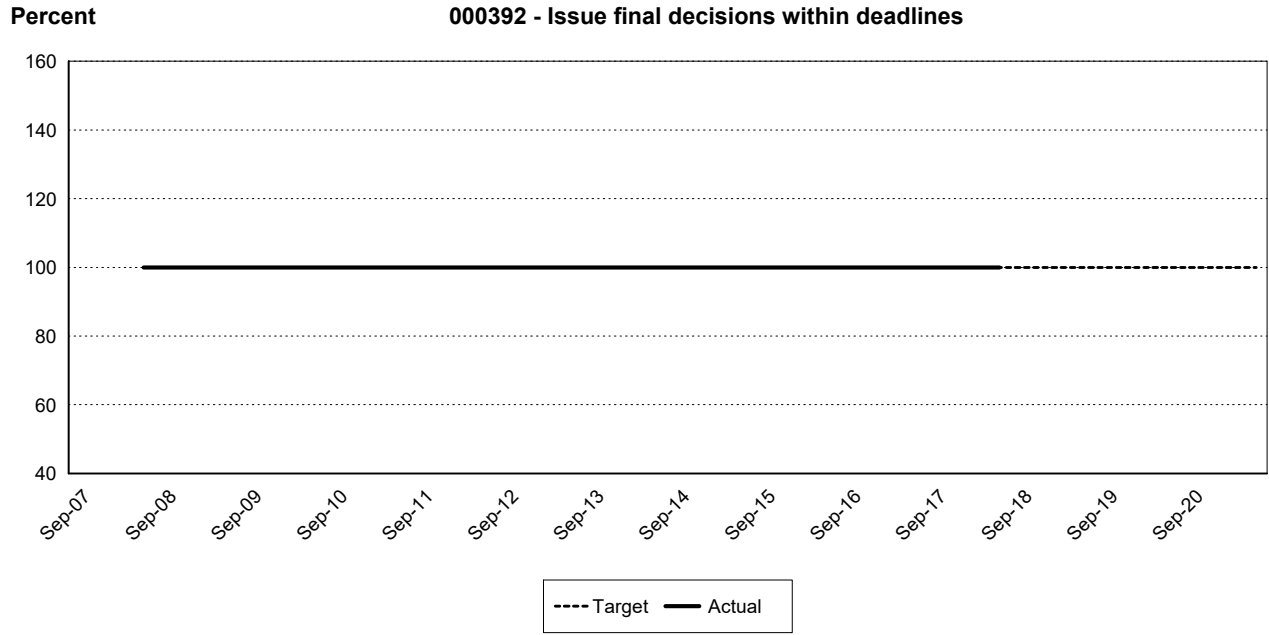
Appropriation Period: 2019-21 Activity Version: 36 - Working Analyst Supp. Version 6 Sort By: Activity

000369 Encourage settlement of challenges to the Growth Management Act filed as Petitions for Review with the Boards (withdrawals, stipulated dismissals and successful mediations)			
Biennium	Period	Actual	Target
2019-21	Q8		17
	Q7		
	Q6		
	Q5		
	Q4		17
	Q3		
	Q2		
	Q1		
2017-19	Q8		17
	Q7		
	Q6		
	Q5		
	Q4	2	17
	Q3		
	Q2		
	Q1		
2015-17	Q8	9	17
	Q7		
	Q6		
	Q5		
	Q4	9	16
	Q3		
	Q2		
	Q1		



Appropriation Period: 2019-21 Activity Version: 36 - Working Analyst Supp. Version 6 Sort By: Activity

000392 Percent of final decisions and compliance orders issued within statutory deadlines.			
Biennium	Period	Actual	Target
2019-21	Q8		100%
	Q7		
	Q6		
	Q5		
	Q4		100%
	Q3		
	Q2		
	Q1		
2017-19	Q8		100%
	Q7		
	Q6		
	Q5		
	Q4	100%	100%
	Q3		
	Q2		
	Q1		
2015-17	Q8	100%	100%
	Q7		
	Q6		
	Q5		
	Q4	100%	100%
	Q3		
	Q2		
	Q1		



Grand Total

	FY 2020	FY 2021	Biennial Total
FTE's	15.5	15.5	15.5
GFS	\$2,533,000	\$2,440,000	\$4,973,000
Other	\$127,000	\$127,000	\$254,000
Total	\$2,660,000	\$2,567,000	\$5,227,000