

## 405 - Department of Transportation

### B001 Tolling Maintenance and Preservation

This activity provides statewide toll facility maintenance and preservation of the Tacoma Narrows Bridge, State Route 167, State Route 520, State Route 99, and Interstate 405.

*Program B00 - Toll Operations and Maintenance*

Account	FY 2020	FY 2021	Biennial Total
<b>535 Alaskan Way Viaduct Replacement Project Account</b>			
535-1 State	\$1,045,000	\$1,563,000	\$2,608,000
<b>09F High-Occupancy Toll Lanes Operations Account</b>			
09F-1 State	\$765,000	\$745,000	\$1,510,000
<b>595 Interstate 405 and State Route Number 167 Express Toll Lanes Account</b>			
595-1 State	\$1,045,000	\$1,563,000	\$2,608,000
<b>16J State Route Number 520 Corridor Account</b>			
16J-1 State	\$3,001,000	\$4,878,000	\$7,879,000
<b>511 Tacoma Narrows Toll Bridge Account</b>			
511-1 State	\$2,679,000	\$2,882,000	\$5,561,000

**Statewide Result Area:** Prosperous Economy

**Statewide Strategy:** Manage mobility system demand and maximize operations

**Expected Results**

To improve the predictable movement of goods and people throughout the system.

### B002 Tolling Operations

This activity is responsible for current and future statewide toll collection operations, including toll account management, customer service, and toll payment enforcement in order to safeguard state assets. The activity manages the quality and efficiency of toll operations for state transportation facilities financed through direct user fees or tolls. Toll Operations is responsible to forecast and analyze traffic, revenue, operations, and maintenance costs for recommending toll schedule adjustments to the toll setting authority. It also provides statewide tolling operations, which currently include the Tacoma Narrows Bridge, State Route 167, State Route 520, State Route 99, and Interstate 405.

Appropriation Period: 2019-21 Activity Version: 36 - Working Analyst Supp. Version 6 Sort By: Activity

**Program B00 - Toll Operations and Maintenance**

Account	FY 2020	FY 2021	Biennial Total
<b>FTE</b>	51.8	62.1	57.0
<b>535 Alaskan Way Viaduct Replacement Project Account</b>			
535-1 State	\$9,330,000	\$8,123,000	\$17,453,000
<b>09F High-Occupancy Toll Lanes Operations Account</b>			
09F-1 State	\$1,156,000	\$1,108,000	\$2,264,000
<b>595 Interstate 405 and State Route Number 167 Express Toll Lanes Account</b>			
595-1 State	\$8,321,000	\$7,400,000	\$15,721,000
<b>108 Motor Vehicle Account</b>			
108-1 State	\$256,000	\$257,000	\$513,000
<b>17P State Route Number 520 Civil Penalties Account</b>			
17P-1 State	\$2,072,000	\$2,073,000	\$4,145,000
<b>16J State Route Number 520 Corridor Account</b>			
16J-1 State	\$19,448,000	\$16,446,000	\$35,894,000
<b>511 Tacoma Narrows Toll Bridge Account</b>			
511-1 State	\$11,470,000	\$10,776,000	\$22,246,000

**Program U00 - Charges From Other Agencies**

Account	FY 2020	FY 2021	Biennial Total
<b>108 Motor Vehicle Account</b>			
108-1 State	\$325,000	\$317,000	\$642,000
<b>218 Multimodal Transportation Account</b>			
218-1 State	\$11,000	\$11,000	\$22,000

**Statewide Result Area:** Prosperous Economy  
**Statewide Strategy:** Manage mobility system demand and maximize operations

**Expected Results**

To improve the predictable movement of goods and people throughout the system.

**C001 Implementing Systems**

This activity provides management of the department's information technology systems' architecture and security environments for enterprise business applications. It also includes project management knowledge and expertise, project planning, project execution, project coordination, and oversight of enterprise technology projects.

Appropriation Period: 2019-21 Activity Version: 36 - Working Analyst Supp. Version 6 Sort By: Activity

**Program C00 - Information Technology**

Account	FY 2020	FY 2021	Biennial Total
FTE	8.5	8.6	8.6
<b>108 Motor Vehicle Account</b>			
108-1 State	\$1,729,000	\$1,748,000	\$3,477,000
<b>218 Multimodal Transportation Account</b>			
218-1 State	\$1,258,000	\$1,258,000	\$2,516,000

**Program U00 - Charges From Other Agencies**

Account	FY 2020	FY 2021	Biennial Total
<b>108 Motor Vehicle Account</b>			
108-1 State	\$43,000	\$42,000	\$85,000
<b>218 Multimodal Transportation Account</b>			
218-1 State	\$1,000	\$1,000	\$2,000

**Statewide Result Area: Prosperous Economy**

**Statewide Strategy: Effective transportation system governance and management**

**Expected Results**

To continuously improve the quality, effectiveness, and efficiency of the transportation system.

**C002 Region Services**

This activity provides operational coordination of distributed technologies across the department statewide. This coordination supports geographically dispersed business units, including the department's six regional locations and the Washington State Ferries that require on-site technology, operational support, and services. These dispersed technology groups also serve the department's more remote locations such as maintenance shops and highway construction project offices.

Appropriation Period: 2019-21 Activity Version: 36 - Working Analyst Supp. Version 6 Sort By: Activity

**Program C00 - Information Technology**

Account	FY 2020	FY 2021	Biennial Total
FTE	106.6	107.8	107.2
<b>108 Motor Vehicle Account</b>			
108-1 State	\$20,784,000	\$21,009,000	\$41,793,000
<b>109 Puget Sound Ferry Operations Account</b>			
109-1 State	\$131,000	\$132,000	\$263,000
<b>550 Transportation 2003 Account (Nickel Account)</b>			
550-1 State	\$98,000	\$98,000	\$196,000

**Program U00 - Charges From Other Agencies**

Account	FY 2020	FY 2021	Biennial Total
<b>108 Motor Vehicle Account</b>			
108-1 State	\$543,000	\$529,000	\$1,072,000
<b>218 Multimodal Transportation Account</b>			
218-1 State	\$18,000	\$19,000	\$37,000

**Statewide Result Area:** Prosperous Economy  
**Statewide Strategy:** Effective transportation system governance and management

**Expected Results**

To continuously improve the quality, effectiveness, and efficiency of the transportation system.

**C003 Systems Maintenance**

This activity provides management and security for the enterprise mainframe operations, server operations, network infrastructure, data management, enterprise software license, and support and maintenance of enterprise business applications.

Appropriation Period: 2019-21 Activity Version: 36 - Working Analyst Supp. Version 6 Sort By: Activity

Program C00 - Information Technology

Account	FY 2020	FY 2021	Biennial Total
FTE	125.2	126.5	125.9
<b>108 Motor Vehicle Account</b>			
108-1 State	\$24,728,000	\$24,995,000	\$49,723,000
<b>218 Multimodal Transportation Account</b>			
218-1 State	\$181,000	\$181,000	\$362,000
<b>09H Transportation Partnership Account</b>			
09H-1 State	\$730,000	\$730,000	\$1,460,000
<b>550 Transportation 2003 Account (Nickel Account)</b>			
550-1 State	\$632,000	\$632,000	\$1,264,000

Program U00 - Charges From Other Agencies

Account	FY 2020	FY 2021	Biennial Total
<b>108 Motor Vehicle Account</b>			
108-1 State	\$637,000	\$621,000	\$1,258,000
<b>218 Multimodal Transportation Account</b>			
218-1 State	\$22,000	\$22,000	\$44,000

Statewide Result Area: **Prosperous Economy**  
 Statewide Strategy: **Effective transportation system governance and management**

Expected Results

To continuously improve the quality, effectiveness, and efficiency of the transportation system.

D001 Capital Facilities Maintenance and Operation

This activity operates, maintains, and is responsible for capital improvements and preservation of 968 department owned buildings and structures at 279 separate sites across the state. Sites include region headquarters, maintenance shops, project engineer offices, laboratories, materials storage sites, communication sites, pits, quarries, and stock pile storage areas.

Appropriation Period: 2019-21 Activity Version: 36 - Working Analyst Supp. Version 6 Sort By: Activity

**Program D00 - Facility Maintenance, Operations and Construction - Operating**

Account	FY 2020	FY 2021	Biennial Total
FTE	84.5	88.9	86.7
<b>108 Motor Vehicle Account</b>			
108-1 State	\$16,454,000	\$16,695,000	\$33,149,000
<b>16J State Route Number 520 Corridor Account</b>			
16J-1 State	\$17,000	\$17,000	\$34,000

**Program U00 - Charges From Other Agencies**

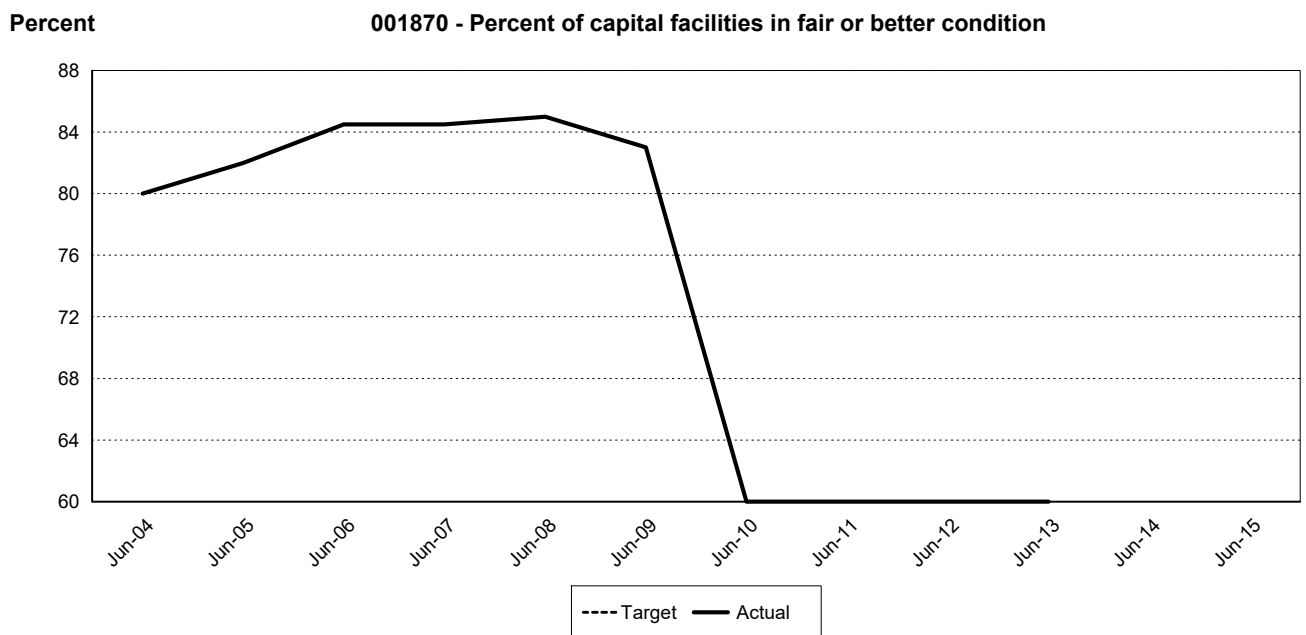
Account	FY 2020	FY 2021	Biennial Total
<b>108 Motor Vehicle Account</b>			
108-1 State	\$425,000	\$414,000	\$839,000
<b>218 Multimodal Transportation Account</b>			
218-1 State	\$14,000	\$15,000	\$29,000

**Statewide Result Area: Prosperous Economy**  
**Statewide Strategy: Preserve and maintain state, regional and local transportation systems**

**Expected Results**

To maintain, preserve, and extend the life and utility of prior investments in transportation systems and services.

**001870 - Percent of capital facilities in fair or better condition**



**D00C Capital Facilities Capital Improvements**

*Appropriation Period: 2019-21 Activity Version: 36 - Working Analyst Supp. Version 6 Sort By: Activity*

This activity includes replacement, preservation, and improvements to the department's buildings and related sites. It focuses on providing a safe and efficient work environment by preserving the department's assets. The activity also performs preservation projects such life safety issues, building code compliance issues, ADA concerns, HVAC repairs and replacements, roof replacements, site environmental cleanups, and other code compliance requirements for facilities.

**Program D0C - Facility Maintenance, Operations, and Construction-Capital**

<b>Account</b>	<b>FY 2020</b>	<b>FY 2021</b>	<b>Biennial Total</b>
<b>FTE</b>	7.5	7.5	7.5
<b>20H Connecting Washington Account</b>			
20H-1 State	\$21,249,000	\$21,248,000	\$42,497,000
<b>108 Motor Vehicle Account</b>			
108-1 State	\$25,495,000	\$25,495,000	\$50,990,000

**Program U00 - Charges From Other Agencies**

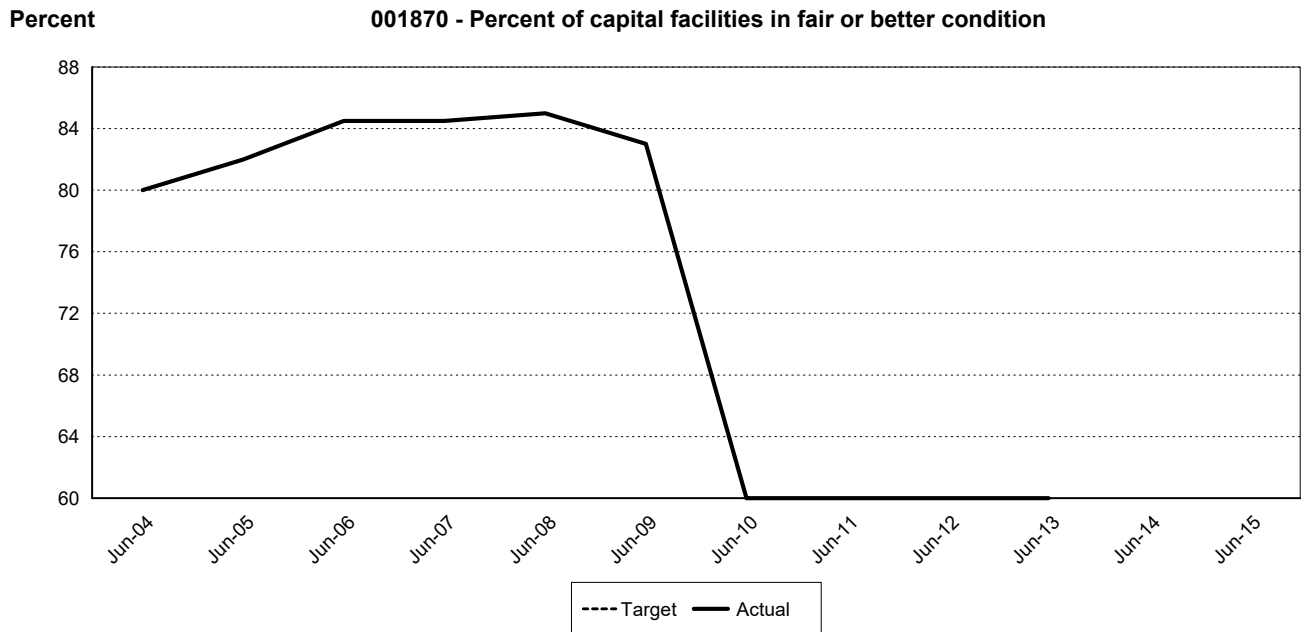
<b>Account</b>	<b>FY 2020</b>	<b>FY 2021</b>	<b>Biennial Total</b>
<b>108 Motor Vehicle Account</b>			
108-1 State	\$39,000	\$38,000	\$77,000
<b>218 Multimodal Transportation Account</b>			
218-1 State	\$1,000	\$1,000	\$2,000

**Statewide Result Area:** Prosperous Economy  
**Statewide Strategy:** Preserve and maintain state, regional and local transportation systems

**Expected Results**

To improve the predictable movement of goods and people through the system.





**E001 Transportation Equipment Fund Fuel Operations**

This activity includes services by the Transportation Equipment Fund that owns, operates, and maintains 126 vehicle fuel stations throughout the state, which provide fuel to the Department of Transportation, State Patrol, and approximately 100 other governmental agencies. This includes ensuring 24-hour access to fuel during regular operations as well as during inclement weather, earthquakes, or other emergencies.

**Program E00 - Transportation Equipment Fund**

Account	FY 2020	FY 2021	Biennial Total
<b>FTE</b>	4.8	4.8	4.8
<b>410 Transportation Equipment Account</b>			
410-6 Non-Appropriated	\$26,157,000	\$26,157,000	\$52,314,000

**Program U00 - Charges From Other Agencies**

Account	FY 2020	FY 2021	Biennial Total
<b>108 Motor Vehicle Account</b>			
108-1 State	\$25,000	\$24,000	\$49,000
<b>218 Multimodal Transportation Account</b>			
218-1 State	\$1,000	\$1,000	\$2,000

**Statewide Result Area:** Prosperous Economy  
**Statewide Strategy:** Preserve and maintain state, regional and local transportation systems

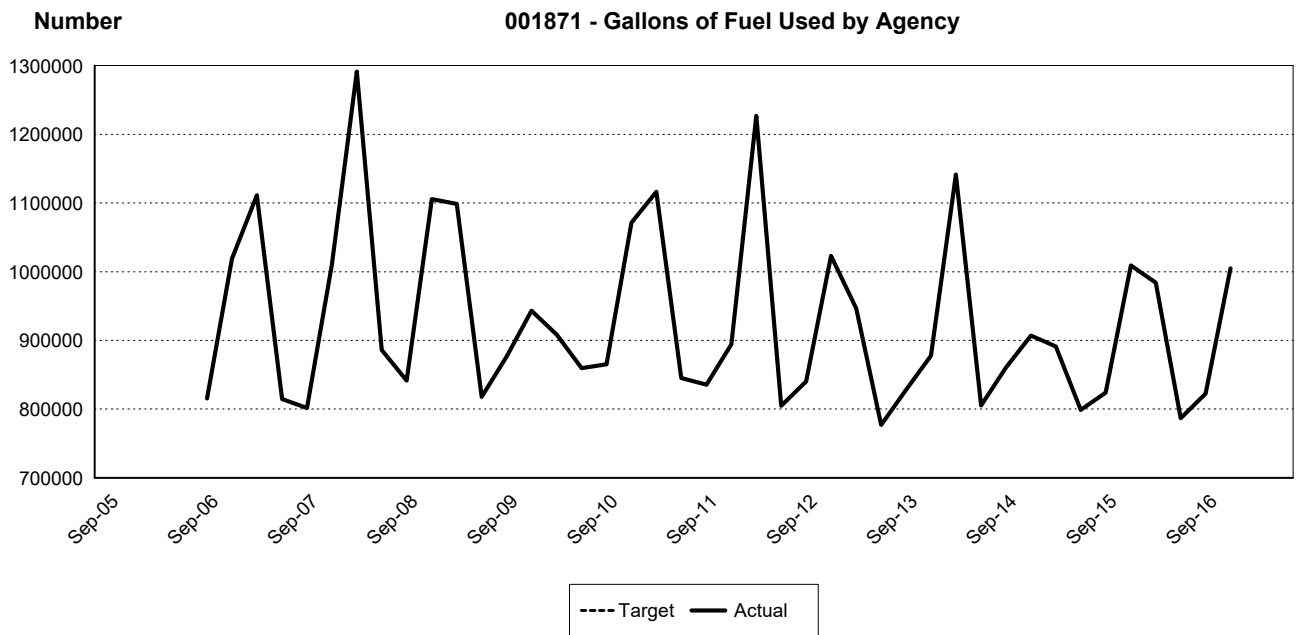
**Expected Results**



Appropriation Period: 2019-21 Activity Version: 36 - Working Analyst Supp. Version 6 Sort By: Activity

To maintain, preserve, and extend the life and utility of prior investments in transportation systems and services.

001871 Total consumption of fuel products by WSDOT during a fiscal quarter			
Biennium	Period	Actual	Target
2015-17	Q8		
	Q7		
	Q6	1,005,056	
	Q5	822,407	
	Q4	786,462	
	Q3	983,811	
	Q2	1,008,971	
	Q1	823,648	



Appropriation Period: 2019-21 Activity Version: 36 - Working Analyst Supp. Version 6 Sort By: Activity

**E002 Transportation Equipment Fund Equipment Operations**

This activity includes services by the Transportation Equipment Fund that provide mission critical vehicles, equipment, and wireless communication systems to agency programs so that they can accomplish their missions, such as emergency communications, emergency response, snow and ice removal, roadway maintenance, bridge maintenance, field engineering, traffic control, highway construction, and responding to natural disasters. It also includes the costs of equipment replacement, maintenance and repair, fleet management, logistical support, equipment disposal, and inventory management.

*Program E00 - Transportation Equipment Fund*

Account	FY 2020	FY 2021	Biennial Total
<b>FTE</b>	204.1	204.9	204.5
<b>410 Transportation Equipment Account</b>			
410-6 Non-Appropriated	\$44,871,000	\$44,872,000	\$89,743,000

*Program U00 - Charges From Other Agencies*

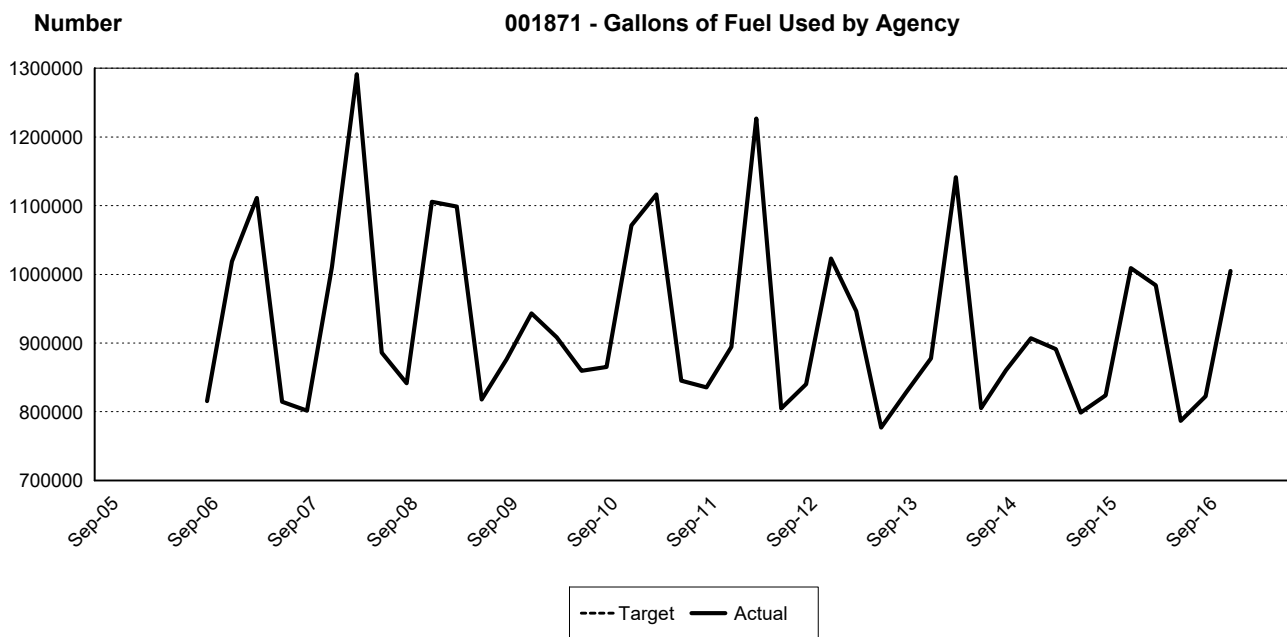
Account	FY 2020	FY 2021	Biennial Total
<b>108 Motor Vehicle Account</b>			
108-1 State	\$1,064,000	\$1,037,000	\$2,101,000
<b>218 Multimodal Transportation Account</b>			
218-1 State	\$36,000	\$37,000	\$73,000

**Statewide Result Area: Prosperous Economy**  
**Statewide Strategy: Preserve and maintain state, regional and local transportation systems**

**Expected Results**

To maintain, preserve, and extend the life and utility of prior investments in transportation systems and services.

001871 Total consumption of fuel products by WSDOT during a fiscal quarter			
Biennium	Period	Actual	Target
2015-17	Q8		
	Q7		
	Q6	1,005,056	
	Q5	822,407	
	Q4	786,462	
	Q3	983,811	
	Q2	1,008,971	
	Q1	823,648	



**F001 Aviation Planning, Operations, and Airport Investment**

This activity preserves and fosters the development of aeronautics and the state’s aviation system of 134 public use airports, promotes the benefits of airports, advocates for aviation safety, provides air search and rescue, and manages state airports. Activities include the airport aid grant program, aviation system and land use planning, air search and rescue operations, aircraft registration, and maintenance of 16 state-operated airports, eight of which are owned by the state. State grants and technical assistance are provided to public use airports for infrastructure preservation and improvements, planning, safety, and security. The grant program relies on data obtained and prioritized by the Statewide Capital Improvement Program to inform grant awards.

**Program F00 - Aviation**

Account	FY 2020	FY 2021	Biennial Total
FTE	11.3	11.9	11.6
<b>039 Aeronautics Account</b>			
039-1 State	\$3,697,000	\$3,738,000	\$7,435,000
039-2 Federal	\$1,271,000	\$1,271,000	\$2,542,000
039-7 Private/Local	\$30,000	\$30,000	\$60,000
<b>039 Account Total</b>	<b>\$4,998,000</b>	<b>\$5,039,000</b>	<b>\$10,037,000</b>

**Program U00 - Charges From Other Agencies**

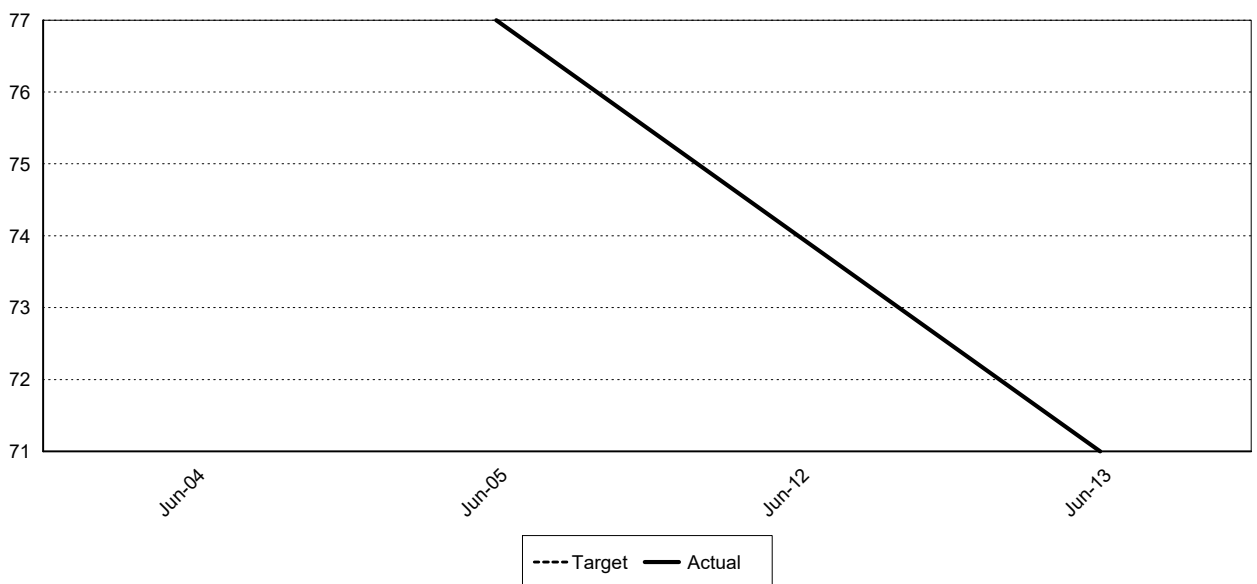
Account	FY 2020	FY 2021	Biennial Total
<b>108 Motor Vehicle Account</b>			
108-1 State	\$55,000	\$54,000	\$109,000
<b>218 Multimodal Transportation Account</b>			
218-1 State	\$2,000	\$2,000	\$4,000

**Statewide Result Area:** Prosperous Economy  
**Statewide Strategy:** Preserve and maintain state, regional and local transportation systems

**Expected Results**

To maintain, preserve, and extend the life and utility of prior investments in transportation systems and services.

**Percent 001872 - Percent of paved airport runway surfaces that are in fair or better condition**



Appropriation Period: 2019-21 Activity Version: 36 - Working Analyst Supp. Version 6 Sort By: Activity

**H001 Program Delivery Management and Support**

The Program Delivery, Management, and Support program includes the essential functions and activities needed to implement the highway construction program. The program includes executive management and support at headquarters and in the six regions. These executive management and support services reflect core functions necessary for program delivery regardless of the size of the highway construction program. It also includes the regions’ administrative services. The department’s Environmental Services Office resides in this program.

*Program H00 - Program Delivery Management and Support*

Account	FY 2020	FY 2021	Biennial Total
<b>FTE</b>	140.0	140.0	140.0
<b>108 Motor Vehicle Account</b>			
108-1 State	\$19,274,000	\$19,257,000	\$38,531,000

*Program U00 - Charges From Other Agencies*

Account	FY 2020	FY 2021	Biennial Total
<b>108 Motor Vehicle Account</b>			
108-1 State	\$894,000	\$871,000	\$1,765,000
<b>218 Multimodal Transportation Account</b>			
218-1 State	\$30,000	\$31,000	\$61,000

**Statewide Result Area:** Prosperous Economy  
**Statewide Strategy:** Effective transportation system governance and management

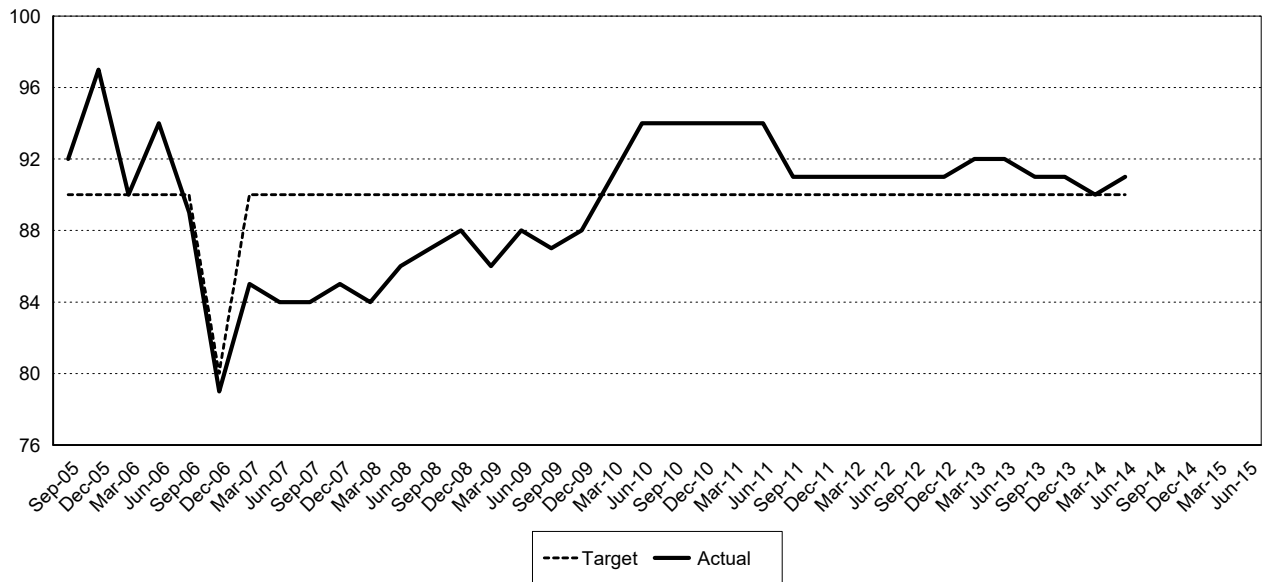
**Expected Results**

To continuously improve the quality, effectiveness, and efficiency of the transportation system.



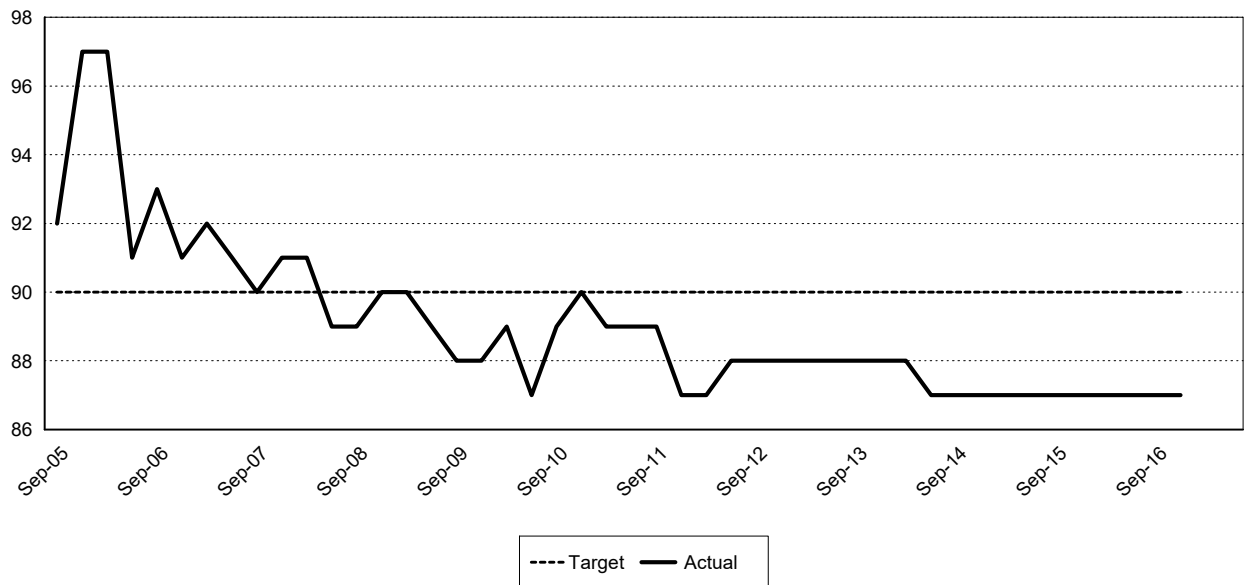
Appropriation Period: 2019-21 Activity Version: 36 - Working Analyst Supp. Version 6 Sort By: Activity

**Number**                      **001874 - Percent of projects funded by the 2003 and 2005 funding packages completed on-budget**



<b>001873 Measures the performance of project delivery against the state's definition of "on-time" delivery</b>			
<b>Biennium</b>	<b>Period</b>	<b>Actual</b>	<b>Target</b>
2015-17	Q8		
	Q7		
	Q6	87%	90%
	Q5	87%	90%
	Q4	87%	90%
	Q3	87%	90%
	Q2	87%	90%
	Q1	87%	90%

**Percent**                      **001873 - Percent of projects funded by the 2003 and 2005 funding packages completed on-time**



## H002 Environmental Services

This activity provides technical, policy, and regulatory support to project teams and offices. Key objectives are minimizing impacts to air, land, and water; protecting biological resources; protecting cultural resources; improving and streamlining environmental documentation; and improving regulatory coordination and compliance. Activities include supporting the department’s fish passage commitments and sustainable transportation objectives, obtaining statewide environmental approvals and permits , setting environmental compliance expectations and improvements, implementing WSDOT's stormwater permit, maintaining statewide environmental procedures, and providing statewide environmental leadership and issue resolution. This activity involves close coordination with external groups and governments that have environmental interests related to transportation.

Appropriation Period: 2019-21 Activity Version: 36 - Working Analyst Supp. Version 6 Sort By: Activity

**Program H00 - Program Delivery Management and Support**

Account	FY 2020	FY 2021	Biennial Total
FTE	102.5	115.4	109.0
<b>108 Motor Vehicle Account</b>			
108-1 State	\$10,176,000	\$11,094,000	\$21,270,000
108-2 Federal	\$250,000	\$250,000	\$500,000
<b>108 Account Total</b>	<b>\$10,426,000</b>	<b>\$11,344,000</b>	<b>\$21,770,000</b>
<b>218 Multimodal Transportation Account</b>			
218-1 State	\$129,000	\$129,000	\$258,000

**Program U00 - Charges From Other Agencies**

Account	FY 2020	FY 2021	Biennial Total
<b>108 Motor Vehicle Account</b>			
108-1 State	\$417,000	\$407,000	\$824,000
<b>218 Multimodal Transportation Account</b>			
218-1 State	\$14,000	\$14,000	\$28,000

**Statewide Result Area:** Prosperous Economy  
**Statewide Strategy:** Effective transportation system governance and management

**Expected Results**

To continuously improve the quality, effectiveness, and efficiency of the transportation system.

**10C1 Mobility Improvements**

This activity funds projects that increase highway capacity at strategic locations, with the long term goal of reducing congestion, increasing mobility, and funding urban bike lane connections. Examples include completing the High Occupancy Vehicle (HOV) lane system in the Puget Sound Region, improving the level of service on rural highways, and mitigating congestion on urban highways in cooperation with local and regional jurisdictions.



Appropriation Period: 2019-21 Activity Version: 36 - Working Analyst Supp. Version 6 Sort By: Activity

**Program I0C - Improvements**

Account	FY 2020	FY 2021	Biennial Total
<b>FTE</b>	932.6	932.6	932.6
<b>535 Alaskan Way Viaduct Replacement Project Account</b>			
535-1 State	\$38,978,000	\$38,978,000	\$77,956,000
<b>20H Connecting Washington Account</b>			
20H-1 State	\$235,956,000	\$235,957,000	\$471,913,000
20H-T Bonded Projects (Trans)	\$759,950,000	\$759,949,000	\$1,519,899,000
<b>20H Account Total</b>	<b>\$995,906,000</b>	<b>\$995,906,000</b>	<b>\$1,991,812,000</b>
<b>09F High-Occupancy Toll Lanes Operations Account</b>			
09F-1 State	\$3,500,000	\$3,500,000	\$7,000,000
<b>595 Interstate 405 and State Route Number 167 Express Toll Lanes Account</b>			
595-1 State	\$24,018,000	\$24,018,000	\$48,036,000
<b>108 Motor Vehicle Account</b>			
108-1 State	\$38,880,000	\$38,883,000	\$77,763,000
108-2 Federal	\$11,865,000	\$11,865,000	\$23,730,000
108-7 Private/Local	\$13,205,000	\$13,204,000	\$26,409,000
<b>108 Account Total</b>	<b>\$63,950,000</b>	<b>\$63,952,000</b>	<b>\$127,902,000</b>
<b>218 Multimodal Transportation Account</b>			
218-T Bonded Projects (Trans)	\$2,419,000	\$2,419,000	\$4,838,000
<b>215 Special Category C Account</b>			
215-1 State	\$2,863,000	\$2,863,000	\$5,726,000
215-T Bonded Projects (Trans)	\$37,637,000	\$37,637,000	\$75,274,000
<b>215 Account Total</b>	<b>\$40,500,000</b>	<b>\$40,500,000</b>	<b>\$81,000,000</b>
<b>09H Transportation Partnership Account</b>			
09H-1 State	\$74,037,000	\$74,037,000	\$148,074,000
09H-T Bonded Projects (Trans)	\$75,116,000	\$75,116,000	\$150,232,000
<b>09H Account Total</b>	<b>\$149,153,000</b>	<b>\$149,153,000</b>	<b>\$298,306,000</b>
<b>550 Transportation 2003 Account (Nickel Account)</b>			
550-1 State	\$10,751,000	\$10,751,000	\$21,502,000

**Program U00 - Charges From Other Agencies**

Account	FY 2020	FY 2021	Biennial Total
<b>108 Motor Vehicle Account</b>			
108-1 State	\$4,831,000	\$4,713,000	\$9,544,000
<b>218 Multimodal Transportation Account</b>			
218-1 State	\$165,000	\$171,000	\$336,000


Statewide Result Area: **Prosperous Economy**

**Statewide Strategy: Enhance mobility system quality and service**

**Expected Results**

To improve the predictable movement of goods and people through the system.

**Percent 001876 - Percent reduction in travel times after highway mobility improvements**



**IO2 Safety Improvements**

This activity funds projects for collision reduction and prevention to improve the safety and security of transportation customers and the transportation system. Examples include correcting deficiencies in high accident locations, corridors, and pedestrian crossings; making improvements at potentially hazardous locations; addressing roadway intersections; and including railroad crossings on multi-lane highways.

**Program I0C - Improvements**

Account	FY 2020	FY 2021	Biennial Total
<b>FTE</b>	153.0	153.0	153.0
<b>20H Connecting Washington Account</b>			
20H-1 State	\$24,842,000	\$24,842,000	\$49,684,000
<b>108 Motor Vehicle Account</b>			
108-1 State	\$5,641,000	\$5,640,000	\$11,281,000
108-2 Federal	\$37,195,000	\$37,195,000	\$74,390,000
108-7 Private/Local	\$215,000	\$215,000	\$430,000
<b>108 Account Total</b>	<b>\$43,051,000</b>	<b>\$43,050,000</b>	<b>\$86,101,000</b>
<b>218 Multimodal Transportation Account</b>			
218-T Bonded Projects (Trans)	\$285,000	\$285,000	\$570,000
<b>09H Transportation Partnership Account</b>			
09H-1 State	\$1,099,000	\$1,099,000	\$2,198,000

**Program U00 - Charges From Other Agencies**

Account	FY 2020	FY 2021	Biennial Total
<b>108 Motor Vehicle Account</b>			
108-1 State	\$754,000	\$735,000	\$1,489,000
<b>218 Multimodal Transportation Account</b>			
218-1 State	\$26,000	\$26,000	\$52,000

**Statewide Result Area:** Prosperous Economy  
**Statewide Strategy:** Enhance mobility system quality and service

**Expected Results**

To improve the predictable movement of goods and people through the system.

**I0C3 Other Improvements**

Provides for state highway system improvements that contribute direct economic benefits, enhancing the movement of people and goods to ensure a prosperous economy. Examples include strengthening highways where travel is restricted due to freeze-thaw closures, improving bridges and overpasses that have height or weight restrictions, constructing truck climbing lanes, and constructing new safety rest areas.

Program I0C - Improvements

Account	FY 2020	FY 2021	Biennial Total
<b>FTE</b>	122.0	122.0	122.0
<b>20H Connecting Washington Account</b>			
20H-1 State	\$29,493,000	\$29,493,000	\$58,986,000
<b>108 Motor Vehicle Account</b>			
108-1 State	\$956,000	\$955,000	\$1,911,000
108-2 Federal	\$446,000	\$446,000	\$892,000
<b>108 Account Total</b>	<b>\$1,402,000</b>	<b>\$1,401,000</b>	<b>\$2,803,000</b>
<b>09H Transportation Partnership Account</b>			
09H-1 State	\$2,439,000	\$2,439,000	\$4,878,000

Program U00 - Charges From Other Agencies

Account	FY 2020	FY 2021	Biennial Total
<b>108 Motor Vehicle Account</b>			
108-1 State	\$648,000	\$632,000	\$1,280,000
<b>218 Multimodal Transportation Account</b>			
218-1 State	\$22,000	\$22,000	\$44,000

Statewide Result Area: **Prosperous Economy**  
 Statewide Strategy: **Enhance mobility system quality and service**

Expected Results

To improve the predictable movement of goods and people through the system.

**I0C4 Environmental Improvements**

This activity provides funding to correct or reduce environmental impacts from existing highway systems to meet environmental requirements that have emerged since the highways were built. Examples include addressing highway storm water runoff, removing fish passage barriers that are caused by the highway, and reducing public exposure to noise by constructing noise abatement walls along highways.

Appropriation Period: 2019-21 Activity Version: 36 - Working Analyst Supp. Version 6 Sort By: Activity

**Program I0C - Improvements**

Account	FY 2020	FY 2021	Biennial Total
<b>FTE</b>	129.0	129.0	129.0
<b>20H Connecting Washington Account</b>			
20H-1 State	\$18,450,000	\$18,449,000	\$36,899,000
<b>108 Motor Vehicle Account</b>			
108-1 State	\$775,000	\$774,000	\$1,549,000
108-2 Federal	\$27,663,000	\$27,662,000	\$55,325,000
<b>108 Account Total</b>	<b>\$28,438,000</b>	<b>\$28,436,000</b>	<b>\$56,874,000</b>
<b>09H Transportation Partnership Account</b>			
09H-1 State	\$9,947,000	\$9,946,000	\$19,893,000
<b>550 Transportation 2003 Account (Nickel Account)</b>			
550-1 State	\$159,000	\$158,000	\$317,000

**Program U00 - Charges From Other Agencies**

Account	FY 2020	FY 2021	Biennial Total
<b>108 Motor Vehicle Account</b>			
108-1 State	\$844,000	\$823,000	\$1,667,000
<b>218 Multimodal Transportation Account</b>			
218-1 State	\$29,000	\$29,000	\$58,000

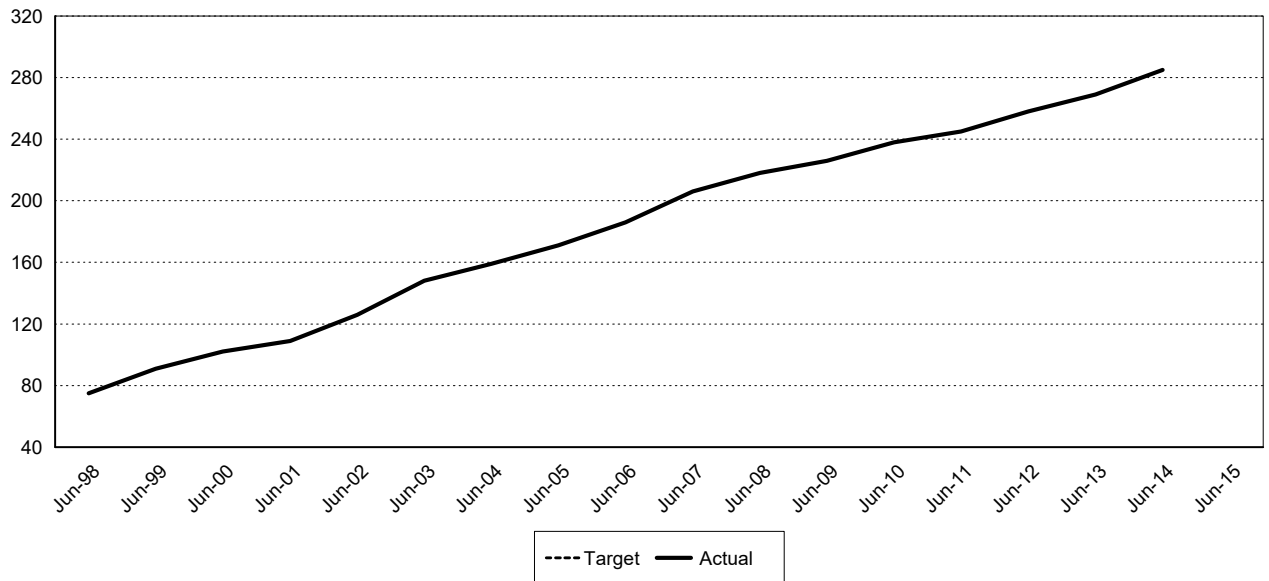
**Statewide Result Area:** Prosperous Economy  
**Statewide Strategy:** Enhance mobility system quality and service

**Expected Results**

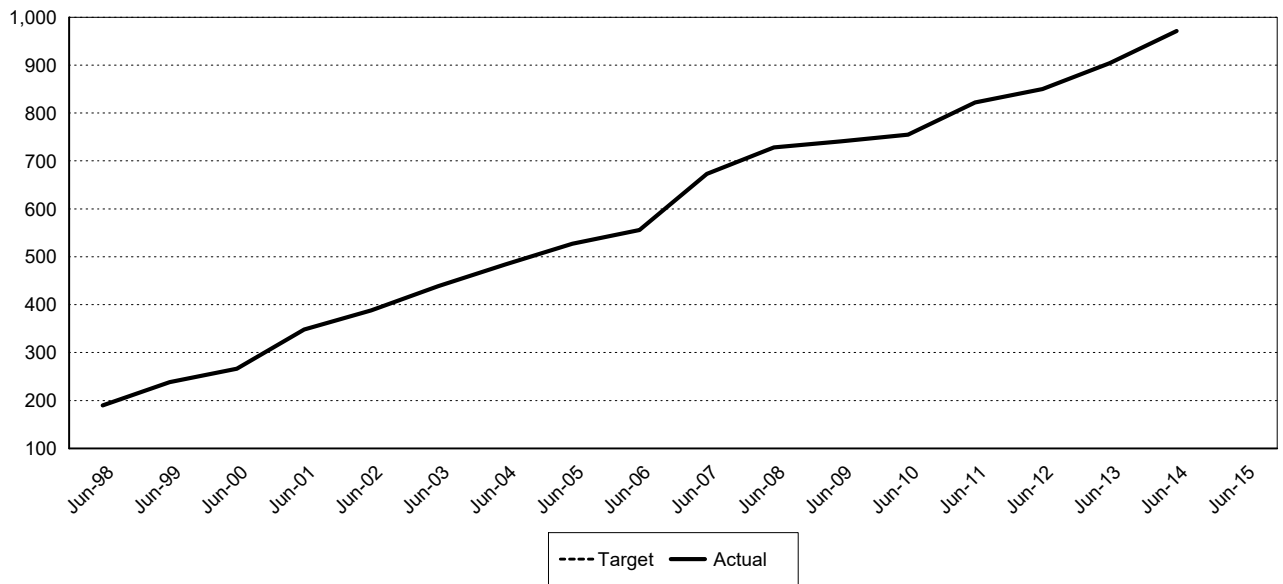
To enhance Washington's quality of life through transportation investments that promote energy conservation, enhance healthy communities, and protect the environment.



**Number** **001878 - Number of fish passage barriers fixed**



**Number** **001879 - Number of miles of stream habitat opened**



**K001 Public Private Partnerships**

Appropriation Period: 2019-21 Activity Version: 36 - Working Analyst Supp. Version 6 Sort By: Activity

This activity explores and cultivates opportunities to create public and private sector partnerships that can help advance transportation projects, programs, and policies. This is accomplished by the following: 1) analysis and assessment of new ideas and possibilities for achieving transportation goals; 2) consulting with and advising agency administrators, project engineers, and elected or appointed officials who seek innovative solutions for transportation issues; 3) assisting businesses that have expertise or resources that the department may need, by explaining state laws, policies and programs, and helping them find a way to do business with the department; and 4) assisting in the development of a project once the value to be gained has been demonstrated. In addition, this activity includes a pilot program, added as part of the new-law transportation package enacted in the 2015 legislative session, that supports the deployment of the Plug-In Electric Vehicle (PEV) Infrastructure Bank. Activities include development and management of the program, and awarding of grants and/or loans to recipients for the installation of electric vehicle charging infrastructure.

**Program K00 - Public Private Partnerships-Operating**

Account	FY 2020	FY 2021	Biennial Total
<b>FTE</b>	1.8	2.1	2.0
<b>20J Electric Vehicle Account</b>			
20J-1 State	\$1,000,000	\$1,000,000	\$2,000,000
<b>108 Motor Vehicle Account</b>			
108-1 State	\$327,000	\$343,000	\$670,000
<b>218 Multimodal Transportation Account</b>			
218-1 State	\$817,000	\$817,000	\$1,634,000

**Program U00 - Charges From Other Agencies**

Account	FY 2020	FY 2021	Biennial Total
<b>108 Motor Vehicle Account</b>			
108-1 State	\$10,000	\$10,000	\$20,000

**Program V00 - Public Transportation**

Account	FY 2020	FY 2021	Biennial Total
<b>218 Multimodal Transportation Account</b>			
218-7 Private/Local	\$50,000	\$50,000	\$100,000

**Statewide Result Area:** Prosperous Economy  
**Statewide Strategy:** Effective transportation system governance and management

**Expected Results**

To continually improve the quality, effectiveness, and efficiency of the transportation system.

**M201 Roadway Maintenance and Operations**

This activity includes pavement patching and repair, crack sealing and chip seals, shoulder maintenance, sweeping and cleaning, and safety patrol activities.

**Program M00 - Highway Maintenance and Operations**

Account	FY 2020	FY 2021	Biennial Total
FTE	371.0	372.9	372.0
<b>108 Motor Vehicle Account</b>			
108-1 State	\$53,905,000	\$54,935,000	\$108,840,000
108-2 Federal	\$3,500,000	\$3,500,000	\$7,000,000
<b>108 Account Total</b>	<b>\$57,405,000</b>	<b>\$58,435,000</b>	<b>\$115,840,000</b>

**Program U00 - Charges From Other Agencies**

Account	FY 2020	FY 2021	Biennial Total
<b>108 Motor Vehicle Account</b>			
108-1 State	\$1,866,000	\$1,820,000	\$3,686,000
<b>218 Multimodal Transportation Account</b>			
218-1 State	\$63,000	\$64,000	\$127,000

**Statewide Result Area:** Prosperous Economy  
**Statewide Strategy:** Preserve and maintain state, regional and local transportation systems

**Expected Results**

To maintain, preserve, and extend the life and utility of prior investments in transportation systems and services.

**001881 - Percent of targets met for state highway operation and maintenance activities**



**M202 Drainage Maintenance and Slope Repair**



Appropriation Period: 2019-21 Activity Version: 36 - Working Analyst Supp. Version 6 Sort By: Activity

Activities include ditch maintenance, culvert maintenance, catch basin maintenance, retention and detention basins, and slope repairs.

**Program M00 - Highway Maintenance and Operations**

Account	FY 2020	FY 2021	Biennial Total
<b>FTE</b>	197.7	198.8	198.3
<b>108 Motor Vehicle Account</b>			
108-1 State	\$31,030,000	\$31,621,000	\$62,651,000

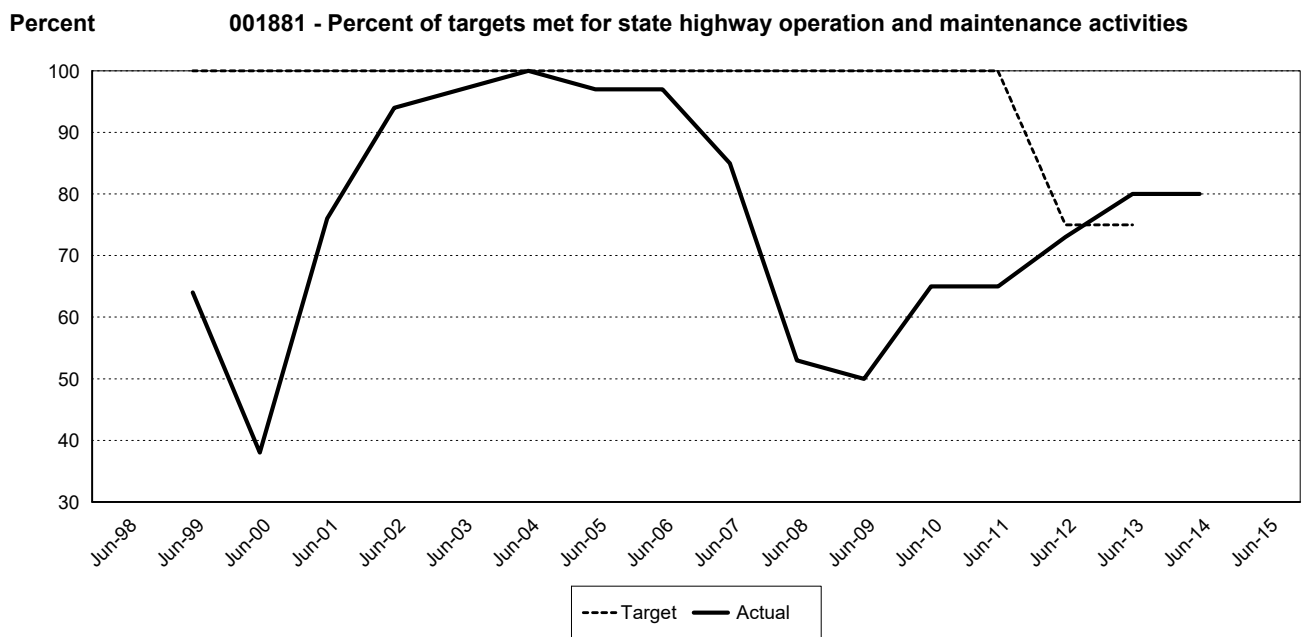
**Program U00 - Charges From Other Agencies**

Account	FY 2020	FY 2021	Biennial Total
<b>108 Motor Vehicle Account</b>			
108-1 State	\$1,005,000	\$980,000	\$1,985,000
<b>218 Multimodal Transportation Account</b>			
218-1 State	\$34,000	\$35,000	\$69,000

**Statewide Result Area:** Prosperous Economy  
**Statewide Strategy:** Preserve and maintain state, regional and local transportation systems

**Expected Results**

To maintain, preserve, and extend the life and utility of prior investments in transportation systems and services.



**M203 Roadside and Landscape Maintenance and Operations**

This activity includes litter pickup, noxious weed and nuisance vegetation control, control of vegetation obstructions, and landscape maintenance.

**Program M00 - Highway Maintenance and Operations**

Account	FY 2020	FY 2021	Biennial Total
<b>FTE</b>	158.5	159.4	159.0
<b>108 Motor Vehicle Account</b>			
108-1 State	\$24,869,000	\$25,344,000	\$50,213,000

**Program U00 - Charges From Other Agencies**

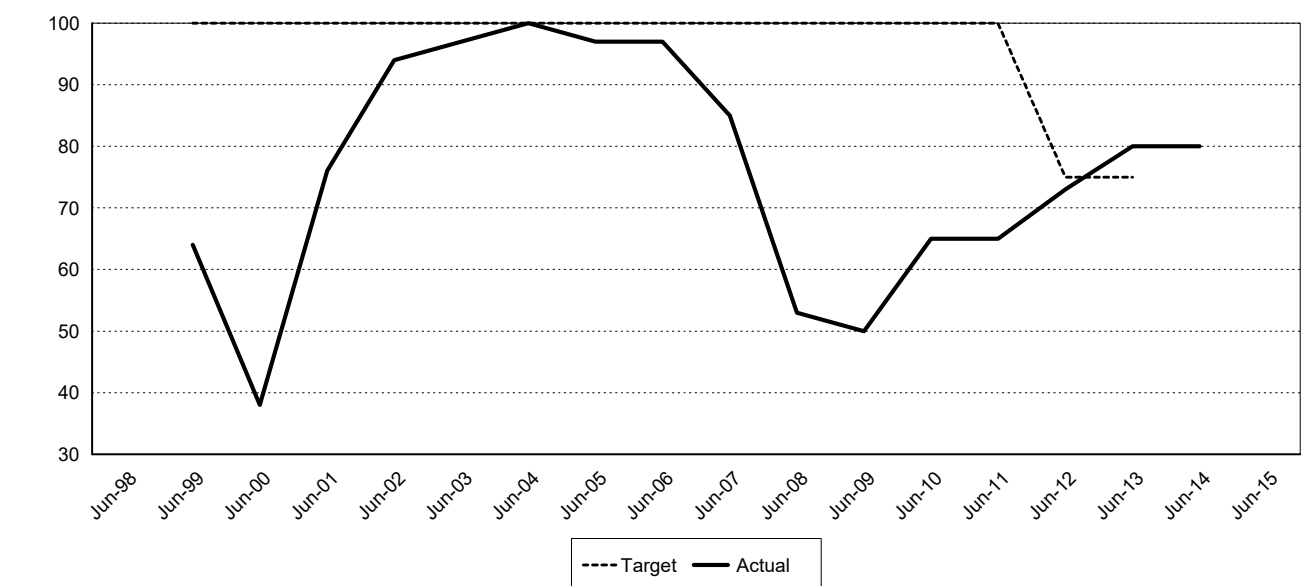
Account	FY 2020	FY 2021	Biennial Total
<b>108 Motor Vehicle Account</b>			
108-1 State	\$805,000	\$785,000	\$1,590,000
<b>218 Multimodal Transportation Account</b>			
218-1 State	\$27,000	\$28,000	\$55,000

**Statewide Result Area:** Prosperous Economy  
**Statewide Strategy:** Preserve and maintain state, regional and local transportation systems

**Expected Results**

To maintain, preserve, and extend the life and utility of prior investments in transportation systems and services.

001881 - Percent of targets met for state highway operation and maintenance activities



Appropriation Period: 2019-21 Activity Version: 36 - Working Analyst Supp. Version 6 Sort By: Activity

**M204 Bridge and Tunnel Maintenance and Operations**

This activity funds bridge deck and structural repair, bridge cleaning, operation of movable bridges, operations of the Keller Ferry, and urban tunnel operations.

*Program M00 - Highway Maintenance and Operations*

Account	FY 2020	FY 2021	Biennial Total
<b>FTE</b>	121.3	121.9	121.6
<b>535 Alaskan Way Viaduct Replacement Project Account</b>			
535-1 State	\$4,720,000	\$4,813,000	\$9,533,000
<b>595 Interstate 405 and State Route Number 167 Express Toll Lanes Account</b>			
595-1 State	\$685,000	\$685,000	\$1,370,000
<b>108 Motor Vehicle Account</b>			
108-1 State	\$19,023,000	\$19,386,000	\$38,409,000
<b>16J State Route Number 520 Corridor Account</b>			
16J-1 State	\$2,223,000	\$2,224,000	\$4,447,000
<b>511 Tacoma Narrows Toll Bridge Account</b>			
511-1 State	\$774,000	\$775,000	\$1,549,000

*Program U00 - Charges From Other Agencies*

Account	FY 2020	FY 2021	Biennial Total
<b>108 Motor Vehicle Account</b>			
108-1 State	\$645,000	\$629,000	\$1,274,000
<b>218 Multimodal Transportation Account</b>			
218-1 State	\$22,000	\$22,000	\$44,000

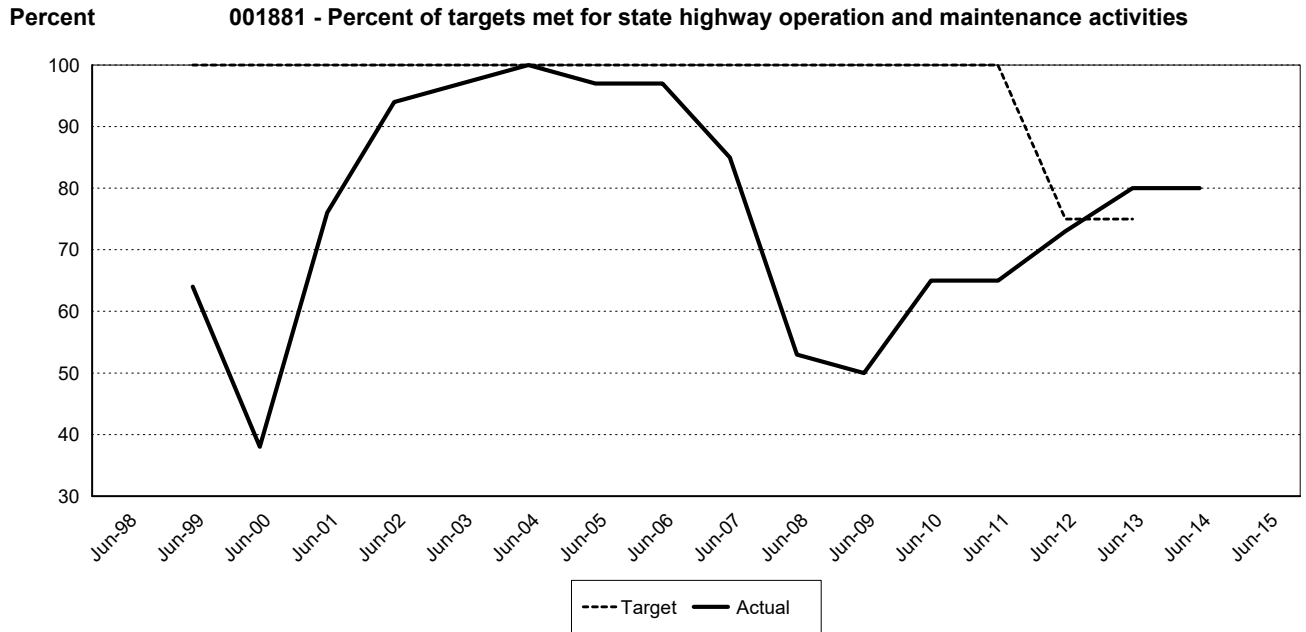
**Statewide Result Area:** Prosperous Economy  
**Statewide Strategy:** Preserve and maintain state, regional and local transportation systems

**Expected Results**

To maintain, preserve, and extend the life and utility of prior investments in transportation systems and services.



Appropriation Period: 2019-21 Activity Version: 36 - Working Analyst Supp. Version 6 Sort By: Activity



**M205 Snow and Ice Control Operations**

This activity includes snow removal, sand and de-icing applications, and avalanche control.

*Program M00 - Highway Maintenance and Operations*

Account	FY 2020	FY 2021	Biennial Total
<b>FTE</b>	417.4	419.9	418.7
<b>108 Motor Vehicle Account</b>			
108-1 State	\$65,512,000	\$66,762,000	\$132,274,000

*Program U00 - Charges From Other Agencies*

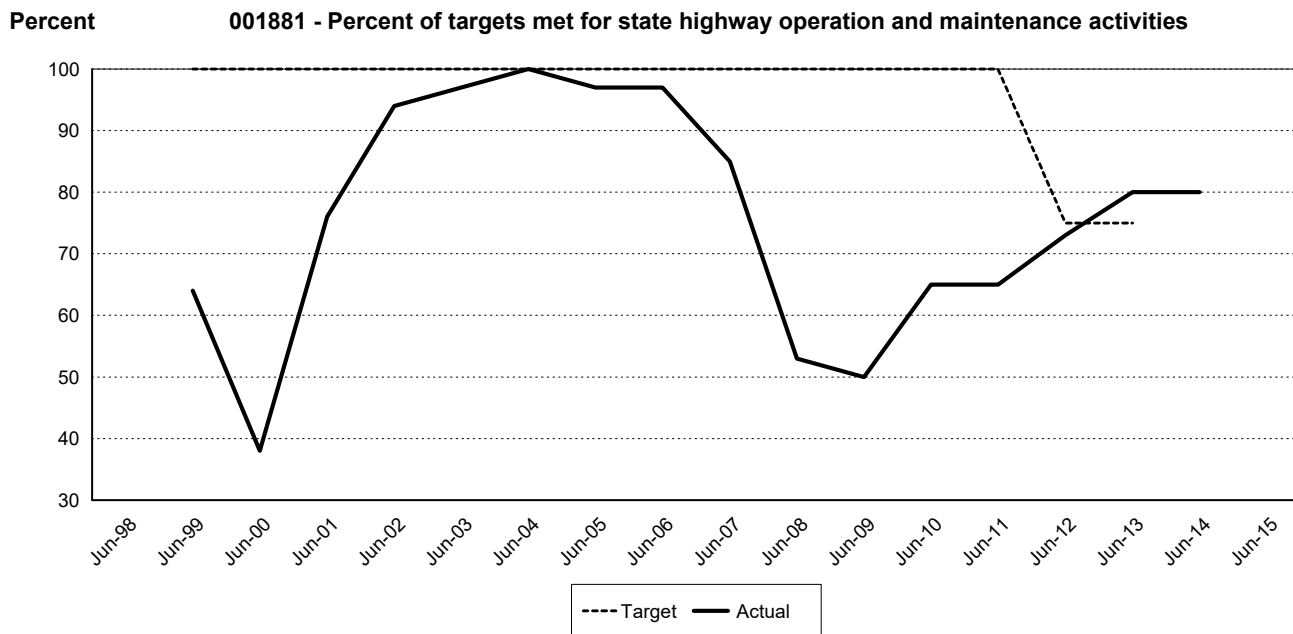
Account	FY 2020	FY 2021	Biennial Total
<b>108 Motor Vehicle Account</b>			
108-1 State	\$2,112,000	\$2,059,000	\$4,171,000
<b>218 Multimodal Transportation Account</b>			
218-1 State	\$71,000	\$73,000	\$144,000

Statewide Result Area: **Prosperous Economy**

Statewide Strategy: **Preserve, maintain and restore natural systems and landscapes**

**Expected Results**

To maintain, preserve, and extend the life and utility of prior investments in transportation systems and services.



**M206 Traffic Control Maintenance and Operations**

This activity funds pavement striping, maintenance of raised/recessed pavement markers, signs and guidepost repair and replacement, guardrail maintenance, traffic signal system operation, highway lighting maintenance, intelligent transportation system operations, and issuance of oversize and overweight permits.

*Program M00 - Highway Maintenance and Operations*

Account	FY 2020	FY 2021	Biennial Total
<b>FTE</b>	324.7	326.5	325.6
<b>108 Motor Vehicle Account</b>			
108-1 State	\$50,934,000	\$51,907,000	\$102,841,000

*Program U00 - Charges From Other Agencies*

Account	FY 2020	FY 2021	Biennial Total
<b>108 Motor Vehicle Account</b>			
108-1 State	\$1,650,000	\$1,609,000	\$3,259,000
<b>218 Multimodal Transportation Account</b>			
218-1 State	\$56,000	\$57,000	\$113,000

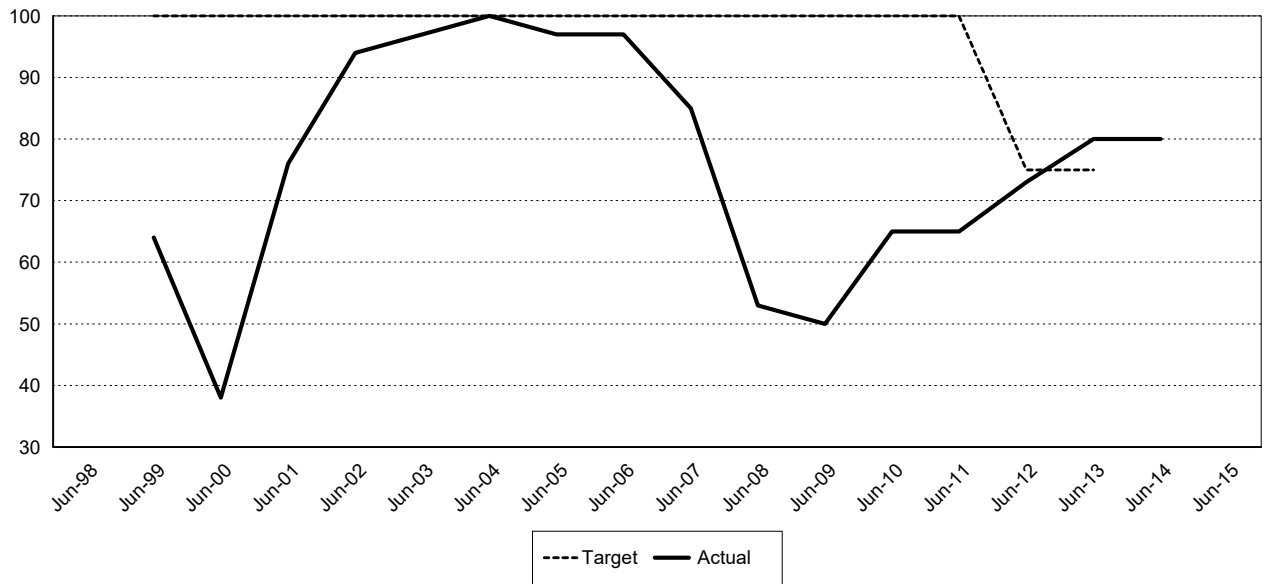
**Statewide Result Area:** Prosperous Economy  
**Statewide Strategy:** Preserve and maintain state, regional and local transportation systems

**Expected Results**

Appropriation Period: 2019-21 Activity Version: 36 - Working Analyst Supp. Version 6 Sort By: Activity

To maintain, preserve, and extend the life and utility of prior investments in transportation systems and services.

**Percent 001881 - Percent of targets met for state highway operation and maintenance activities**



**P0C1 Highway Preservation**

This activity provides funds to preserve, replace, rehabilitate, and extend the life of state owned roadways. Projects include chips sealing, asphalt overlays, and concrete replacement and other strategic preservation activities that restore or extend the life of the roadway surface. It also restores basic safety features associated with the roadway.

Appropriation Period: 2019-21 Activity Version: 36 - Working Analyst Supp. Version 6 Sort By: Activity

**Program P0C - Preservation**

Account	FY 2020	FY 2021	Biennial Total
<b>FTE</b>	492.8	492.8	492.8
<b>20H Connecting Washington Account</b>			
20H-1 State	\$17,009,000	\$17,009,000	\$34,018,000
<b>108 Motor Vehicle Account</b>			
108-1 State	\$12,369,000	\$12,368,000	\$24,737,000
108-2 Federal	\$115,736,000	\$115,736,000	\$231,472,000
108-7 Private/Local	\$153,000	\$153,000	\$306,000
<b>108 Account Total</b>	<b>\$128,258,000</b>	<b>\$128,257,000</b>	<b>\$256,515,000</b>
<b>09H Transportation Partnership Account</b>			
09H-1 State	\$2,133,000	\$2,134,000	\$4,267,000
<b>550 Transportation 2003 Account (Nickel Account)</b>			
550-1 State	\$4,809,000	\$4,808,000	\$9,617,000

**Program U00 - Charges From Other Agencies**

Account	FY 2020	FY 2021	Biennial Total
<b>108 Motor Vehicle Account</b>			
108-1 State	\$1,978,000	\$1,929,000	\$3,907,000
<b>218 Multimodal Transportation Account</b>			
218-1 State	\$67,000	\$68,000	\$135,000

**Statewide Result Area:** Prosperous Economy  
**Statewide Strategy:** Preserve and maintain state, regional and local transportation systems

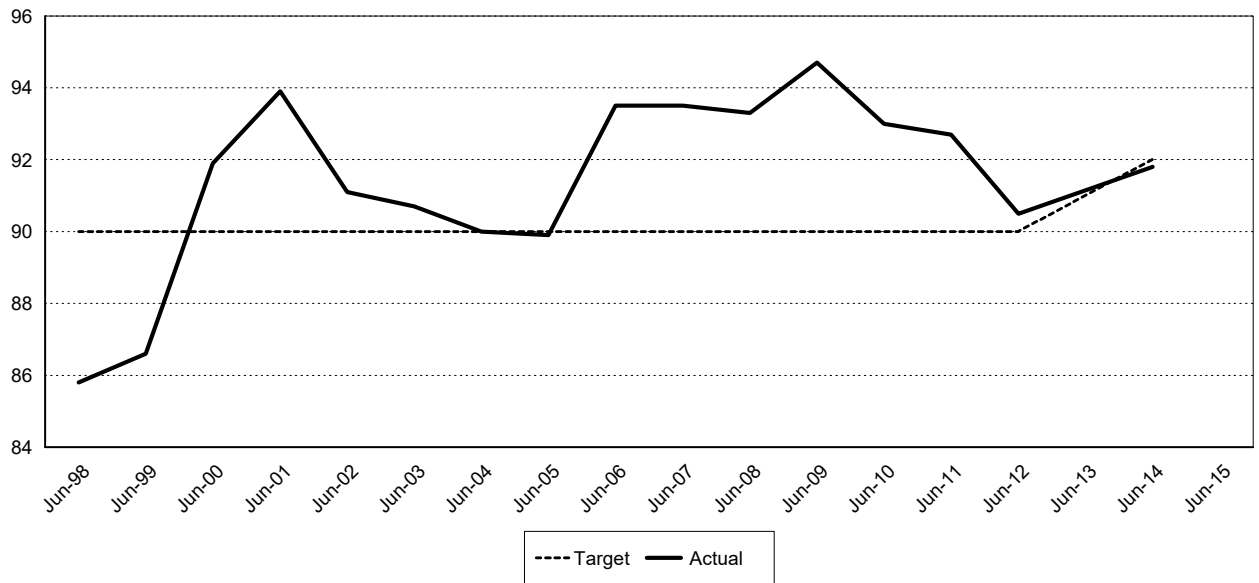
**Expected Results**

To maintain, preserve, and extend the life and utility of prior investments in transportation systems and services.



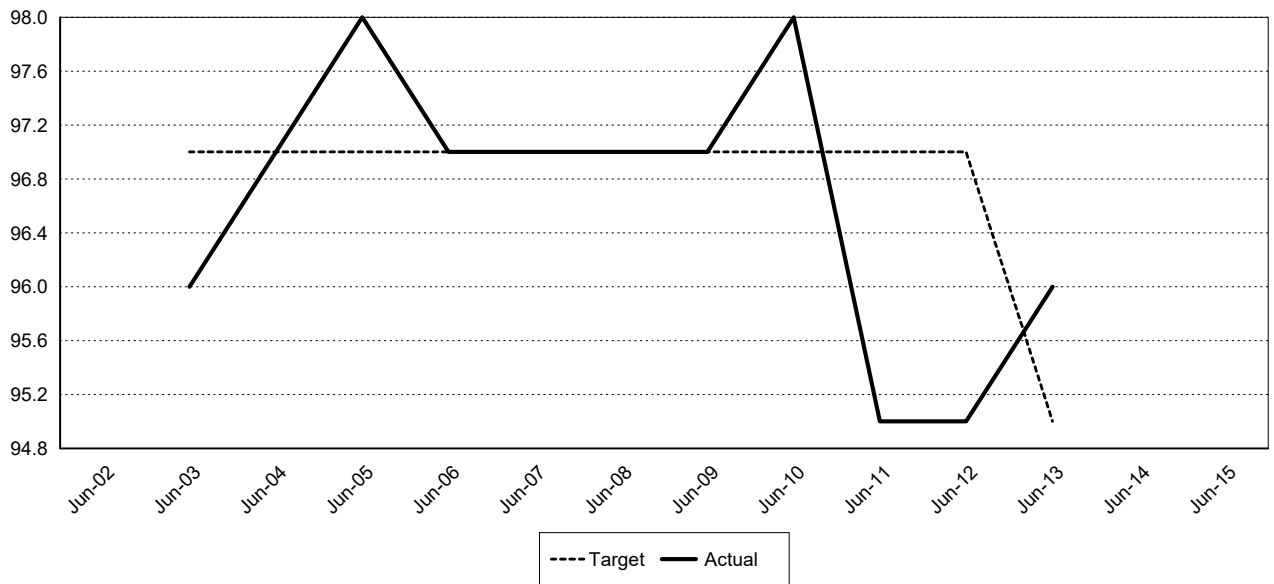
Percent

001882 - Percent of highway pavement in fair or better condition



Percent

001883 - Percent of state bridges in fair or better condition



**P0C2 Bridge Preservation**

This activity provides funds to preserve, replace, and rehabilitate bridges and other highway structures. Work includes painting, bridge deck repairs, and seismic protections. The focus is to preserve the operational and structural integrity of bridges and structures and reduce the risk of catastrophic bridge failure from natural causes.



**Program P0C - Preservation**

Account	FY 2020	FY 2021	Biennial Total
<b>FTE</b>	249.4	249.4	249.4
<b>20H Connecting Washington Account</b>			
20H-1 State	\$55,867,000	\$55,867,000	\$111,734,000
<b>108 Motor Vehicle Account</b>			
108-1 State	\$16,986,000	\$16,985,000	\$33,971,000
108-2 Federal	\$79,890,000	\$79,889,000	\$159,779,000
108-7 Private/Local	\$334,000	\$334,000	\$668,000
<b>108 Account Total</b>	<b>\$97,210,000</b>	<b>\$97,208,000</b>	<b>\$194,418,000</b>
<b>16J State Route Number 520 Corridor Account</b>			
16J-1 State	\$272,000	\$272,000	\$544,000
<b>511 Tacoma Narrows Toll Bridge Account</b>			
511-1 State	\$3,953,000	\$3,953,000	\$7,906,000
<b>09H Transportation Partnership Account</b>			
09H-1 State	\$7,585,000	\$7,585,000	\$15,170,000

**Program U00 - Charges From Other Agencies**

Account	FY 2020	FY 2021	Biennial Total
<b>108 Motor Vehicle Account</b>			
108-1 State	\$875,000	\$854,000	\$1,729,000
<b>218 Multimodal Transportation Account</b>			
218-1 State	\$30,000	\$30,000	\$60,000

**Statewide Result Area:** Healthy and Safe Communities  
**Statewide Strategy:** Identify and mitigate risk to public safety

**Expected Results**

To maintain, preserve, and extend the life and utility of prior investments in transportation systems and services.

**P0C3 Other Preservation**

This activity funds the preservation of other facilities and highway features for which the department is responsible, such as basic safety features, rest areas and weigh stations. Projects include rehabilitating drainage systems, stabilizing slopes, restoring safety features related to preservation of paving and bridge structures, and refurbishing existing rest areas and weigh stations to extend their service life.

Appropriation Period: 2019-21 Activity Version: 36 - Working Analyst Supp. Version 6 Sort By: Activity

**Program P0C - Preservation**

Account	FY 2020	FY 2021	Biennial Total
<b>FTE</b>	121.2	121.2	121.2
<b>535 Alaskan Way Viaduct Replacement Project Account</b>			
535-1 State	\$5,000	\$5,000	\$10,000
<b>20H Connecting Washington Account</b>			
20H-1 State	\$22,010,000	\$22,009,000	\$44,019,000
<b>108 Motor Vehicle Account</b>			
108-1 State	\$8,088,000	\$8,089,000	\$16,177,000
108-2 Federal	\$31,753,000	\$31,754,000	\$63,507,000
108-7 Private/Local	\$2,093,000	\$2,092,000	\$4,185,000
<b>108 Account Total</b>	<b>\$41,934,000</b>	<b>\$41,935,000</b>	<b>\$83,869,000</b>
<b>097 Recreational Vehicle Account</b>			
097-1 State	\$872,000	\$872,000	\$1,744,000
<b>09H Transportation Partnership Account</b>			
09H-1 State	\$2,135,000	\$2,134,000	\$4,269,000

**Program U00 - Charges From Other Agencies**

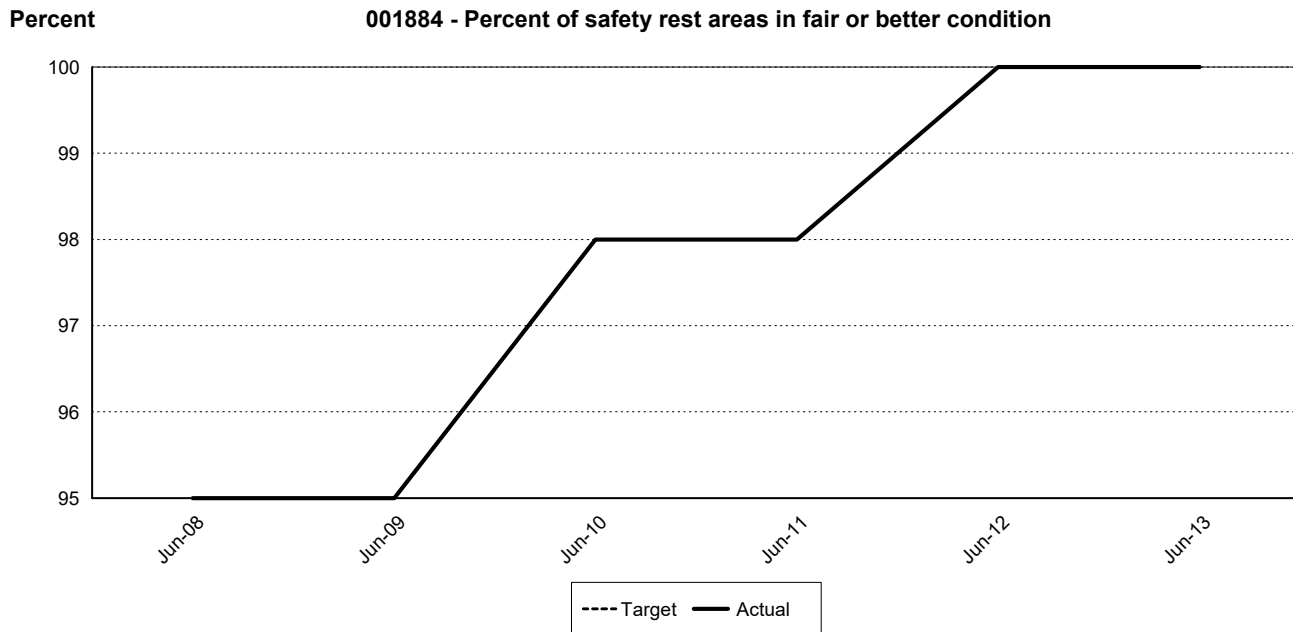
Account	FY 2020	FY 2021	Biennial Total
<b>108 Motor Vehicle Account</b>			
108-1 State	\$467,000	\$455,000	\$922,000
<b>218 Multimodal Transportation Account</b>			
218-1 State	\$16,000	\$16,000	\$32,000

**Statewide Result Area:** Prosperous Economy  
**Statewide Strategy:** Preserve and maintain state, regional and local transportation systems

**Expected Results**

To maintain, preserve, and extend the life and utility of prior investments in transportation systems and services.





**Q001 Traffic Operations Mobility and Safety Services**

This activity is directed at maximizing highway transportation system efficiency, and working toward ensuring the safe use and operation of the highway system. The activity includes, but is not limited to, the following: traffic management centers; high occupancy vehicle operation and analysis; express lane and ramp meter operation and analysis; commercial vehicle information systems and networks; traffic signal operations; 511 traveler information; outdoor advertising control; radio operations; and safety investigations and responding to public concerns.

**Program Q00 - Traffic Operations-Operating**

Account	FY 2020	FY 2021	Biennial Total
<b>FTE</b>	181.2	185.5	183.4
<b>108 Motor Vehicle Account</b>			
108-1 State	\$23,033,000	\$23,616,000	\$46,649,000
108-2 Federal	\$1,025,000	\$1,025,000	\$2,050,000
108-7 Private/Local	\$125,000	\$125,000	\$250,000
<b>108 Account Total</b>	<b>\$24,183,000</b>	<b>\$24,766,000</b>	<b>\$48,949,000</b>

**Program U00 - Charges From Other Agencies**

Account	FY 2020	FY 2021	Biennial Total
<b>108 Motor Vehicle Account</b>			
108-1 State	\$954,000	\$930,000	\$1,884,000
<b>218 Multimodal Transportation Account</b>			
218-1 State	\$32,000	\$33,000	\$65,000

Statewide Result Area: **Prosperous Economy**

**Statewide Strategy:** Manage mobility system demand and maximize operations

**Expected Results**

To improve the predictable movement of goods and people throughout the system.

**Q002 Incident Response**

This activity minimizes the traffic impact of disabled vehicles, collisions, and other roadway incidents through early detection and quick clearance. Its main function is clearing roads and helping drivers to restore the normal flow of traffic as safely and quickly as possible. The activity also maintains operational readiness to respond to and expedite the safe clearance of major traffic incidents in cooperation and coordination with other responding entities under the National Incident Traffic Management System.

*Program Q00 - Traffic Operations-Operating*

Account	FY 2020	FY 2021	Biennial Total
FTE	46.0	46.0	46.0
<b>108 Motor Vehicle Account</b>			
108-1 State	\$7,329,000	\$7,514,000	\$14,843,000

*Program U00 - Charges From Other Agencies*

Account	FY 2020	FY 2021	Biennial Total
<b>108 Motor Vehicle Account</b>			
108-1 State	\$239,000	\$233,000	\$472,000
<b>218 Multimodal Transportation Account</b>			
218-1 State	\$8,000	\$8,000	\$16,000

**Statewide Result Area:** Prosperous Economy

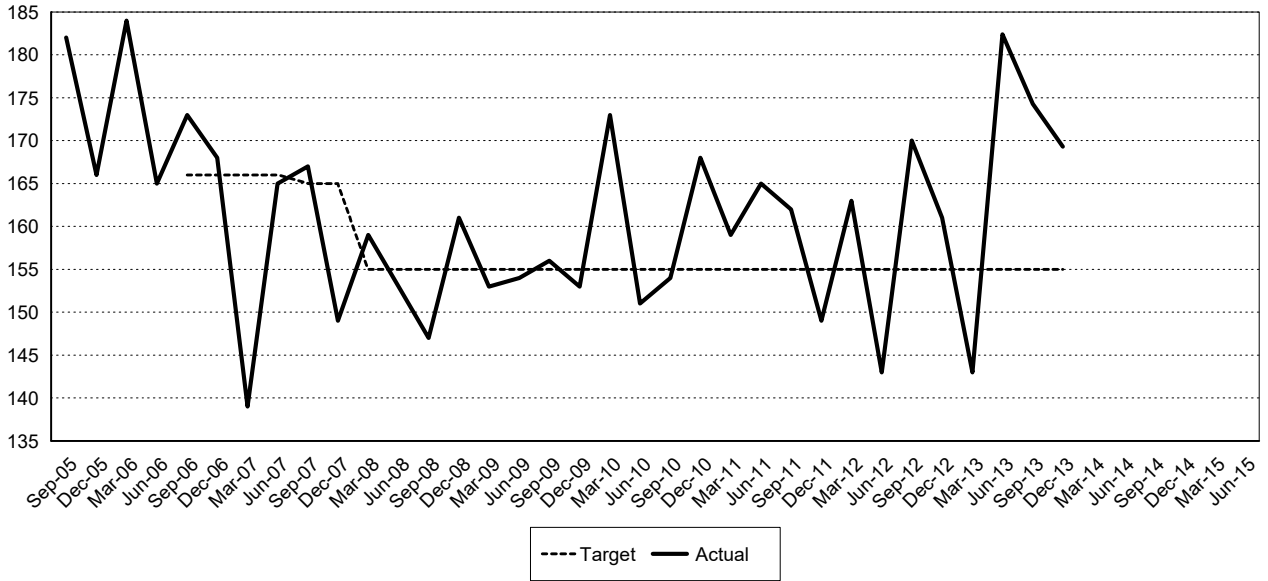
**Statewide Strategy:** Manage mobility system demand and maximize operations

**Expected Results**

To improve the predictable movement of goods and people throughout the system.



**Number**                      **001886 - Average clearance times for major incidents lasting longer than 90 minutes**



**Q003      Low Cost Enhancements**

This activity includes low cost/high return projects that can be implemented quickly to improve the operational safety or reduce congestion on the highway system. Projects generally target problem areas identified in either the priority programming process, or by constituents, or elected officials. This activity can also be used to respond quickly to emerging issues related to roadway safety. Typical projects include: traffic control signing improvements; roadway striping, rumble strip installation or other road marking improvements; installation or improvement of traffic signals or other electronic devices; and roadway access control through channelization or lane reconfiguration.

**Program Q00 - Traffic Operations-Operating**

Account	FY 2020	FY 2021	Biennial Total
<b>FTE</b>	18.0	18.0	18.0
<b>108 Motor Vehicle Account</b>			
108-1 State	\$4,537,000	\$4,652,000	\$9,189,000

**Program U00 - Charges From Other Agencies**

Account	FY 2020	FY 2021	Biennial Total
<b>108 Motor Vehicle Account</b>			
108-1 State	\$94,000	\$91,000	\$185,000
<b>218 Multimodal Transportation Account</b>			
218-1 State	\$3,000	\$3,000	\$6,000

**Statewide Result Area: Prosperous Economy**  
**Statewide Strategy: Manage mobility system demand and maximize operations**

**Expected Results**

To improve the predictable movement of goods and people throughout the system.

**Q00C Traffic Operations Capital Construction**

This activity constructs Intelligent Transportation System (ITS) projects that improve traveler information and provide safety and congestion relief to the traveling public by applying advanced technology to the transportation system. Typical capital projects include: traffic cameras; variable message signs; highway advisory radios; road/weather information systems; ramp meters; traffic data collectors; and traffic management centers.

*Program Q0C - Traffic Operations - Capital*

Account	FY 2020	FY 2021	Biennial Total
<b>FTE</b>	10.3	10.3	10.3
<b>108 Motor Vehicle Account</b>			
108-1 State	\$3,656,000	\$3,655,000	\$7,311,000
108-2 Federal	\$2,666,000	\$2,665,000	\$5,331,000
108-7 Private/Local	\$250,000	\$250,000	\$500,000
<b>108 Account Total</b>	<b>\$6,572,000</b>	<b>\$6,570,000</b>	<b>\$13,142,000</b>

*Program U00 - Charges From Other Agencies*

Account	FY 2020	FY 2021	Biennial Total
<b>108 Motor Vehicle Account</b>			
108-1 State	\$54,000	\$52,000	\$106,000
<b>218 Multimodal Transportation Account</b>			
218-1 State	\$2,000	\$2,000	\$4,000

**Statewide Result Area: Prosperous Economy**

**Statewide Strategy: Manage mobility system demand and maximize operations**

**Expected Results**

To improve the predictable movement of goods and people through the system.

**S001 Transportation Management and Support**

This activity provides agency-wide executive management and support service functions. The functions funded in this program benefit the whole organization; they cannot easily be tied to any one product produced by the department but, instead, support all product and service delivery.

Appropriation Period: 2019-21 Activity Version: 36 - Working Analyst Supp. Version 6 Sort By: Activity

**Program S00 - Transportation Management and Support**

Account	FY 2020	FY 2021	Biennial Total
<b>FTE</b>	180.7	184.8	182.8
<b>108 Motor Vehicle Account</b>			
108-1 State	\$19,001,000	\$19,643,000	\$38,644,000
108-2 Federal	\$690,000	\$690,000	\$1,380,000
108-7 Private/Local	\$250,000	\$250,000	\$500,000
<b>108 Account Total</b>	<b>\$19,941,000</b>	<b>\$20,583,000</b>	<b>\$40,524,000</b>
<b>218 Multimodal Transportation Account</b>			
218-1 State	\$564,000	\$565,000	\$1,129,000
<b>410 Transportation Equipment Account</b>			
410-6 Non-Appropriated	\$87,000	\$88,000	\$175,000

**Program U00 - Charges From Other Agencies**

Account	FY 2020	FY 2021	Biennial Total
<b>108 Motor Vehicle Account</b>			
108-1 State	\$948,000	\$924,000	\$1,872,000
<b>218 Multimodal Transportation Account</b>			
218-1 State	\$32,000	\$33,000	\$65,000

**Statewide Result Area: Prosperous Economy**

**Statewide Strategy: Effective transportation system governance and management**

**Expected Results**

To continuously improve the quality, effectiveness, and efficiency of the transportation system.

**T001 Transportation Planning, Data, and Research**

This activity supports planning functions within the Multimodal Planning Division, as well as Active Transportation, Urban Mobility and Access, Budget and Financial Analysis, Capital Program Development and Management, Freight Systems, Public Transportation, Research, Strategic Assessment and planning units within WSDOT Regions. Federal funds for the State Planning and Research (SPR), provides the data, information, analysis, plans, and research needed by decision makers when making transportation system investment decisions. Units supported by SPR funds collaborate with local governments, regional transportation planning organizations, other state agencies, tribal transportation planners, and federal transportation agencies, to make efficient use of resources as well as provide an integrated transportation system that supports our communities, economy, and environment.

Work conducted includes:

- Statewide and regional multimodal transportation planning;
- Self initiated and legislatively requested corridor studies;
- Financial, statistical, and economic analyses;
- Data activities including the collection and analysis of roadway characteristics and conditions, traffic, bike and pedestrian volumes, vehicle speeds and traffic crashes;
- Mapping and Geographic Information System services;
- Research activities concerning construction and materials, traffic management, environment, design and safety, bridges and structures, security, maintenance, and multimodal transportation.

The Multimodal Planning Division oversees federal (PL) pass through and state appropriated funds that are distributed directly to federal designated Metropolitan Planning Organizations (MPO) and state Regional Transportation Planning Organizations (RTPO) respectively.



Appropriation Period: 2019-21 Activity Version: 36 - Working Analyst Supp. Version 6 Sort By: Activity

### Program T00 - Transportation Planning, Data and Research

Account	FY 2020	FY 2021	Biennial Total
<b>FTE</b>	180.8	192.1	186.5
<b>09F High-Occupancy Toll Lanes Operations Account</b>			
09F-1 State	\$1,500,000	\$1,500,000	\$3,000,000
<b>108 Motor Vehicle Account</b>			
108-1 State	\$14,591,000	\$14,812,000	\$29,403,000
108-2 Federal	\$14,742,000	\$14,743,000	\$29,485,000
108-7 Private/Local	\$400,000	\$400,000	\$800,000
<b>108 Account Total</b>	<b>\$29,733,000</b>	<b>\$29,955,000</b>	<b>\$59,688,000</b>
<b>218 Multimodal Transportation Account</b>			
218-1 State	\$355,000	\$355,000	\$710,000
218-2 Federal	\$1,404,000	\$1,405,000	\$2,809,000
218-7 Private/Local	\$50,000	\$50,000	\$100,000
<b>218 Account Total</b>	<b>\$1,809,000</b>	<b>\$1,810,000</b>	<b>\$3,619,000</b>

### Program U00 - Charges From Other Agencies

Account	FY 2020	FY 2021	Biennial Total
<b>108 Motor Vehicle Account</b>			
108-1 State	\$979,000	\$954,000	\$1,933,000
<b>218 Multimodal Transportation Account</b>			
218-1 State	\$33,000	\$34,000	\$67,000

**Statewide Result Area:** Prosperous Economy

**Statewide Strategy:** Manage mobility system demand and maximize operations

#### Expected Results

To continuously improve the quality, effectiveness, and efficiency of the transportation system.

### V001 Provide Rural and Special Needs Transportation Services

This activity administers state and federal grants awarded to public and private transportation organizations serving rural communities, the elderly, and persons with disabilities and provides the overall administration, policy development, and reporting for public transportation programs. Staff is responsible for planning and providing technical assistance to public and private transportation organizations, including transit agencies and local jurisdictions. Staff also provide support for improved coordination of transportation throughout the state.

Appropriation Period: 2019-21 Activity Version: 36 - Working Analyst Supp. Version 6 Sort By: Activity

### Program U00 - Charges From Other Agencies

Account	FY 2020	FY 2021	Biennial Total
<b>108 Motor Vehicle Account</b>			
108-1 State	\$63,000	\$62,000	\$125,000
<b>218 Multimodal Transportation Account</b>			
218-1 State	\$2,000	\$2,000	\$4,000

### Program V00 - Public Transportation

Account	FY 2020	FY 2021	Biennial Total
FTE	4.0	4.0	4.0
<b>218 Multimodal Transportation Account</b>			
218-1 State	\$40,011,000	\$40,011,000	\$80,022,000
218-2 Federal	\$1,264,000	\$1,141,000	\$2,405,000
<b>218 Account Total</b>	<b>\$41,275,000</b>	<b>\$41,152,000</b>	<b>\$82,427,000</b>

**Statewide Result Area:** Prosperous Economy  
**Statewide Strategy:** Preserve and maintain state, regional and local transportation systems

#### Expected Results

To improve the predictable movement of goods and people throughout the system.

### V002 Trips with Public Transportation Choices

This activity administers a competitive grant process to fund projects that maximize and increase the efficiency of transportation corridors, working statewide to improve connections and integrate public transportation and highway systems. State and federal grants are awarded to public transportation organizations, local jurisdictions, and major employers for public transportation projects focused on trip reduction, ridesharing, and vanpooling. Staff is responsible for administering the statewide Commute Trip Reduction program and its distribution of funds, as well as a vanpool grant program for public transit agencies to add vanpool vehicles to their fleet. Staff also provides technical assistance, coordination, trip reduction strategies, and educational materials to the public, the department's regional offices, local and regional jurisdictions, and public transportation providers. These efforts support statewide programs to reduce single-occupancy vehicle use and vehicle miles traveled. This activity also includes the statewide oversight of safety and security functions for local rail transit systems.

Appropriation Period: 2019-21 Activity Version: 36 - Working Analyst Supp. Version 6 Sort By: Activity

### Program U00 - Charges From Other Agencies

Account	FY 2020	FY 2021	Biennial Total
<b>108 Motor Vehicle Account</b>			
108-1 State	\$65,000	\$63,000	\$128,000
<b>218 Multimodal Transportation Account</b>			
218-1 State	\$2,000	\$2,000	\$4,000

### Program V00 - Public Transportation

Account	FY 2020	FY 2021	Biennial Total
FTE	18.6	22.8	20.7
<b>218 Multimodal Transportation Account</b>			
218-1 State	\$24,186,000	\$24,346,000	\$48,532,000
218-2 Federal	\$523,000	\$646,000	\$1,169,000
<b>218 Account Total</b>	<b>\$24,709,000</b>	<b>\$24,992,000</b>	<b>\$49,701,000</b>
<b>11B Regional Mobility Grant Program Account</b>			
11B-1 State	\$48,316,000	\$48,314,000	\$96,630,000
<b>153 Rural Mobility Grant Program Account</b>			
153-1 State	\$16,111,000	\$16,112,000	\$32,223,000
<b>045 State Vehicle Parking Account</b>			
045-1 State	\$392,000	\$392,000	\$784,000

**Statewide Result Area:** Prosperous Economy

**Statewide Strategy:** Manage mobility system demand and maximize operations

#### Expected Results

To improve the predictable movement of goods and people throughout the system.

### W1C3 Ferry Preservation - Terminals

This activity supports the statewide mobility of people, goods, and services by preserving ferry system terminals that facilitate users of the transportation system moving between marine and land modes of travel. A terminal capital preservation project extends the life of an existing facility without significantly changing its use. Its focus is refurbishment or replacement of the systems making up the terminal that have reached the end of their life cycles. Examples of these systems include trestles, towers, transfer spans, bridge seats, dolphins, wingwalls, buildings, vehicle holding areas, and toll booths.

Appropriation Period: 2019-21 Activity Version: 36 - Working Analyst Supp. Version 6 Sort By: Activity

**Program U00 - Charges From Other Agencies**

Account	FY 2020	FY 2021	Biennial Total
<b>108 Motor Vehicle Account</b>			
108-1 State	\$221,000	\$216,000	\$437,000
<b>218 Multimodal Transportation Account</b>			
218-1 State	\$7,000	\$8,000	\$15,000

**Program W0C - Washington State Ferries - Capital**

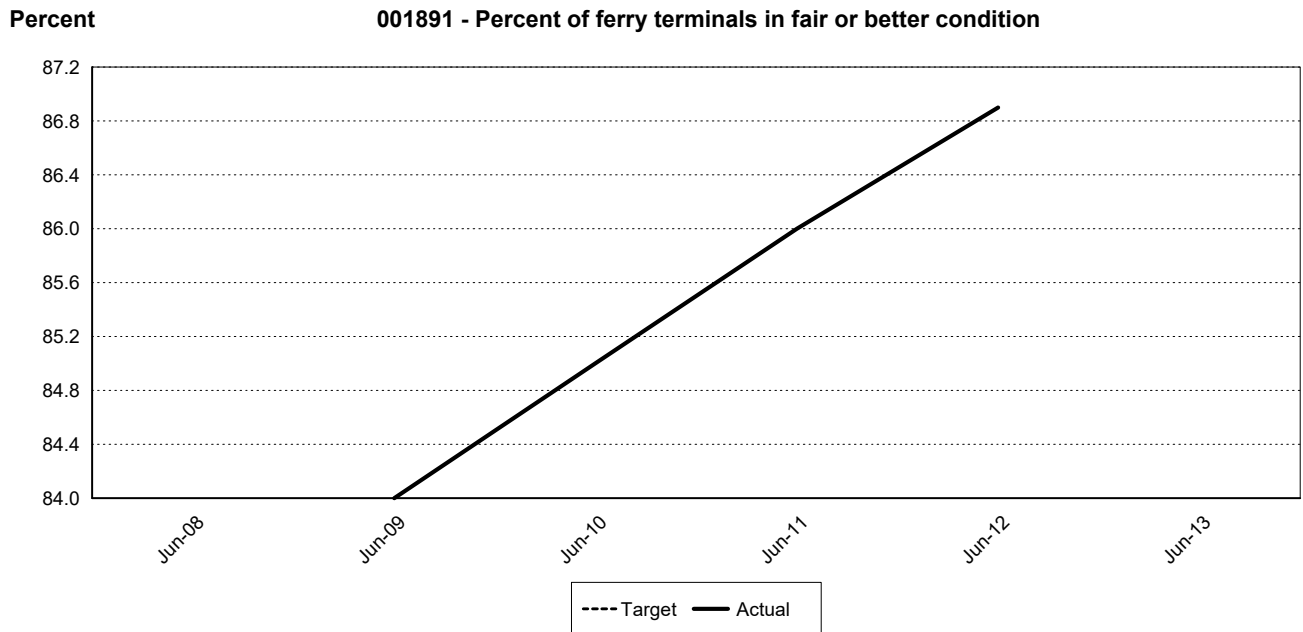
Account	FY 2020	FY 2021	Biennial Total
FTE	63.3	63.3	63.3
<b>20H Connecting Washington Account</b>			
20H-1 State	\$16,545,000	\$16,546,000	\$33,091,000
<b>099 Puget Sound Capital Construction Account</b>			
099-1 State	\$9,800,000	\$9,800,000	\$19,600,000
099-2 Federal	\$39,949,000	\$39,949,000	\$79,898,000
<b>099 Account Total</b>	<b>\$49,749,000</b>	<b>\$49,749,000</b>	<b>\$99,498,000</b>
<b>09H Transportation Partnership Account</b>			
09H-1 State	\$2,468,000	\$2,468,000	\$4,936,000

**Statewide Result Area:** Prosperous Economy  
**Statewide Strategy:** Preserve and maintain state, regional and local transportation systems

**Expected Results**

To maintain, preserve, and extend the life and utility of prior investments in transportation systems and services.





### W1C4 Ferry Improvements - Terminals

This activity supports the statewide mobility of people, goods, and services by building new terminals, increasing existing terminal throughput capacity and connectivity to other modes of travel, improving terminal conditions, accommodating changes in service or clientele, promoting efficient and effective operation of the ferry system, achieving cost savings and generating new revenue, protecting the environment, ensuring the safety of people and property, and responding to emergencies. Examples of this type of activity include building a new multimodal terminal, adding a new operating slip to facilitate more vessel landings and sailings, expanding vehicle holding lanes, building a pedestrian bridge from the ferry terminal to a commuter rail station, building a food court inside a terminal building, replanting eel grass displaced by expansion of a terminal's footprint, and implementing safety systems either voluntarily or in accordance with regulatory agency mandates.

Appropriation Period: 2019-21 Activity Version: 36 - Working Analyst Supp. Version 6 Sort By: Activity

**Program U00 - Charges From Other Agencies**

Account	FY 2020	FY 2021	Biennial Total
<b>108 Motor Vehicle Account</b>			
108-1 State	\$128,000	\$125,000	\$253,000
<b>218 Multimodal Transportation Account</b>			
218-1 State	\$4,000	\$4,000	\$8,000

**Program W0C - Washington State Ferries - Capital**

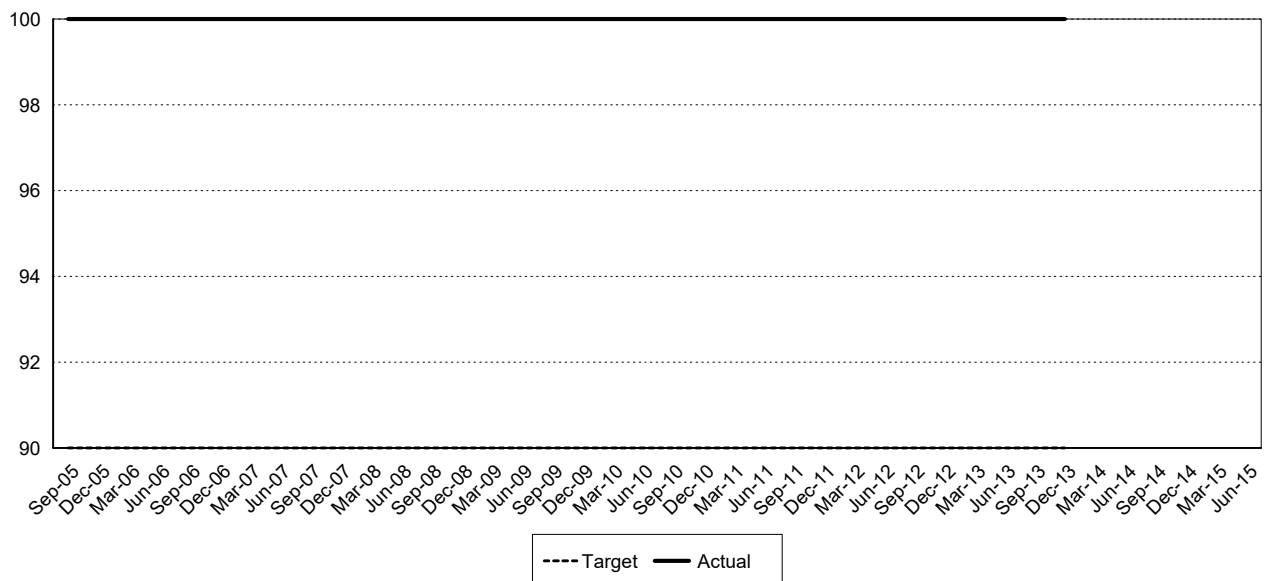
Account	FY 2020	FY 2021	Biennial Total
FTE	41.7	41.6	41.7
<b>20H Connecting Washington Account</b>			
20H-1 State	\$29,838,000	\$29,837,000	\$59,675,000
<b>099 Puget Sound Capital Construction Account</b>			
099-1 State	\$14,521,000	\$14,521,000	\$29,042,000
099-7 Private/Local	\$175,000	\$175,000	\$350,000
<b>099 Account Total</b>	<b>\$14,696,000</b>	<b>\$14,696,000</b>	<b>\$29,392,000</b>

**Statewide Result Area:** Prosperous Economy  
**Statewide Strategy:** Preserve and maintain state, regional and local transportation systems

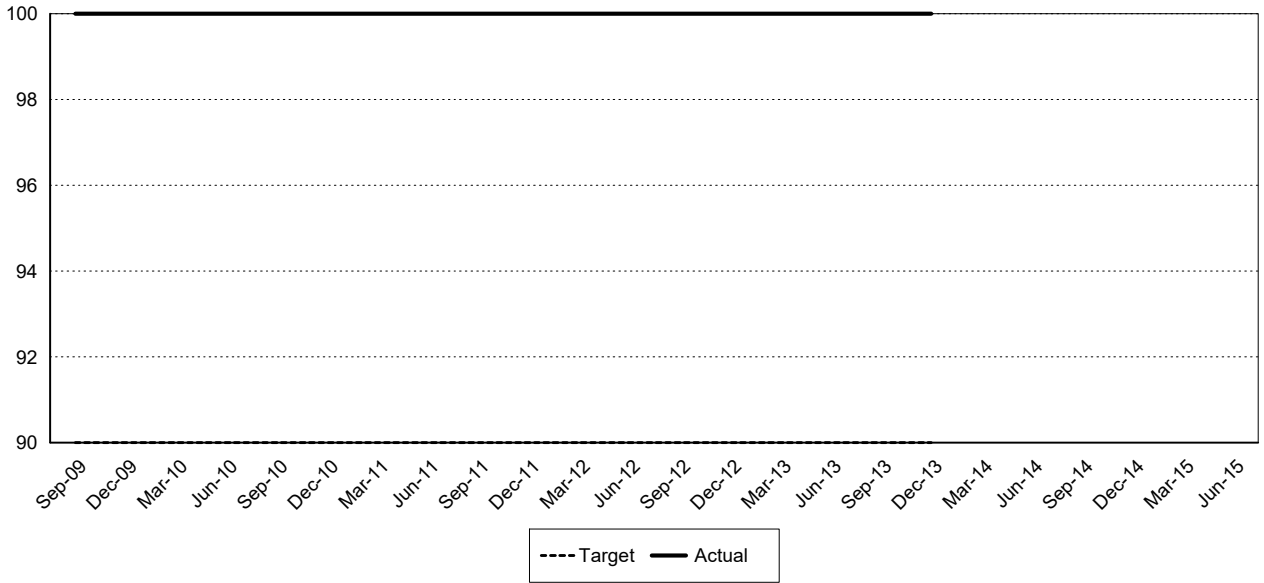
**Expected Results**

To improve the predictable movement of goods and people throughout the system.

**Percent 001892 - Percent of major ferry terminal improvement projects completed on time**



**Percent 001893 - Percent of major ferry terminal improvements completed on budget**



**W2C3 Ferry Preservation - Vessels**

This activity supports the statewide mobility of people, goods, and services by preserving the systems that comprise the vessels that provide the public with marine transportation services. A vessel preservation project refurbishes or replaces the systems making up the vessel that have reached the end of their life cycles. This type of investment extends the lives of existing vessel systems without significantly changing their uses. Examples of these systems include the hull, engines, propulsion controls, sprinkler piping, radars, auto decks, and passenger spaces.

**Program U00 - Charges From Other Agencies**

Account	FY 2020	FY 2021	Biennial Total
<b>108 Motor Vehicle Account</b>			
108-1 State	\$170,000	\$166,000	\$336,000
<b>218 Multimodal Transportation Account</b>			
218-1 State	\$6,000	\$6,000	\$12,000

**Program W0C - Washington State Ferries - Capital**

Account	FY 2020	FY 2021	Biennial Total
FTE	17.4	17.4	17.4
<b>099 Puget Sound Capital Construction Account</b>			
099-1 State	\$7,461,000	\$7,461,000	\$14,922,000
099-2 Federal	\$26,079,000	\$26,080,000	\$52,159,000
<b>099 Account Total</b>	<b>\$33,540,000</b>	<b>\$33,541,000</b>	<b>\$67,081,000</b>





Appropriation Period: 2019-21 Activity Version: 36 - Working Analyst Supp. Version 6 Sort By: Activity

**Program U00 - Charges From Other Agencies**

Account	FY 2020	FY 2021	Biennial Total
<b>108 Motor Vehicle Account</b>			
108-1 State	\$136,000	\$132,000	\$268,000
<b>218 Multimodal Transportation Account</b>			
218-1 State	\$5,000	\$5,000	\$10,000

**Program W0C - Washington State Ferries - Capital**

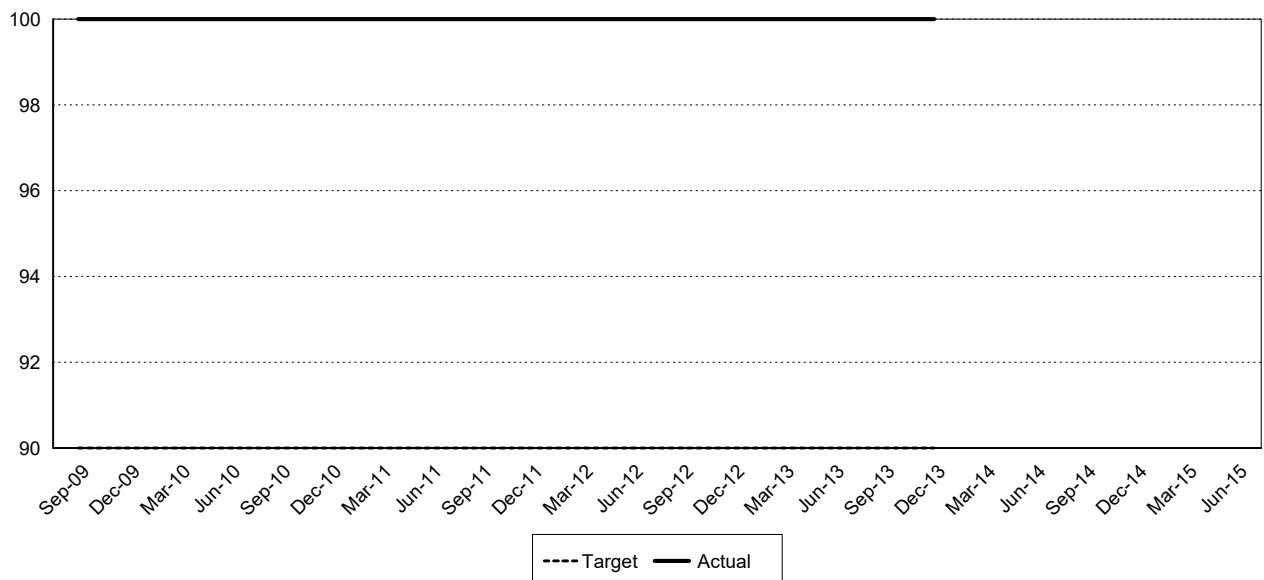
Account	FY 2020	FY 2021	Biennial Total
FTE	41.6	41.7	41.7
<b>18J Capital Vessel Replacement Account</b>			
18J-1 State	\$49,500,000	\$49,500,000	\$99,000,000
<b>099 Puget Sound Capital Construction Account</b>			
099-1 State	\$23,756,000	\$23,756,000	\$47,512,000
099-2 Federal	\$4,847,000	\$4,846,000	\$9,693,000
<b>099 Account Total</b>	<b>\$28,603,000</b>	<b>\$28,602,000</b>	<b>\$57,205,000</b>

**Statewide Result Area: Prosperous Economy**  
**Statewide Strategy: Preserve and maintain state, regional and local transportation systems**

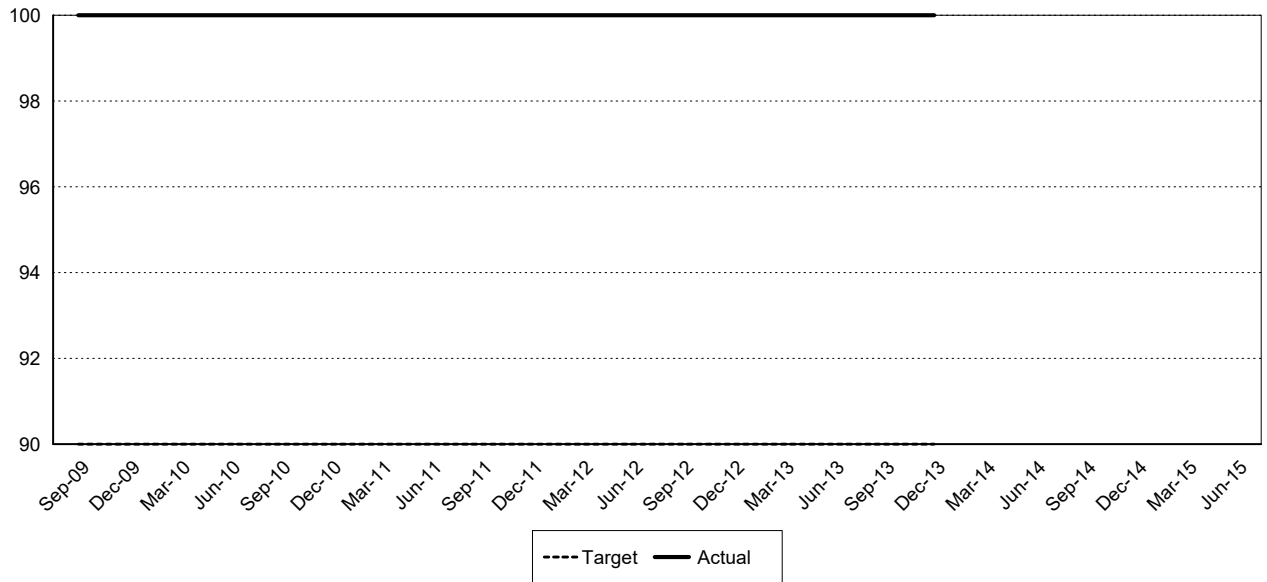
**Expected Results**

To improve the predictable movement of goods and people throughout the system.

**Percent 001896 - Percent of major ferry vessel construction and improvement projects completed on budget**



**Percent**      **001895 - Percent of major ferry vessel construction and improvement projects completed on time**



**X101 Ferry Operations - Vessels**

This activity directly supports the legislatively-approved service schedule and service hours for the ferry system. It includes labor, fuel, and materials for deck and engine operations of the fleet.

*Program U00 - Charges From Other Agencies*

Account	FY 2020	FY 2021	Biennial Total
<b>108 Motor Vehicle Account</b>			
108-1 State	\$6,072,000	\$5,922,000	\$11,994,000
<b>218 Multimodal Transportation Account</b>			
218-1 State	\$207,000	\$207,000	\$414,000

*Program X00 - Washington State Ferries*

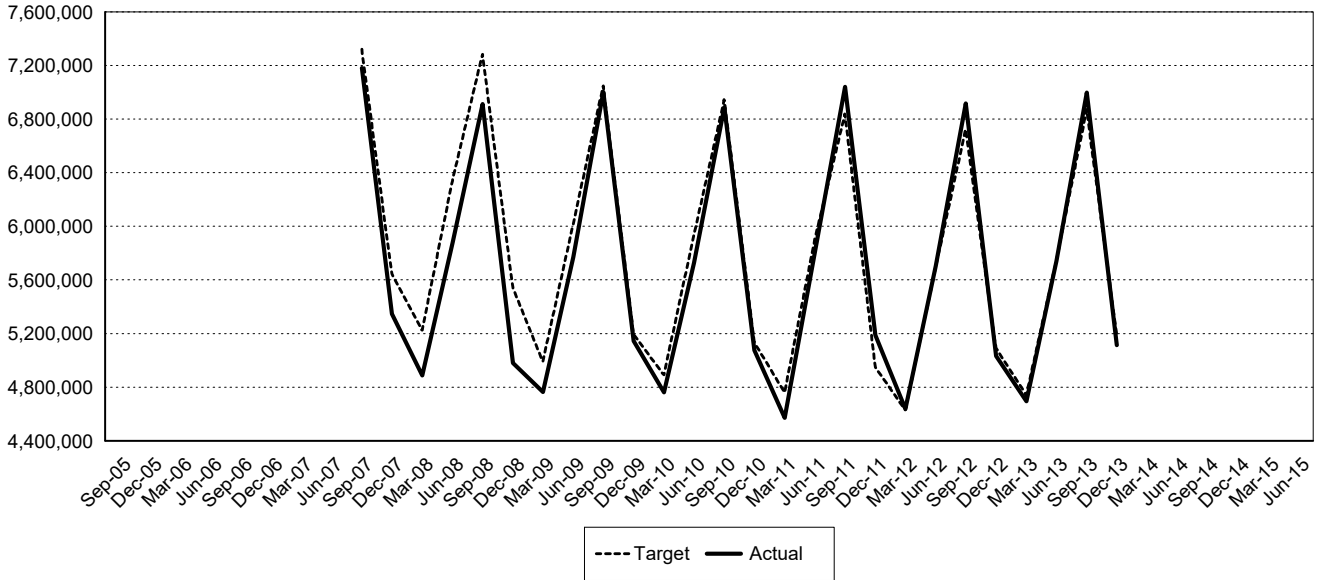
Account	FY 2020	FY 2021	Biennial Total
<b>FTE</b>	1,152.8	1,185.9	1,169.4
<b>108 Motor Vehicle Account</b>			
108-1 State	\$84,000	\$85,000	\$169,000
<b>109 Puget Sound Ferry Operations Account</b>			
109-1 State	\$184,746,000	\$184,089,000	\$368,835,000

**Statewide Result Area:** Prosperous Economy  
**Statewide Strategy:** Preserve and maintain state, regional and local transportation systems

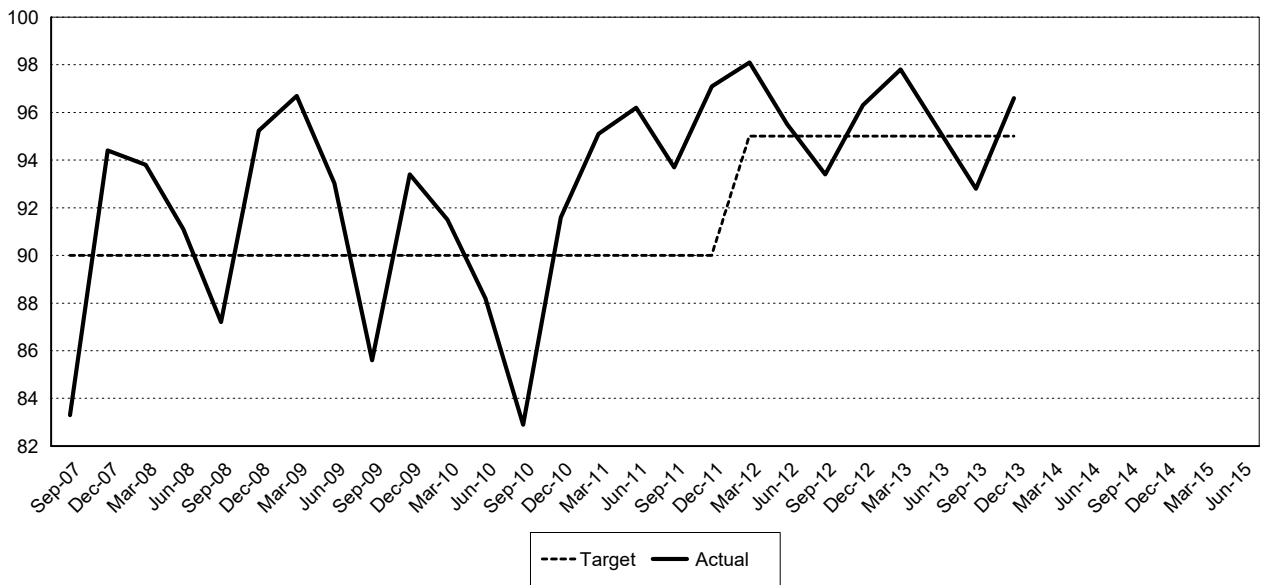
Expected Results

To improve the predictable movement of goods and people throughout the system.

Number 001897 - Number of ferry passengers served



Percent 001898 - Percent of ferry trips departing on time



X201 Ferry Operations - Terminals

*Appropriation Period: 2019-21 Activity Version: 36 - Working Analyst Supp. Version 6 Sort By: Activity*

This activity directly supports the legislatively approved service schedule and service hours for the ferry system. It includes labor and materials for terminal operations, revenue collection costs, traffic control costs and costs for contracted terminal agents in the San Juan Islands and at Sidney, British Columbia..

**Program U00 - Charges From Other Agencies**

<b>Account</b>	<b>FY 2020</b>	<b>FY 2021</b>	<b>Biennial Total</b>
<b>108 Motor Vehicle Account</b>			
108-1 State	\$1,888,000	\$1,841,000	\$3,729,000
<b>218 Multimodal Transportation Account</b>			
218-1 State	\$64,000	\$65,000	\$129,000

**Program X00 - Washington State Ferries**

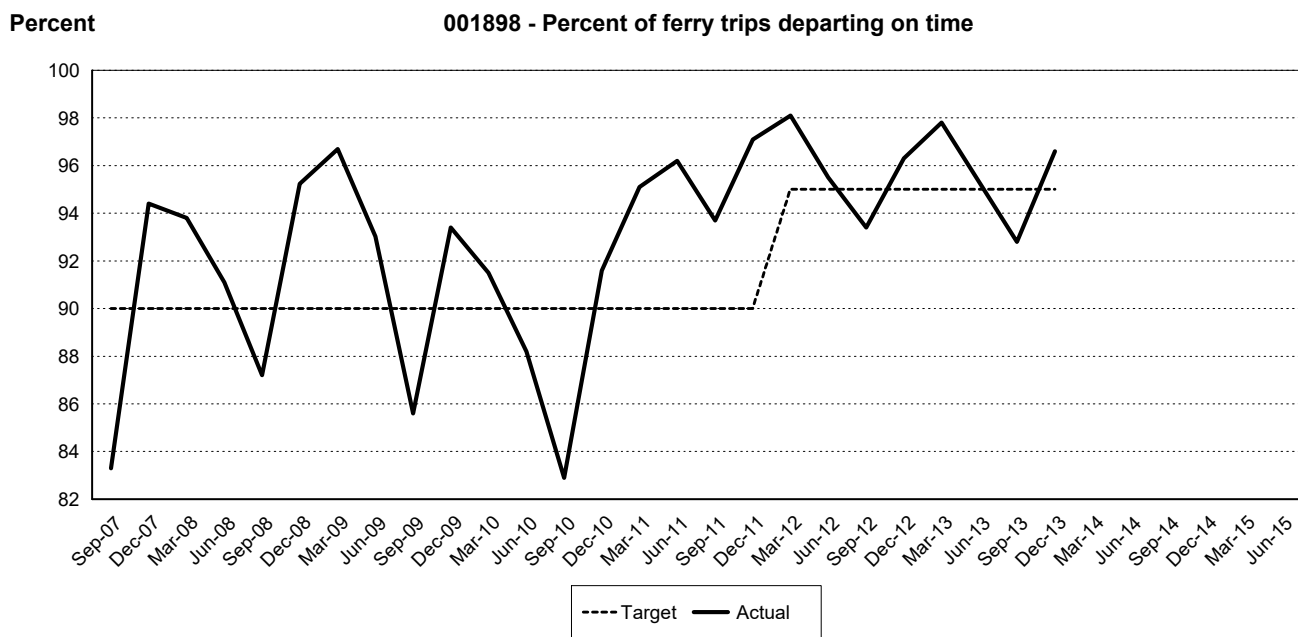
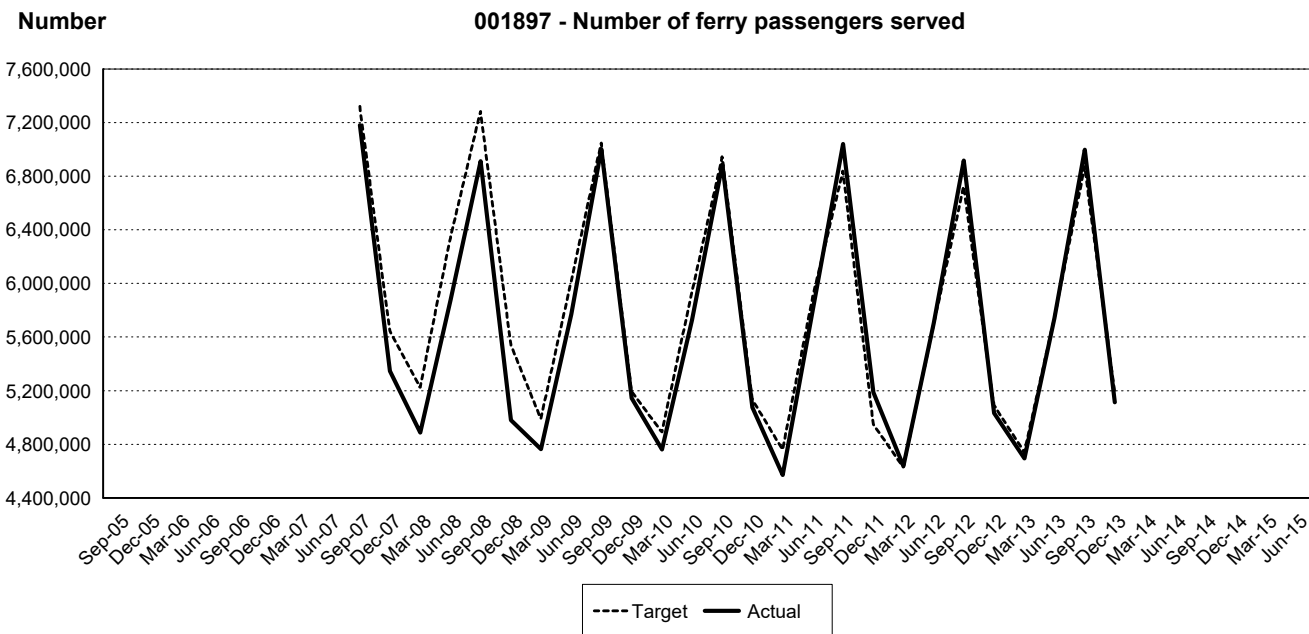
<b>Account</b>	<b>FY 2020</b>	<b>FY 2021</b>	<b>Biennial Total</b>
FTE	367.4	366.6	367.0
<b>108 Motor Vehicle Account</b>			
108-1 State	\$26,000	\$27,000	\$53,000
<b>109 Puget Sound Ferry Operations Account</b>			
109-1 State	\$43,347,000	\$44,904,000	\$88,251,000
109-7 Private/Local	\$8,000	\$9,000	\$17,000
<b>109 Account Total</b>	<b>\$43,355,000</b>	<b>\$44,913,000</b>	<b>\$88,268,000</b>

**Statewide Result Area:** Prosperous Economy  
**Statewide Strategy:** Preserve and maintain state, regional and local transportation systems

**Expected Results**

To improve the predictable movement of goods and people throughout the system.





**X401 Ferry Maintenance - Vessels**

This activity includes labor, materials, repair contracts, and miscellaneous costs associated with vessel maintenance. It also includes the labor costs for engine room crews when vessels are in maintenance or lay-up status. Vessel maintenance is accomplished by Washington State Ferries at its dedicated maintenance facility at Eagle Harbor. Larger vessel maintenance contracts and drydockings are performed at commercial shipyards around Puget Sound.

**Program U00 - Charges From Other Agencies**

Account	FY 2020	FY 2021	Biennial Total
<b>108 Motor Vehicle Account</b>			
108-1 State	\$756,000	\$738,000	\$1,494,000
<b>218 Multimodal Transportation Account</b>			
218-1 State	\$26,000	\$26,000	\$52,000

**Program X00 - Washington State Ferries**

Account	FY 2020	FY 2021	Biennial Total
FTE	139.4	146.8	143.1
<b>108 Motor Vehicle Account</b>			
108-1 State	\$10,000	\$9,000	\$19,000
<b>109 Puget Sound Ferry Operations Account</b>			
109-1 State	\$27,772,000	\$28,255,000	\$56,027,000
109-2 Federal	\$3,966,000	\$3,966,000	\$7,932,000
<b>109 Account Total</b>	<b>\$31,738,000</b>	<b>\$32,221,000</b>	<b>\$63,959,000</b>

**Statewide Result Area: Prosperous Economy**  
**Statewide Strategy: Preserve and maintain state, regional and local transportation systems**

**Expected Results**

To maintain, preserve, and extend the life and utility of prior investments in transportation systems and services.

**001894 - Percent of ferry vessel systems in fair or better condition**



**X601 Ferry Maintenance - Terminals**

This activity includes labor, materials, repair contracts, and miscellaneous costs associated with terminal maintenance. Terminal maintenance includes routine asset maintenance and inspection performed by Eagle Harbor maintenance facility staff, and contracted maintenance for major maintenance needs.

**Program U00 - Charges From Other Agencies**

Account	FY 2020	FY 2021	Biennial Total
<b>108 Motor Vehicle Account</b>			
108-1 State	\$360,000	\$351,000	\$711,000
<b>218 Multimodal Transportation Account</b>			
218-1 State	\$12,000	\$12,000	\$24,000

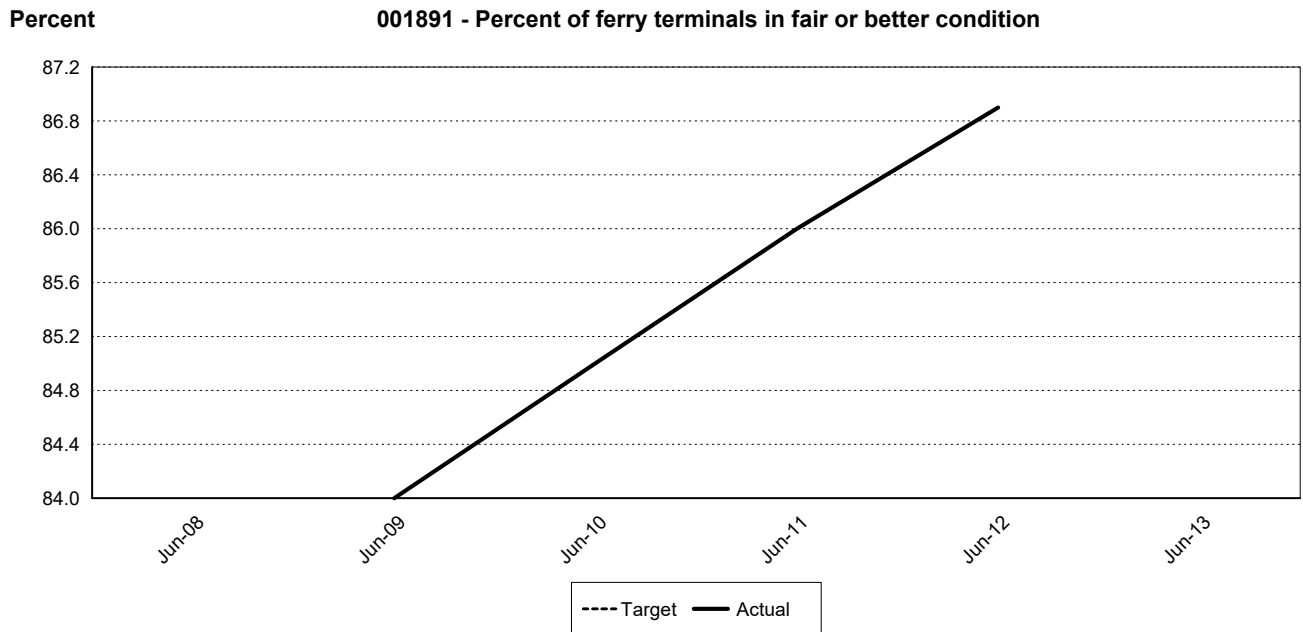
**Program X00 - Washington State Ferries**

Account	FY 2020	FY 2021	Biennial Total
FTE	74.8	70.6	72.7
<b>108 Motor Vehicle Account</b>			
108-1 State	\$5,000	\$4,000	\$9,000
<b>109 Puget Sound Ferry Operations Account</b>			
109-1 State	\$13,512,000	\$14,121,000	\$27,633,000
109-7 Private/Local	\$52,000	\$52,000	\$104,000
<b>109 Account Total</b>	<b>\$13,564,000</b>	<b>\$14,173,000</b>	<b>\$27,737,000</b>

**Statewide Result Area:** Prosperous Economy  
**Statewide Strategy:** Preserve and maintain state, regional and local transportation systems

**Expected Results**

To maintain, preserve, and extend the life and utility of prior investments in transportation systems and services.



**Y001 Rail Passenger and Freight Operations**

This activity is responsible for funding, planning, and implementing rail passenger and freight service. Funds support operation of state sponsored service between Vancouver, British Columbia and Portland, Oregon; and maintaining state owned trains used for state sponsored operations.

*Program U00 - Charges From Other Agencies*

Account	FY 2020	FY 2021	Biennial Total
<b>108 Motor Vehicle Account</b>			
108-1 State	\$73,000	\$71,000	\$144,000
<b>218 Multimodal Transportation Account</b>			
218-1 State	\$2,000	\$3,000	\$5,000

*Program Y00 - Rail - Operating*

Account	FY 2020	FY 2021	Biennial Total
FTE	13.8	16.1	15.0
<b>218 Multimodal Transportation Account</b>			
218-1 State	\$35,259,000	\$40,317,000	\$75,576,000
218-2 Federal	\$250,000	\$250,000	\$500,000
218-7 Private/Local	\$358,000	\$359,000	\$717,000
<b>218 Account Total</b>	<b>\$35,867,000</b>	<b>\$40,926,000</b>	<b>\$76,793,000</b>

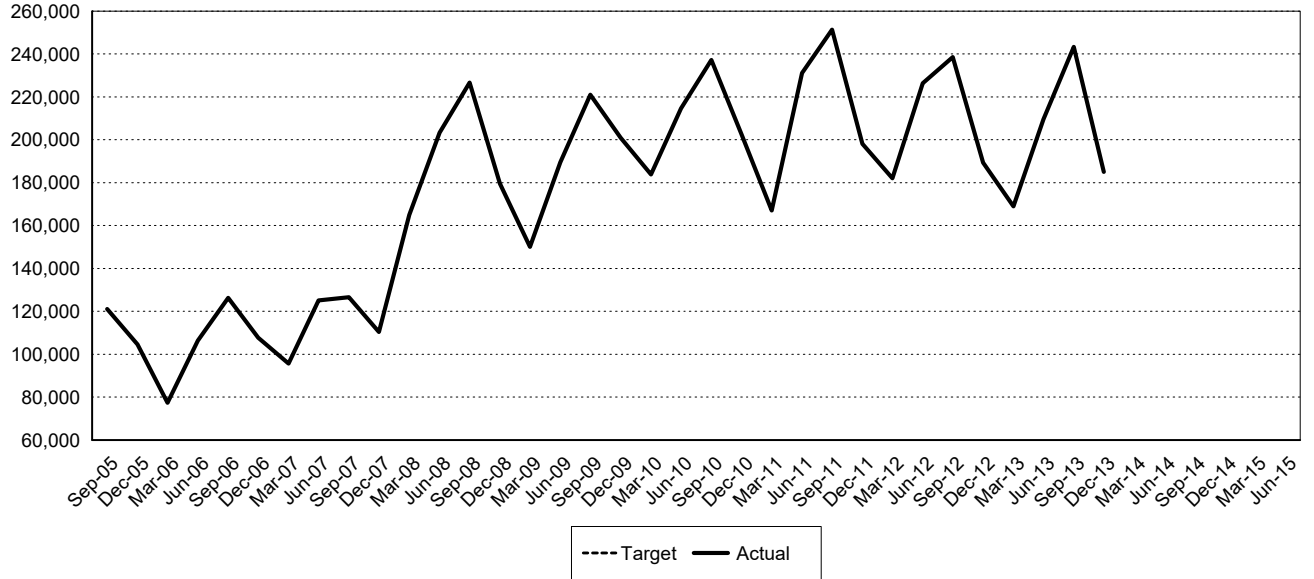
**Statewide Result Area:** Prosperous Economy  
**Statewide Strategy:** Enhance mobility system quality and service

**Expected Results**

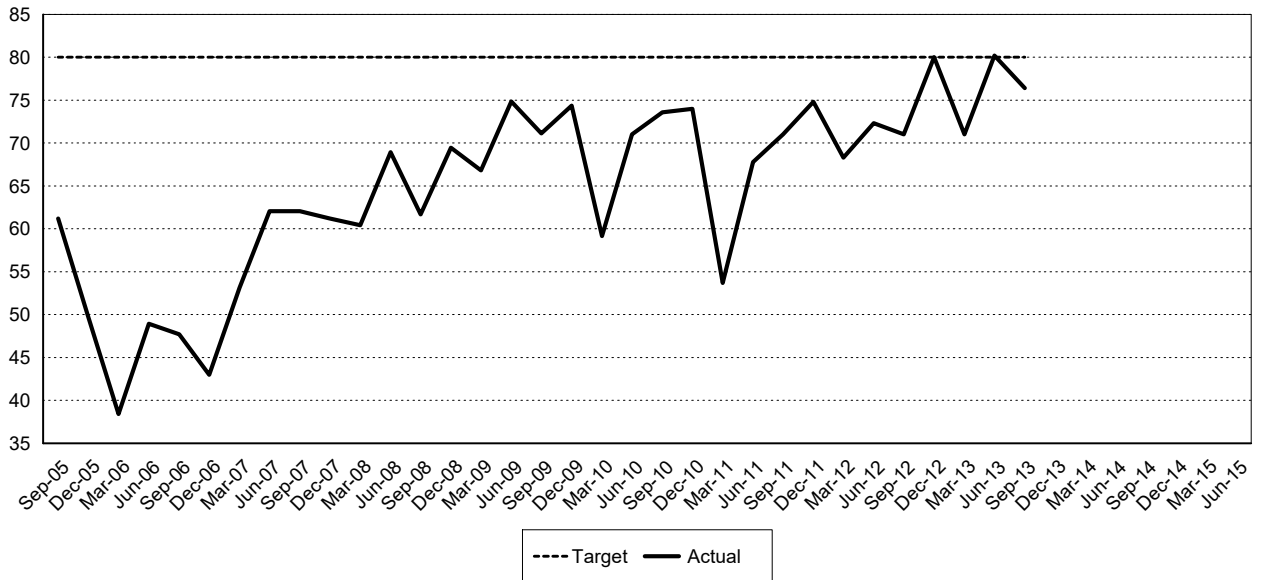


To improve the predictable movement of people throughout the system.

Number 001899 - Number of rail passengers served, Amtrak Cascades



Percent 001900 - Percent of rail trips arriving on time, Amtrak Cascades



Y0C4 Rail Passenger Capital

This activity funds capital investments in the passenger rail program, including track improvements, and acquisition of passenger train equipment.

Appropriation Period: 2019-21 Activity Version: 36 - Working Analyst Supp. Version 6 Sort By: Activity

**Program U00 - Charges From Other Agencies**

Account	FY 2020	FY 2021	Biennial Total
<b>108 Motor Vehicle Account</b>			
108-1 State	\$37,000	\$37,000	\$74,000
<b>218 Multimodal Transportation Account</b>			
218-1 State	\$1,000	\$1,000	\$2,000

**Program Y0C - Rail - Capital**

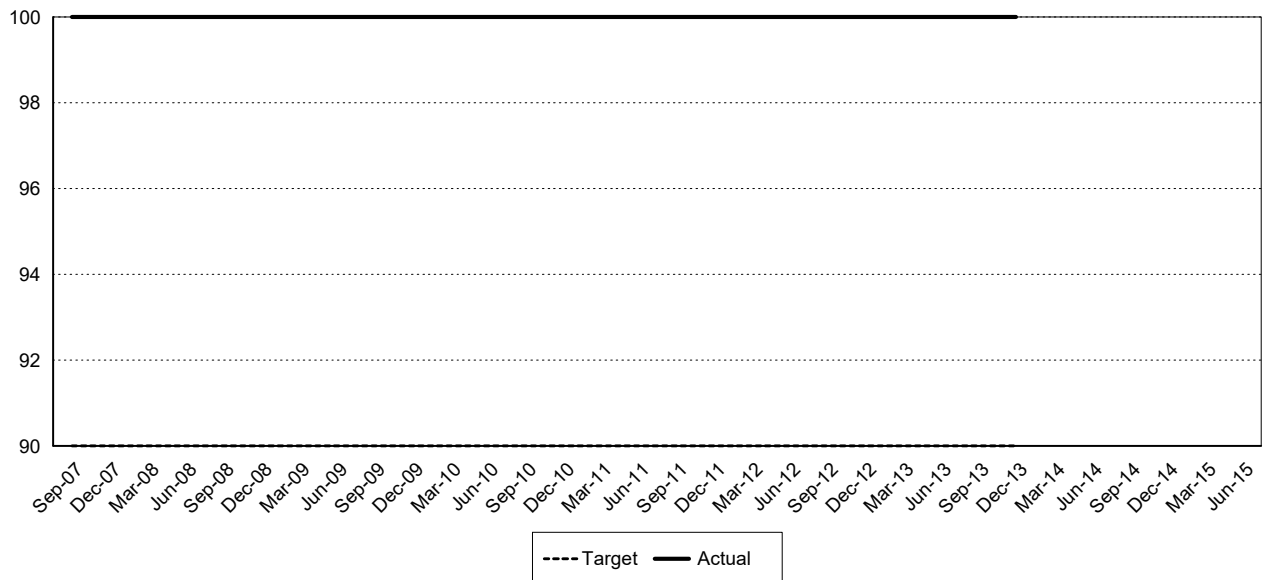
Account	FY 2020	FY 2021	Biennial Total
FTE	3.4	3.4	3.4
<b>218 Multimodal Transportation Account</b>			
218-1 State	\$15,909,000	\$15,908,000	\$31,817,000
218-2 Federal	\$1,017,000	\$1,018,000	\$2,035,000
<b>218 Account Total</b>	<b>\$16,926,000</b>	<b>\$16,926,000</b>	<b>\$33,852,000</b>

**Statewide Result Area: Prosperous Economy**  
**Statewide Strategy: Enhance mobility system quality and service**

**Expected Results**

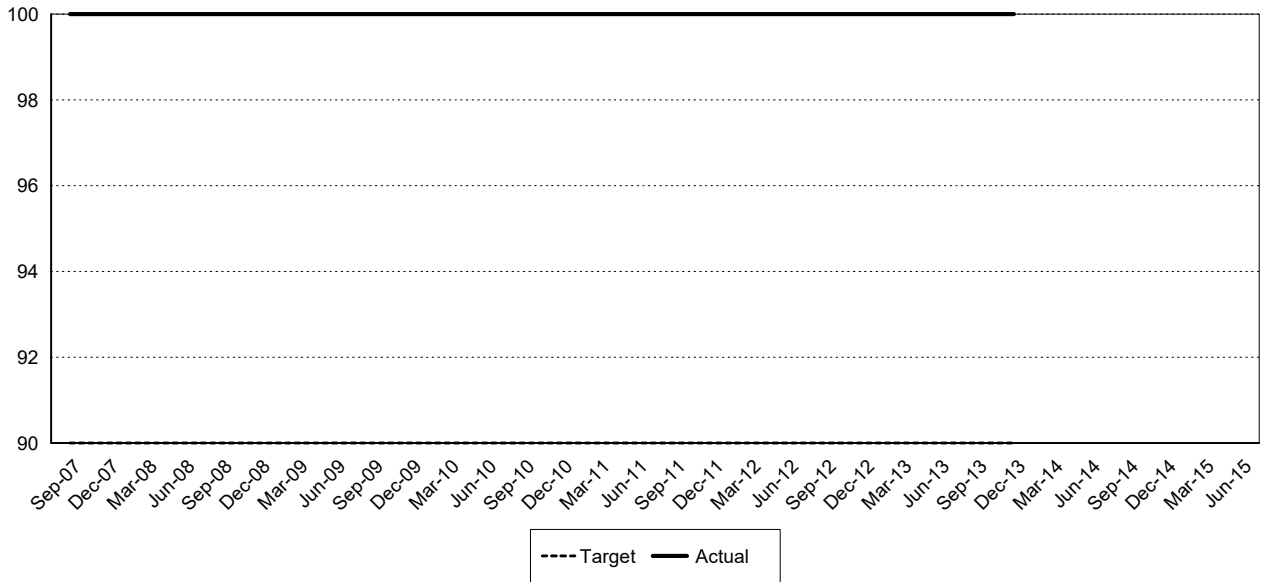
To improve the predictable movement of people throughout the system.

Percent **001902 - Percent of rail projects funded by the 2003 and 2005 funding packages completed on-budget**



Appropriation Period: 2019-21 Activity Version: 36 - Working Analyst Supp. Version 6 Sort By: Activity

Percent 001901 - Percent of rail projects funded by the 2003 and 2005 funding packages completed on-time



### Y0C5 Rail Freight Projects

This activity analyzes conditions, trends, light density rail issues, and potential needs of Washington's freight rail system; oversees operations of state owned rail lines in Eastern Washington; and provides grants for investments to preserve and improve freight rail service in the state.

Appropriation Period: 2019-21 Activity Version: 36 - Working Analyst Supp. Version 6 Sort By: Activity

**Program U00 - Charges From Other Agencies**

Account	FY 2020	FY 2021	Biennial Total
<b>108 Motor Vehicle Account</b>			
108-1 State	\$30,000	\$29,000	\$59,000
<b>218 Multimodal Transportation Account</b>			
218-1 State	\$1,000	\$1,000	\$2,000

**Program Y0C - Rail - Capital**

Account	FY 2020	FY 2021	Biennial Total
FTE	8.6	8.6	8.6
<b>02M Essential Rail Assistance Account</b>			
02M-1 State	\$250,000	\$250,000	\$500,000
<b>108 Motor Vehicle Account</b>			
108-1 State	\$875,000	\$875,000	\$1,750,000
<b>218 Multimodal Transportation Account</b>			
218-1 State	\$17,016,000	\$17,016,000	\$34,032,000
218-2 Federal	\$3,134,000	\$3,133,000	\$6,267,000
218-7 Private/Local	\$168,000	\$168,000	\$336,000
218-T Bonded Projects (Trans)	\$9,796,000	\$9,796,000	\$19,592,000
<b>218 Account Total</b>	<b>\$30,114,000</b>	<b>\$30,113,000</b>	<b>\$60,227,000</b>
<b>094 Transportation Infrastructure Account</b>			
094-1 State	\$3,777,000	\$3,777,000	\$7,554,000

**Statewide Result Area:** Prosperous Economy  
**Statewide Strategy:** Enhance mobility system quality and service

**Expected Results**

To improve the predictable movement of goods through the system.

**Z001 Bicycle and Pedestrian Coordination and Safe Routes to Schools**

This activity provides funding program and policy oversight for pedestrian facilities, bike facilities, shared use paths, traffic calming, crossing improvements, and safe routes to schools. It also provides technical assistance on pedestrian and bicycle projects and planning for the department and local agencies; coordinates training for local public works agencies and regional staff; and assists local agencies.

Appropriation Period: 2019-21 Activity Version: 36 - Working Analyst Supp. Version 6 Sort By: Activity

**Program U00 - Charges From Other Agencies**

Account	FY 2020	FY 2021	Biennial Total
<b>108 Motor Vehicle Account</b>			
108-1 State	\$10,000	\$10,000	\$20,000

**Program Z00 - Local Programs - Operating**

Account	FY 2020	FY 2021	Biennial Total
<b>FTE</b>	2.0	2.0	2.0
<b>108 Motor Vehicle Account</b>			
108-1 State	\$230,000	\$237,000	\$467,000

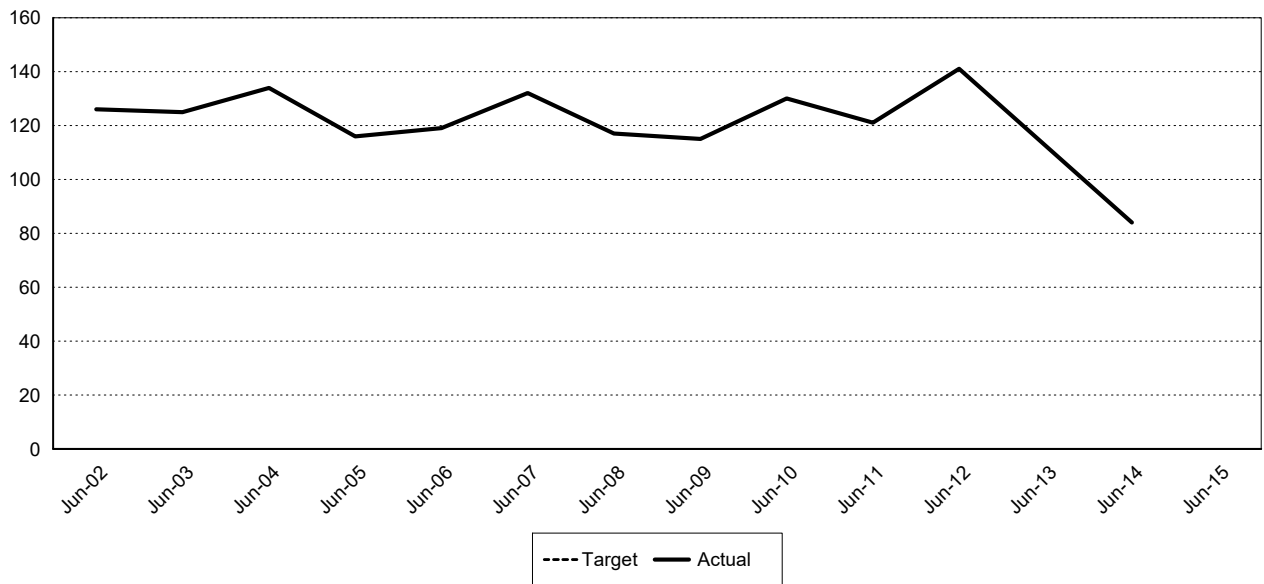
**Statewide Result Area: Prosperous Economy**

**Statewide Strategy: Manage mobility system demand and maximize operations**

**Expected Results**

To provide for and improve the safety and mobility of transportation customers and the transportation system.

**Number 001903 - Number of pedestrian / bicyclist fatalities and serious injuries that occurred on state highways**



**Z00C Local Program Planning, Design, and Construction**

---

*Appropriation Period: 2019-21 Activity Version: 36 - Working Analyst Supp. Version 6 Sort By: Activity*

This activity manages the local agency federal aid program that provides funds to cities, counties, ports, tribal governments, transit systems, and metropolitan and regional planning organizations for transportation improvement projects off and on the state highway system. This activity also administers state-funded, local agency grant programs as well as individual local agency projects including Connecting WA and freight mobility. It is responsible for ensuring reasonable compliance with state and federal regulations for FHWA and state funded projects.

Appropriation Period: 2019-21 Activity Version: 36 - Working Analyst Supp. Version 6 Sort By: Activity

**Program U00 - Charges From Other Agencies**

Account	FY 2020	FY 2021	Biennial Total
<b>108 Motor Vehicle Account</b>			
108-1 State	\$217,000	\$211,000	\$428,000
<b>218 Multimodal Transportation Account</b>			
218-1 State	\$7,000	\$7,000	\$14,000

**Program Z00 - Local Programs - Operating**

Account	FY 2020	FY 2021	Biennial Total
FTE	38.1	45.2	41.7
<b>108 Motor Vehicle Account</b>			
108-1 State	\$5,772,000	\$5,951,000	\$11,723,000
108-2 Federal	\$1,283,000	\$1,284,000	\$2,567,000
<b>108 Account Total</b>	<b>\$7,055,000</b>	<b>\$7,235,000</b>	<b>\$14,290,000</b>
<b>218 Multimodal Transportation Account</b>			
218-1 State	\$175,000	\$175,000	\$350,000
<b>571 Multiuse Roadway Safety Account</b>			
571-1 State	\$66,000	\$66,000	\$132,000

**Program Z0C - Local Programs - Capital**

Account	FY 2020	FY 2021	Biennial Total
<b>20H Connecting Washington Account</b>			
20H-1 State	\$86,227,000	\$86,227,000	\$172,454,000
<b>096 Highway Infrastructure Account</b>			
096-1 State	\$397,000	\$396,000	\$793,000
096-2 Federal	\$491,000	\$490,000	\$981,000
<b>096 Account Total</b>	<b>\$888,000</b>	<b>\$886,000</b>	<b>\$1,774,000</b>
<b>106 Highway Safety Account</b>			
106-1 State	\$400,000	\$400,000	\$800,000
<b>108 Motor Vehicle Account</b>			
108-1 State	\$15,439,000	\$15,439,000	\$30,878,000
108-2 Federal	\$16,907,000	\$16,906,000	\$33,813,000
108-7 Private/Local	\$10,750,000	\$10,750,000	\$21,500,000
<b>108 Account Total</b>	<b>\$43,096,000</b>	<b>\$43,095,000</b>	<b>\$86,191,000</b>
<b>218 Multimodal Transportation Account</b>			
218-1 State	\$36,135,000	\$36,134,000	\$72,269,000
<b>09H Transportation Partnership Account</b>			
09H-1 State	\$375,000	\$375,000	\$750,000

Statewide Result Area: **Prosperous Economy**

Appropriation Period: 2019-21 Activity Version: 36 - Working Analyst Supp. Version 6 Sort By: Activity

**Statewide Strategy:** Enhance mobility system quality and service

**Expected Results**

Engage our communities and assist in the successful delivery of federal and state funded transportation projects.

---

**Grand Total**

	FY 2020	FY 2021	Biennial Total
FTE's	7,243.1	7,352.6	7,297.9
GFS	\$0	\$0	\$0
Other	\$3,437,796,000	\$3,449,759,000	\$6,887,555,000
<b>Total</b>	<b>\$3,437,796,000</b>	<b>\$3,449,759,000</b>	<b>\$6,887,555,000</b>