

### 395 - East Wash State Historical Society

#### A001 Acquire, Maintain and Preserve Cultural, Artistic, and Historic Collections

The Eastern Washington State Historical Society (EWSHS) collects, catalogs, preserves, maintains and provides public access to irreplaceable artifacts, manuscripts, books, maps, ephemera, photographs, and digital images that interpret the history of Washington State.

Account	FY 2020	FY 2021	Biennial Total
FTE	6.8	6.8	6.8
<b>185 Local Museum Account - Eastern Washington State Historical Society</b>			
185-6 Non-Appropriated	\$600,000	\$600,000	\$1,200,000
<b>001 General Fund</b>			
001-1 State	\$612,000	\$974,000	\$1,586,000

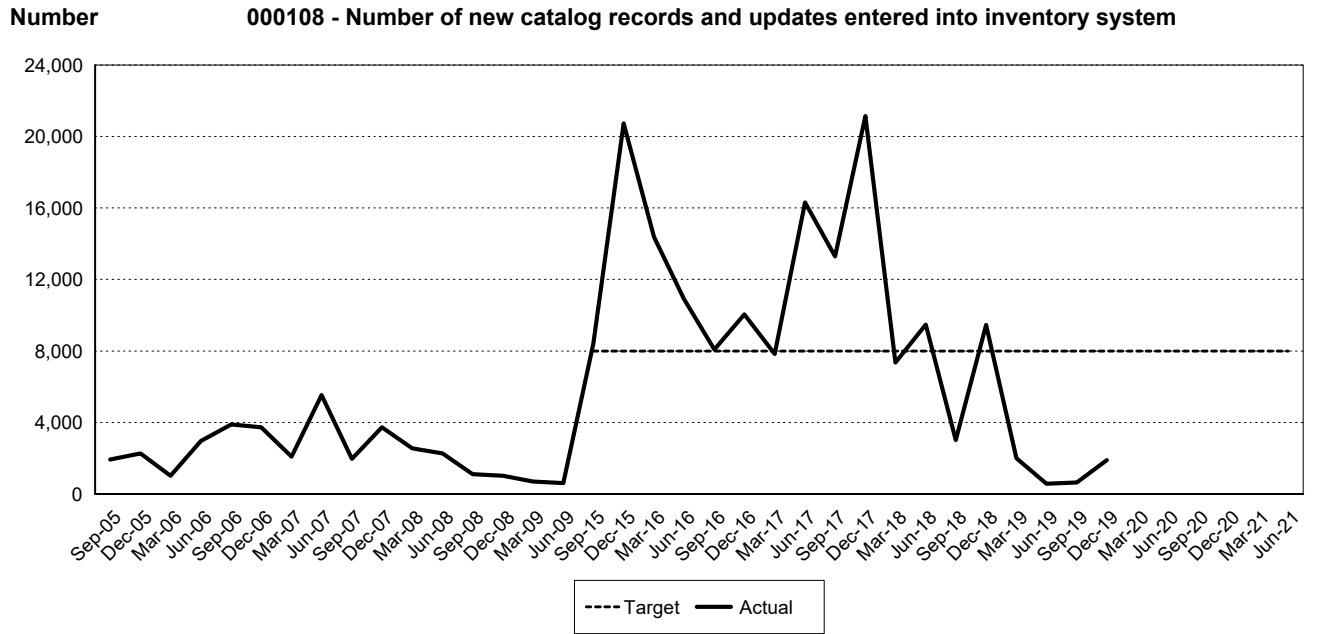
Statewide Result Area: **Prosperous Economy**  
 Statewide Strategy: **Provide stewardship of cultural and recreational assets**

**Expected Results**

Appropriation Period: 2019-21 Activity Version: 36 - Working Analyst Supp. Version 6 Sort By: Activity

000108 Number of new records and inventory updates entered into the agency's collection management inventory system.			
Biennium	Period	Actual	Target
2019-21	Q8		8,000
	Q7		8,000
	Q6		8,000
	Q5		8,000
	Q4		8,000
	Q3		8,000
	Q2	1,892	8,000
	Q1	643	8,000
2017-19	Q8	562	8,000
	Q7	1,999	8,000
	Q6	9,450	8,000
	Q5	3,015	8,000
	Q4	9,470	8,000
	Q3	7,355	8,000
	Q2	21,142	8,000
	Q1	13,288	8,000
2015-17	Q8	16,314	8,000
	Q7	7,828	8,000
	Q6	10,050	8,000
	Q5	8,077	8,000
	Q4	10,893	8,000
	Q3	14,385	8,000
	Q2	20,725	8,000
	Q1	8,404	8,000

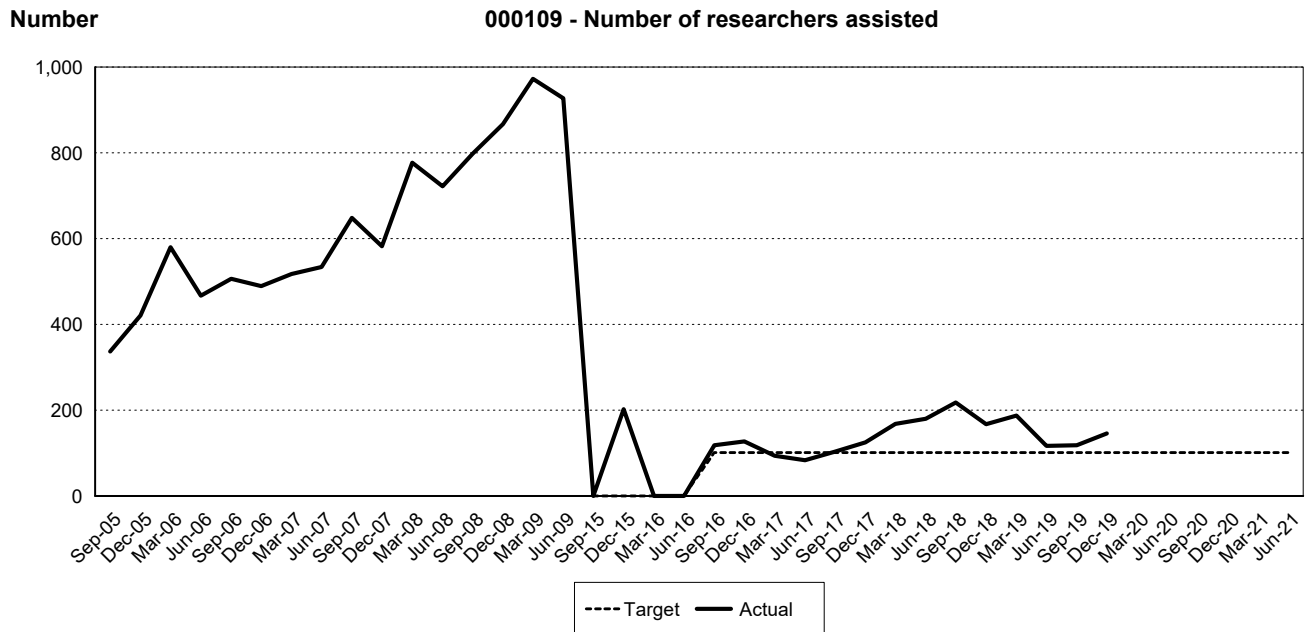
Appropriation Period: 2019-21 Activity Version: 36 - Working Analyst Supp. Version 6 Sort By: Activity



Appropriation Period: 2019-21 Activity Version: 36 - Working Analyst Supp. Version 6 Sort By: Activity

000109 Number of researchers assisted by the Eastern Washington Historical Society			
Biennium	Period	Actual	Target
2019-21	Q8		100
	Q7		100
	Q6		100
	Q5		100
	Q4		100
	Q3		100
	Q2	146	100
	Q1	118	100
2017-19	Q8	117	100
	Q7	187	100
	Q6	167	100
	Q5	218	100
	Q4	180	100
	Q3	168	100
	Q2	125	100
	Q1	103	100
2015-17	Q8	83	100
	Q7	94	100
	Q6	127	100
	Q5	118	100
	Q4	0	0
	Q3	0	0
	Q2	202	0
	Q1	0	0

Appropriation Period: 2019-21 Activity Version: 36 - Working Analyst Supp. Version 6 Sort By: Activity



### A002 Agency Administration

This activity provides leadership in policy development, strategic, business planning, non-State resource development, budget, accounting and financial reporting, procurement, human resource management, risk management, and records retention.

Account	FY 2020	FY 2021	Biennial Total
<b>FTE</b>	4.4	4.4	4.4
<b>185 Local Museum Account - Eastern Washington State Historical Society</b>			
185-6 Non-Appropriated	\$43,000	\$43,000	\$86,000
<b>001 General Fund</b>			
001-1 State	\$1,170,000	\$866,000	\$2,036,000

**Statewide Result Area:** Prosperous Economy  
**Statewide Strategy:** Ensure access to and participation in cultural and recreational opportunities

#### Expected Results

Maintain accreditation by the American Association of Museums. Meet all deadlines for grant reports and financial information

### A003 Eastern Washington Outreach

This activity provides educational programs, curriculum services and museum experiences to school districts, schools, teachers and students in eastern Washington. The activity is aligned with legislation regarding Common Core State Standards and Tribal Sovereignty in Washington State.

Appropriation Period: 2019-21 Activity Version: 36 - Working Analyst Supp. Version 6 Sort By: Activity

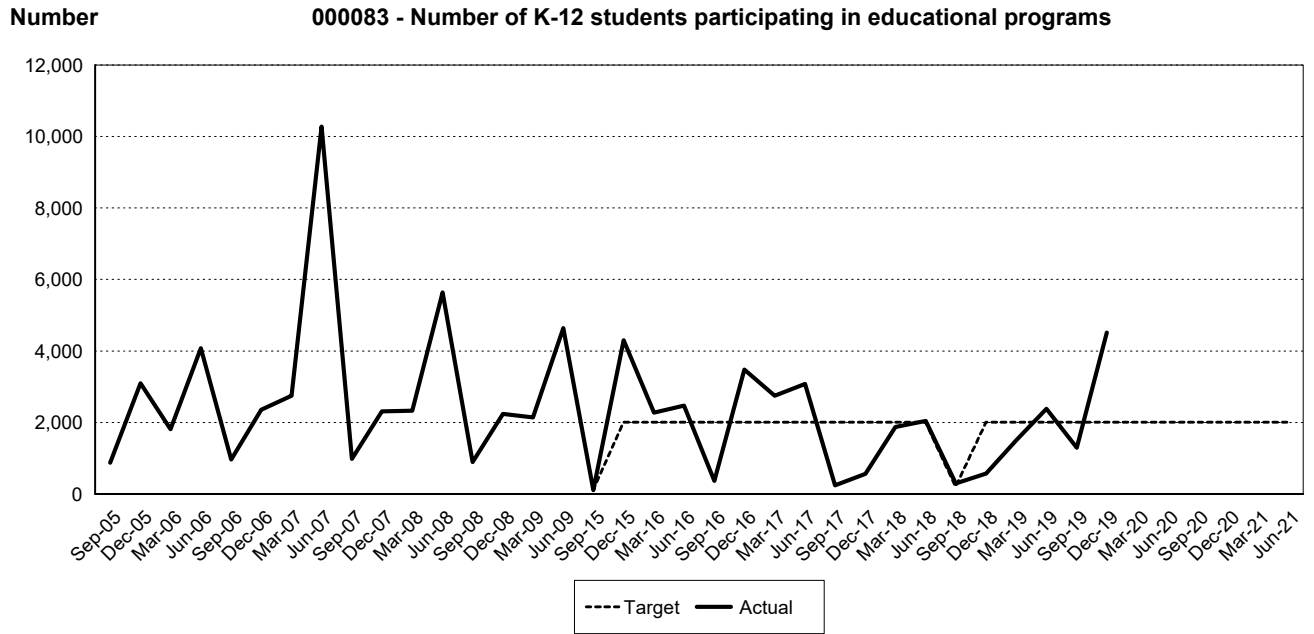
Account	FY 2020	FY 2021	Biennial Total
<b>FTE</b>	0.7	0.7	0.7
<b>185 Local Museum Account - Eastern Washington State Historical Society</b>			
185-6 Non-Appropriated	\$3,000	\$1,000	\$4,000
<b>001 General Fund</b>			
001-1 State	\$61,000	\$61,000	\$122,000

**Statewide Result Area: Prosperous Economy**  
**Statewide Strategy: Ensure access to and participation in cultural and recreational opportunities**

**Expected Results**

<b>000083 Number of K-12 students participating in Eastern Washington Historical Society educational programs.</b>			
Biennium	Period	Actual	Target
2019-21	Q8		2,000
	Q7		2,000
	Q6		2,000
	Q5		2,000
	Q4		2,000
	Q3		2,000
	Q2	4,518	2,000
	Q1	1,294	2,000
2017-19	Q8	2,378	2,000
	Q7	1,507	2,000
	Q6	568	2,000
	Q5	295	200
	Q4	2,046	2,000
	Q3	1,877	2,000
	Q2	563	2,000
	Q1	238	2,000
2015-17	Q8	3,081	2,000
	Q7	2,744	2,000
	Q6	3,481	2,000
	Q5	368	2,000
	Q4	2,467	2,000
	Q3	2,273	2,000
	Q2	4,300	2,000
	Q1	106	100

Appropriation Period: 2019-21 Activity Version: 36 - Working Analyst Supp. Version 6 Sort By: Activity

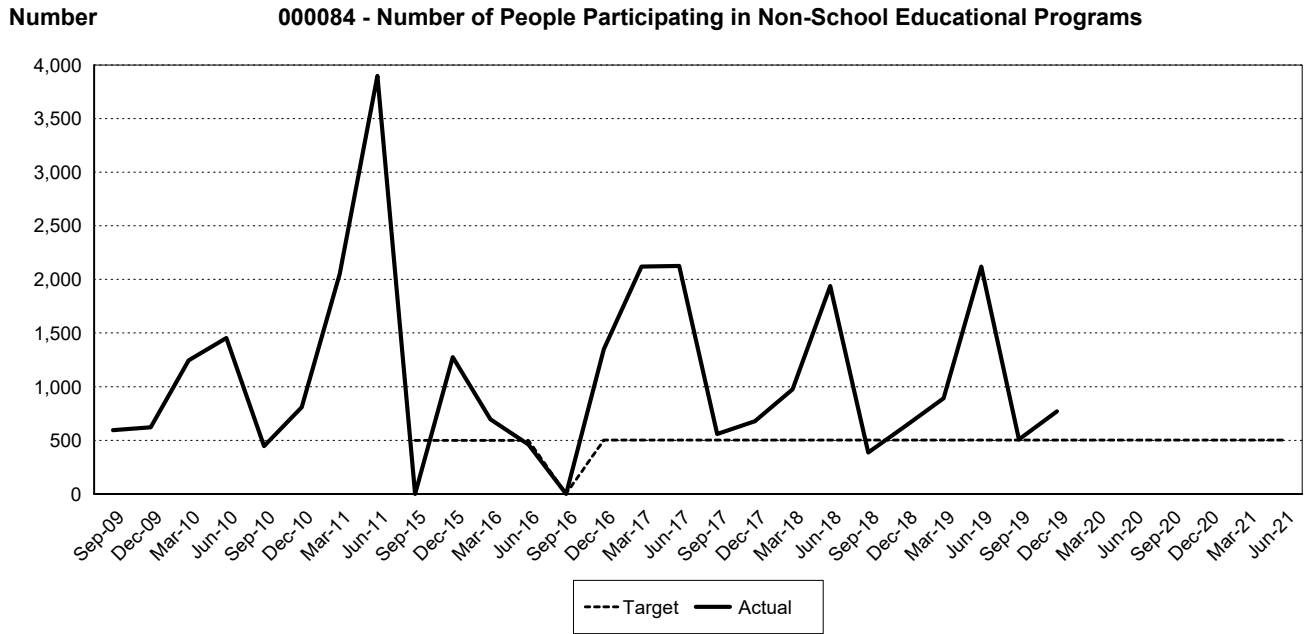


Appropriation Period: 2019-21 Activity Version: 36 - Working Analyst Supp. Version 6 Sort By: Activity

<b>000084 Number of participants in EWSHS non-school educational programs (includes children, families, and adults).</b>			
<b>Biennium</b>	<b>Period</b>	<b>Actual</b>	<b>Target</b>
2019-21	Q8		500
	Q7		500
	Q6		500
	Q5		500
	Q4		500
	Q3		500
	Q2	771	500
	Q1	508	500
2017-19	Q8	2,120	500
	Q7	892	500
	Q6	635	500
	Q5	385	500
	Q4	1,940	500
	Q3	975	500
	Q2	677	500
	Q1	560	500
2015-17	Q8	2,125	500
	Q7	2,121	500
	Q6	1,350	500
	Q5	0	0
	Q4	460	500
	Q3	695	500
	Q2	1,275	500
	Q1	0	500



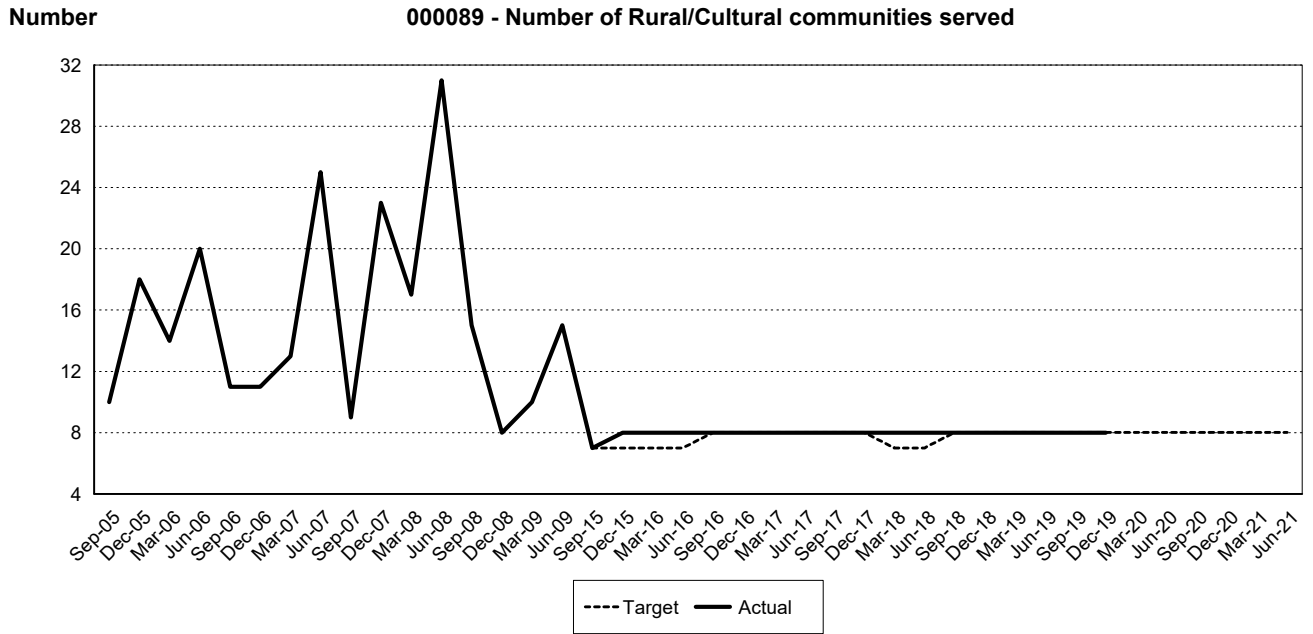
Appropriation Period: 2019-21 Activity Version: 36 - Working Analyst Supp. Version 6 Sort By: Activity



Appropriation Period: 2019-21 Activity Version: 36 - Working Analyst Supp. Version 6 Sort By: Activity

000089 Number of rural and/or cultural communities served by the outreach of the Eastern Washington State Historical Society's museum programs.			
Biennium	Period	Actual	Target
2019-21	Q8		8
	Q7		8
	Q6		8
	Q5		8
	Q4		8
	Q3		8
	Q2	8	8
	Q1	8	8
2017-19	Q8	8	8
	Q7	8	8
	Q6	8	8
	Q5	8	8
	Q4	8	7
	Q3	8	7
	Q2	8	8
	Q1	8	8
2015-17	Q8	8	8
	Q7	8	8
	Q6	8	8
	Q5	8	8
	Q4	8	7
	Q3	8	7
	Q2	8	7
	Q1	7	7

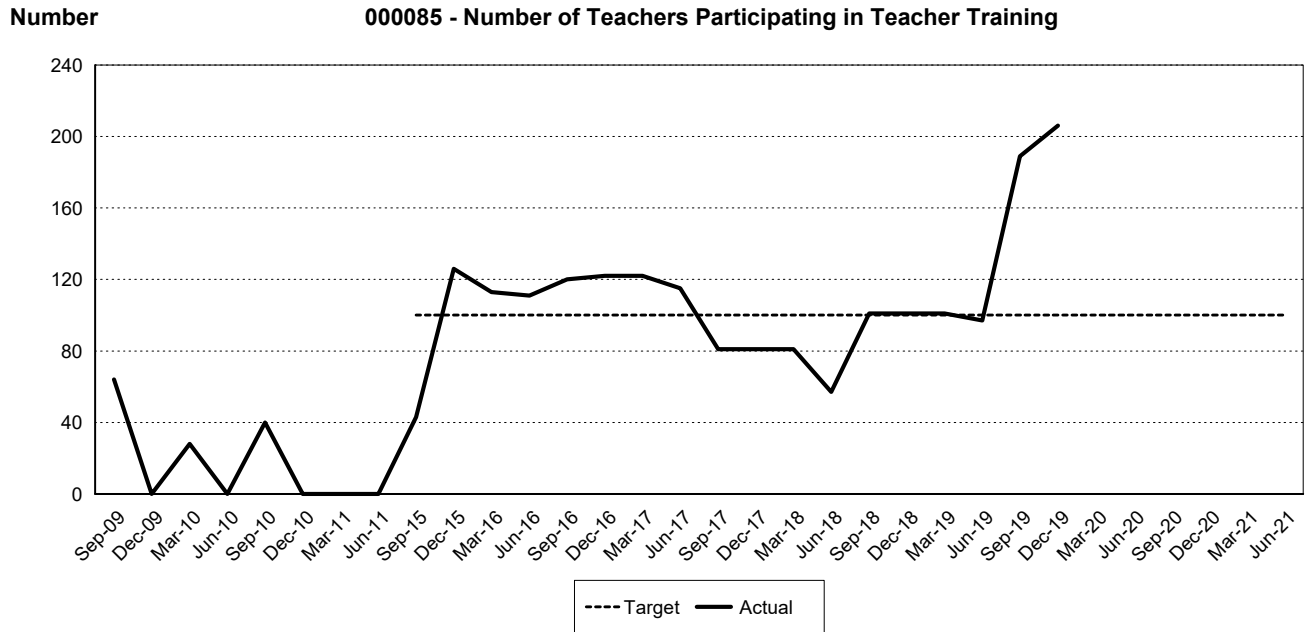
Appropriation Period: 2019-21 Activity Version: 36 - Working Analyst Supp. Version 6 Sort By: Activity



Appropriation Period: 2019-21 Activity Version: 36 - Working Analyst Supp. Version 6 Sort By: Activity

000085 Number of teachers participating in EWSHS sponsored teacher trainings			
Biennium	Period	Actual	Target
2019-21	Q8		100
	Q7		100
	Q6		100
	Q5		100
	Q4		100
	Q3		100
	Q2	206	100
	Q1	189	100
2017-19	Q8	97	100
	Q7	101	100
	Q6	101	100
	Q5	101	100
	Q4	57	100
	Q3	81	100
	Q2	81	100
	Q1	81	100
2015-17	Q8	115	100
	Q7	122	100
	Q6	122	100
	Q5	120	100
	Q4	111	100
	Q3	113	100
	Q2	126	100
	Q1	43	100

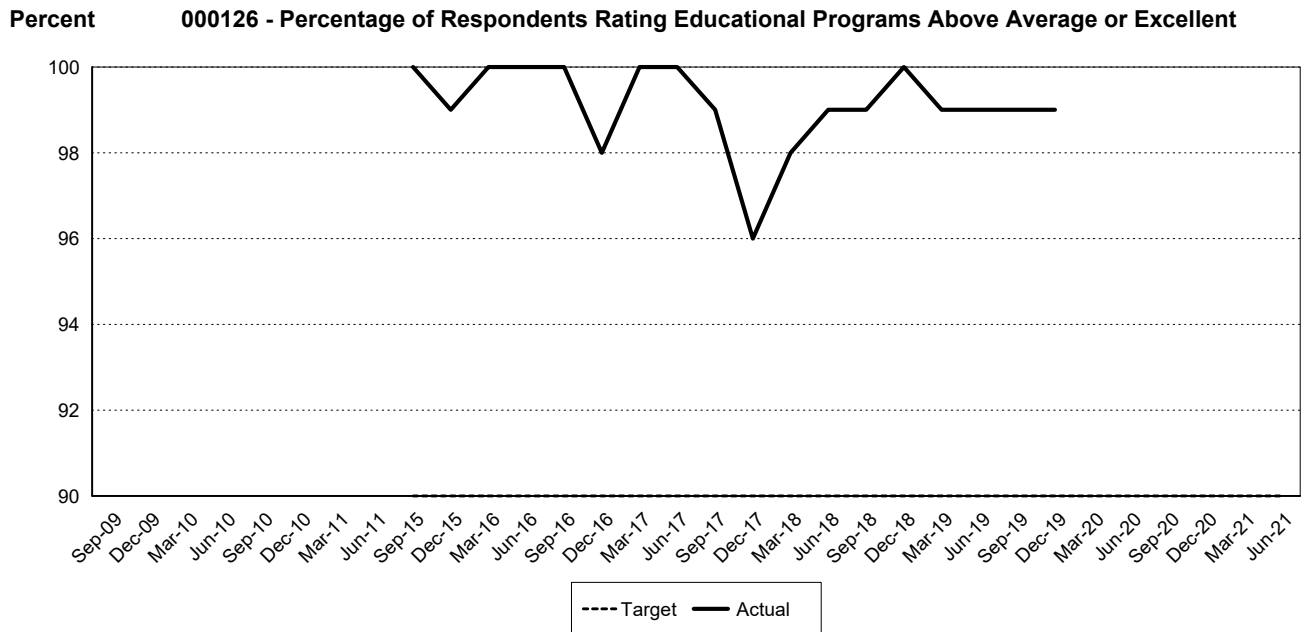
Appropriation Period: 2019-21 Activity Version: 36 - Working Analyst Supp. Version 6 Sort By: Activity



Appropriation Period: 2019-21 Activity Version: 36 - Working Analyst Supp. Version 6 Sort By: Activity

000126 Percentage of respondents rating EWSHS educational programs above average or excellent			
Biennium	Period	Actual	Target
2019-21	Q8		90%
	Q7		90%
	Q6		90%
	Q5		90%
	Q4		90%
	Q3		90%
	Q2	99%	90%
	Q1	99%	90%
2017-19	Q8	99%	90%
	Q7	99%	90%
	Q6	100%	90%
	Q5	99%	90%
	Q4	99%	90%
	Q3	98%	90%
	Q2	96%	90%
	Q1	99%	90%
2015-17	Q8	100%	90%
	Q7	100%	90%
	Q6	98%	90%
	Q5	100%	90%
	Q4	100%	90%
	Q3	100%	90%
	Q2	99%	90%
	Q1	100%	90%

Appropriation Period: 2019-21 Activity Version: 36 - Working Analyst Supp. Version 6 Sort By: Activity



### A004 Museum Experience

The Society manages a nationally accredited, Smithsonian-affiliated museum interpreting the history, diverse cultures and art of eastern Washington. The museum exhibits its collection through long-term and temporary exhibits, interpretive programs, scholarship and publications, K-12 and university field trips, and community programs (lectures, workshops, seminars, musical/theatrical performances, etc.).

Account	FY 2020	FY 2021	Biennial Total
<b>FTE</b>	3.9	3.9	3.9
<b>185 Local Museum Account - Eastern Washington State Historical Society</b>			
185-6 Non-Appropriated	\$19,000	\$10,000	\$29,000
<b>001 General Fund</b>			
001-1 State	\$347,000	\$347,000	\$694,000

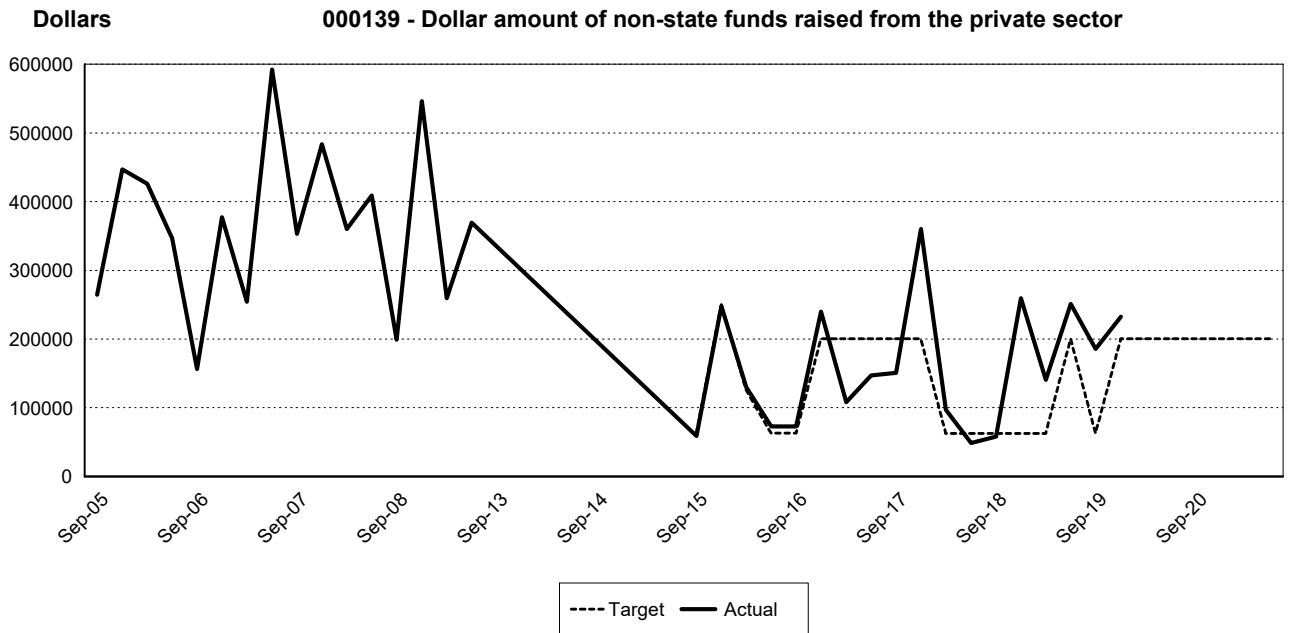
**Statewide Result Area:** Prosperous Economy  
**Statewide Strategy:** Ensure access to and participation in cultural and recreational opportunities

#### Expected Results

Appropriation Period: 2019-21 Activity Version: 36 - Working Analyst Supp. Version 6 Sort By: Activity

<b>000139 Dollar amount of non-state funds raised from the private sector in support of operating expenses.</b>			
<b>Biennium</b>	<b>Period</b>	<b>Actual</b>	<b>Target</b>
2019-21	Q8		\$200,000
	Q7		\$200,000
	Q6		\$200,000
	Q5		\$200,000
	Q4		\$200,000
	Q3		\$200,000
	Q2	\$232,654	\$200,000
	Q1	\$185,434	\$62,500
2017-19	Q8	\$251,144	\$200,000
	Q7	\$140,314	\$62,500
	Q6	\$259,486	\$62,500
	Q5	\$57,774	\$62,500
	Q4	\$48,430	\$62,500
	Q3	\$97,108	\$62,500
	Q2	\$360,287	\$200,000
	Q1	\$150,758	\$200,000
2015-17	Q8	\$146,863	\$200,000
	Q7	\$108,125	\$200,000
	Q6	\$240,094	\$200,000
	Q5	\$72,520	\$62,500
	Q4	\$72,520	\$62,500
	Q3	\$129,811	\$125,000
	Q2	\$247,751	\$250,000
	Q1	\$58,746	\$62,500





**A005 Member, Donor, Public Relations**

The Society generates public awareness and non-state funding (accounting for 40-45 percent of the total budget) through media relations, social media, promotions and collateral material for programs and events, membership recruitment/retention/upgrade programs, donor development and fundraising activities, and grant writing.

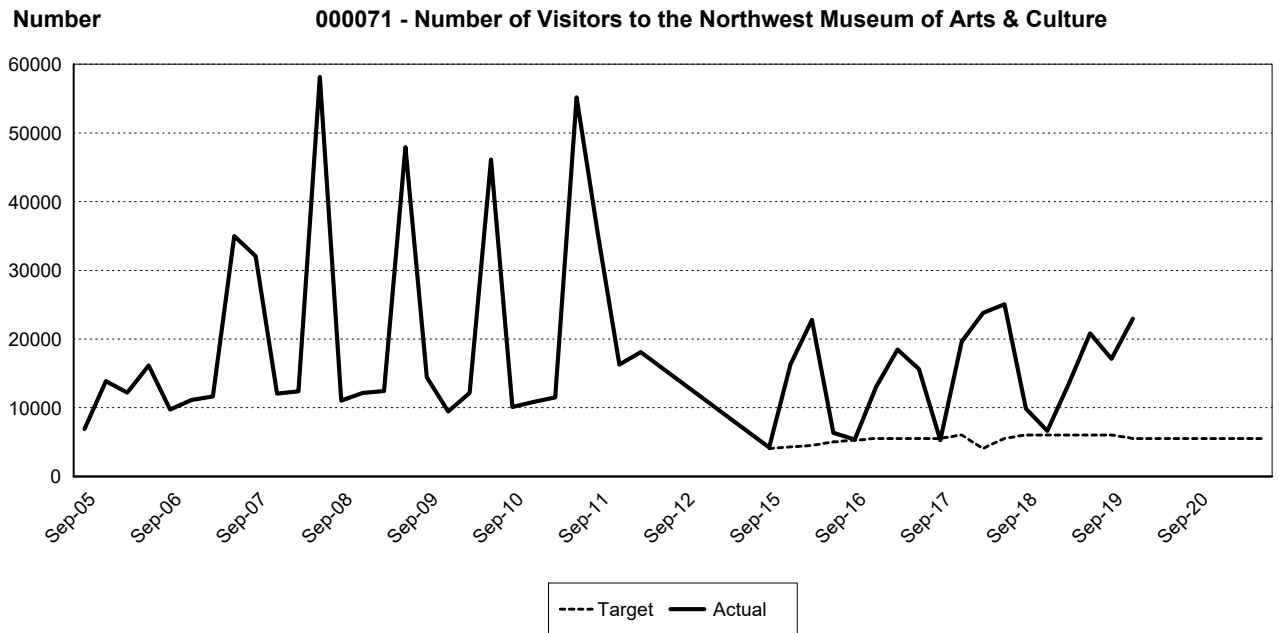
Account	FY 2020	FY 2021	Biennial Total
FTE	6.8	6.8	6.8
<b>185 Local Museum Account - Eastern Washington State Historical Society</b>			
185-6 Non-Appropriated	\$802,000	\$601,000	\$1,403,000

Statewide Result Area: **Prosperous Economy**

**Statewide Strategy:**            **Ensure access to and participation in cultural and recreational opportunities**

**Expected Results**

<b>000071 Number of visitors to the Northwest Museum of Arts &amp; Culture, Campbell House and museum programs throughout the year.</b>			
<b>Biennium</b>	<b>Period</b>	<b>Actual</b>	<b>Target</b>
2019-21	Q8		5,500
	Q7		5,500
	Q6		5,500
	Q5		5,500
	Q4		5,500
	Q3		5,500
	Q2	22,969	5,500
	Q1	17,137	6,000
2017-19	Q8	20,846	6,000
	Q7	13,436	6,000
	Q6	6,602	6,000
	Q5	9,880	6,000
	Q4	25,057	5,500
	Q3	23,792	4,000
	Q2	19,608	6,000
	Q1	5,253	5,500
2015-17	Q8	15,636	5,500
	Q7	18,448	5,500
	Q6	13,049	5,500
	Q5	5,389	5,250
	Q4	6,365	5,000
	Q3	22,800	4,500
	Q2	16,322	4,250
	Q1	4,199	4,000



**A006 Facilities Operations**

The Society maintains a 5-acre campus with two historic buildings listed on the National Register of Historic Places, administrative offices, public auditorium and amphitheater, archive and collections storage, and Exhibit Hall. This activity includes utilities, HVAC for environmental control, security services, custodial and grounds care, and all capital (maintenance and repair) projects.

Appropriation Period: 2019-21 Activity Version: 36 - Working Analyst Supp. Version 6 Sort By: Activity

Account	FY 2020	FY 2021	Biennial Total
FTE	9.4	9.4	9.4
<b>185 Local Museum Account - Eastern Washington State Historical Society</b>			
185-6 Non-Appropriated	\$387,000	\$387,000	\$774,000
<b>001 General Fund</b>			
001-1 State	\$665,000	\$637,000	\$1,302,000
<b>489 Pension Funding Stabilization Account</b>			
489-1 State	\$107,000	\$107,000	\$214,000

**Statewide Result Area:** Prosperous Economy

**Statewide Strategy:** Provide stewardship of cultural and recreational assets

**Expected Results**

To be developed.

**Grand Total**

	FY 2020	FY 2021	Biennial Total
FTE's	32.0	32.0	32.0
GFS	\$2,855,000	\$2,885,000	\$5,740,000
Other	\$1,961,000	\$1,749,000	\$3,710,000
<b>Total</b>	<b>\$4,816,000</b>	<b>\$4,634,000</b>	<b>\$9,450,000</b>