

365 - Washington State University

A001 Administration

This activity is the executive leadership of the university and is composed of the Board of Regents, President's Office, Faculty Senate, Government Relations, Vice President for Finance and Administration, Assistant Attorney General, and the Executive Vice President and Provost.

Account	FY 2020	FY 2021	Biennial Total
FTE	75.8	76.0	75.9
001 General Fund			
001-1 State	\$12,869,000	\$12,896,000	\$25,765,000
148 Institutions of Higher Education - Dedicated Local Account			
148-6 Non-Appropriated	\$9,740,000	\$9,871,000	\$19,611,000
489 Pension Funding Stabilization Account			
489-1 State	\$768,000	\$768,000	\$1,536,000
062 Washington State University Building Account			
062-1 State	\$14,000	\$13,000	\$27,000

Statewide Result Area: World Class Education
Statewide Strategy: Provide convenient and efficient post-secondary education

Expected Results

The administration activity provides executive leadership to the university and strengthens the ability of the university to achieve its goals efficiently and effectively.

A002 Community Outreach

As a land-grant institution, the University provides services to the general public such as economic development, lectures, and conferences. Two major programs, the Cooperative Extension program and the Small Business Development Center, provide technical and other assistance to small businesses, individuals, and communities. KWSU radio and television provide educational programming throughout Washington.

Appropriation Period: 2019-21 Activity Version: 36 - Working Analyst Supp. Version 6 Sort By: Activity

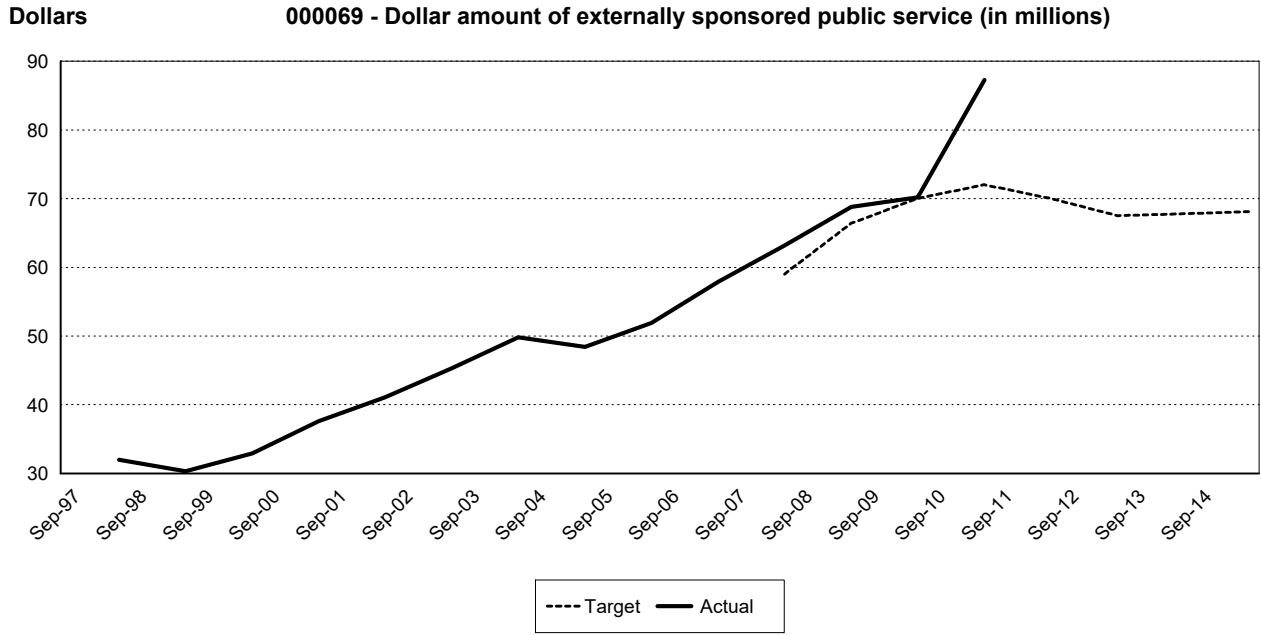
Account	FY 2020	FY 2021	Biennial Total
FTE	432.7	445.0	438.9
001 General Fund			
001-1 State	\$22,213,000	\$22,833,000	\$45,046,000
148 Institutions of Higher Education - Dedicated Local Account			
148-6 Non-Appropriated	\$27,392,000	\$27,759,000	\$55,151,000
143 Inst of Higher Educ Morrill-Bankhead-Jones Act Acct - Federal Approps Account			
143-6 Non-Appropriated	\$5,513,000	\$5,513,000	\$11,026,000
149 Inst of HI ED-Operating Fees Acct			
149-6 Non-Appropriated	\$6,614,000	\$6,766,000	\$13,380,000
489 Pension Funding Stabilization Account			
489-1 State	\$1,281,000	\$1,281,000	\$2,562,000
062 Washington State University Building Account			
062-1 State	\$24,000	\$23,000	\$47,000

Statewide Result Area: World Class Education
Statewide Strategy: Increase access to high-quality post-secondary education programs

Expected Results

Community Outreach improves the economic vitality of the state's businesses and improves educational and cultural opportunities for individuals.





A003 Instruction

The University provides undergraduate and graduate education in the liberal arts and natural sciences, as well as in agriculture, engineering, business, health sciences, veterinary medicine, and education.

Appropriation Period: 2019-21 Activity Version: 36 - Working Analyst Supp. Version 6 Sort By: Activity

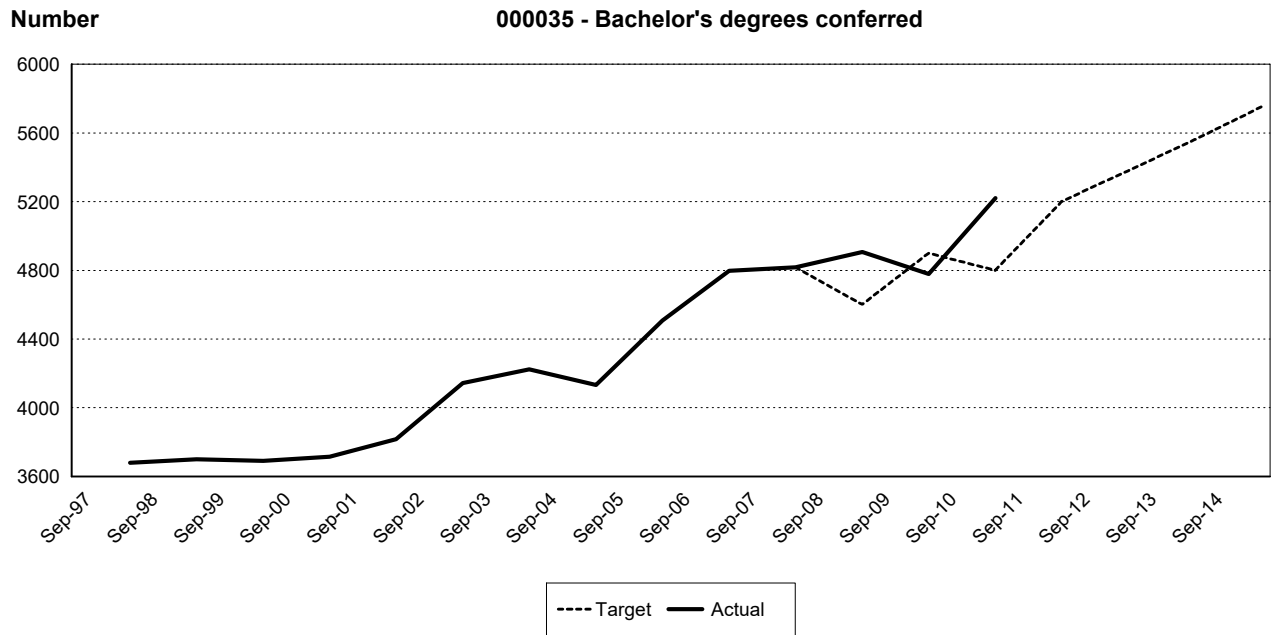
Account	FY 2020	FY 2021	Biennial Total
FTE	4,175.6	4,291.9	4,233.8
08A Education Legacy Trust Account			
08A-1 State	\$16,998,000	\$16,997,000	\$33,995,000
001 General Fund			
001-1 State	\$150,196,000	\$156,404,000	\$306,600,000
148 Institutions of Higher Education - Dedicated Local Account			
148-6 Non-Appropriated	\$94,980,000	\$96,256,000	\$191,236,000
149 Inst of HI ED-Operating Fees Acct			
149-6 Non-Appropriated	\$239,142,000	\$245,760,000	\$484,902,000
489 Pension Funding Stabilization Account			
489-1 State	\$11,788,000	\$11,788,000	\$23,576,000
062 Washington State University Building Account			
062-1 State	\$318,000	\$320,000	\$638,000

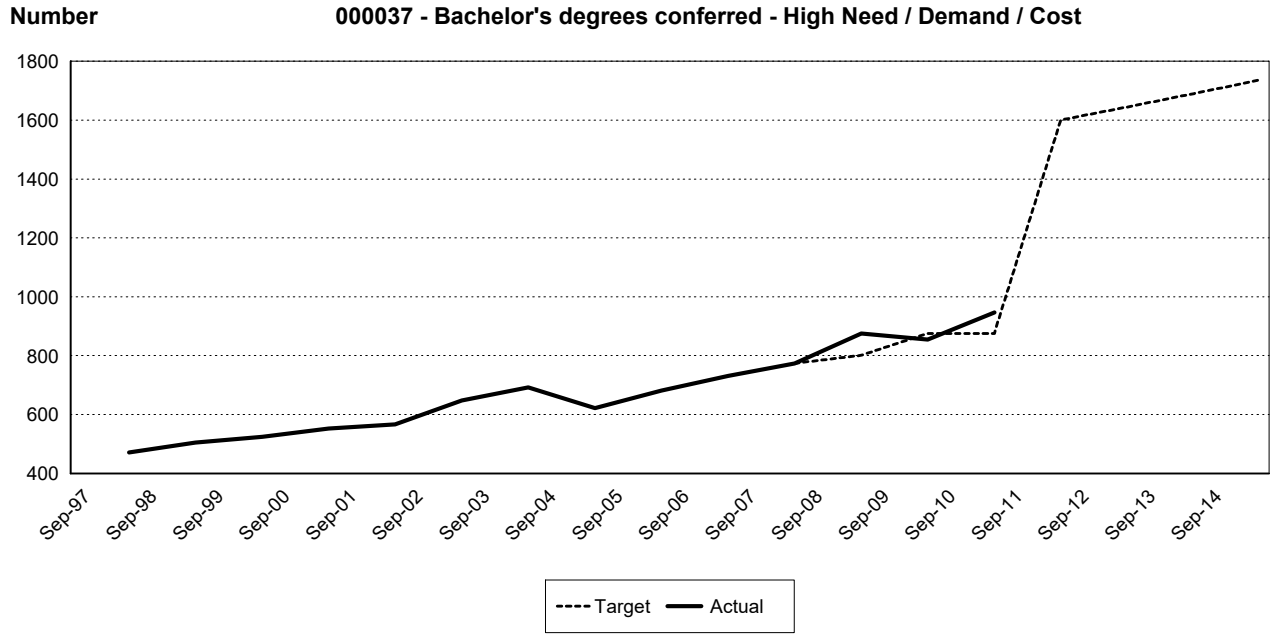
Statewide Result Area: World Class Education

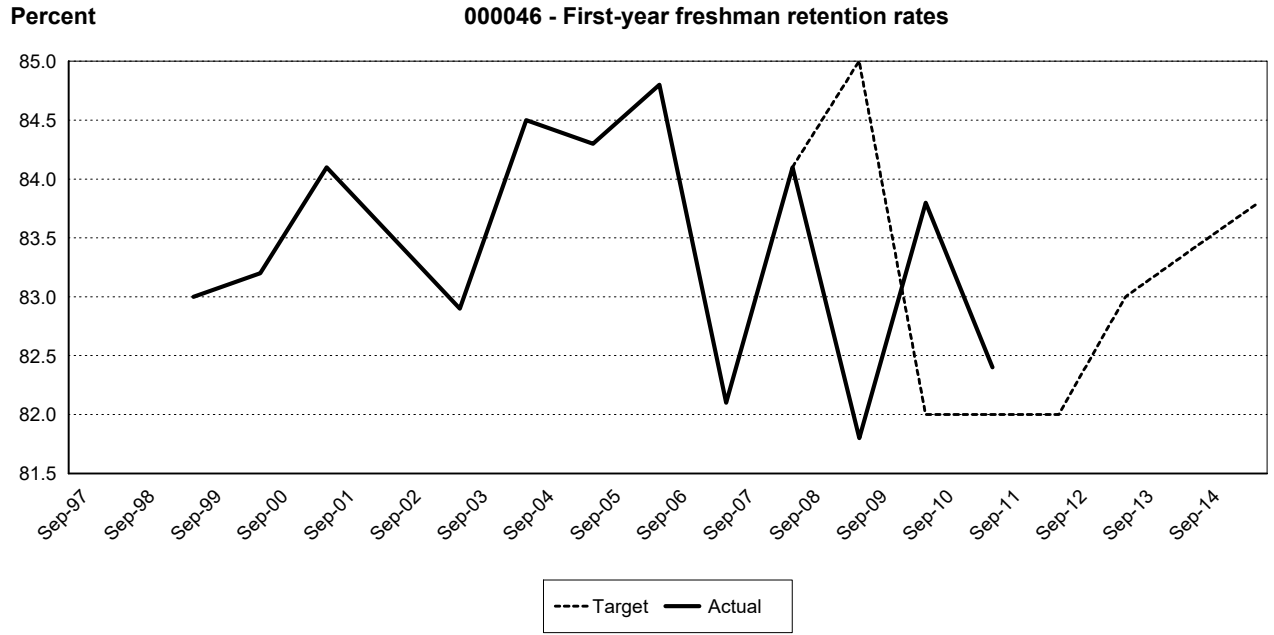
Statewide Strategy: Provide convenient and efficient post-secondary education

Expected Results

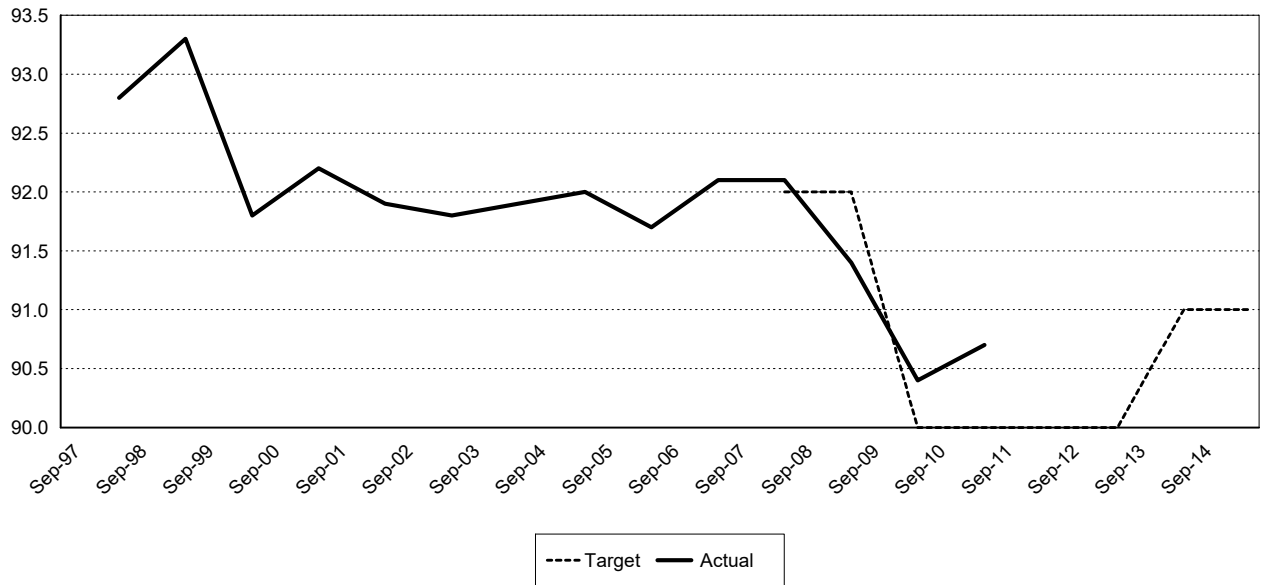
The instruction activity improves the quality and productivity of the state's workforce and improves the value of a university education.



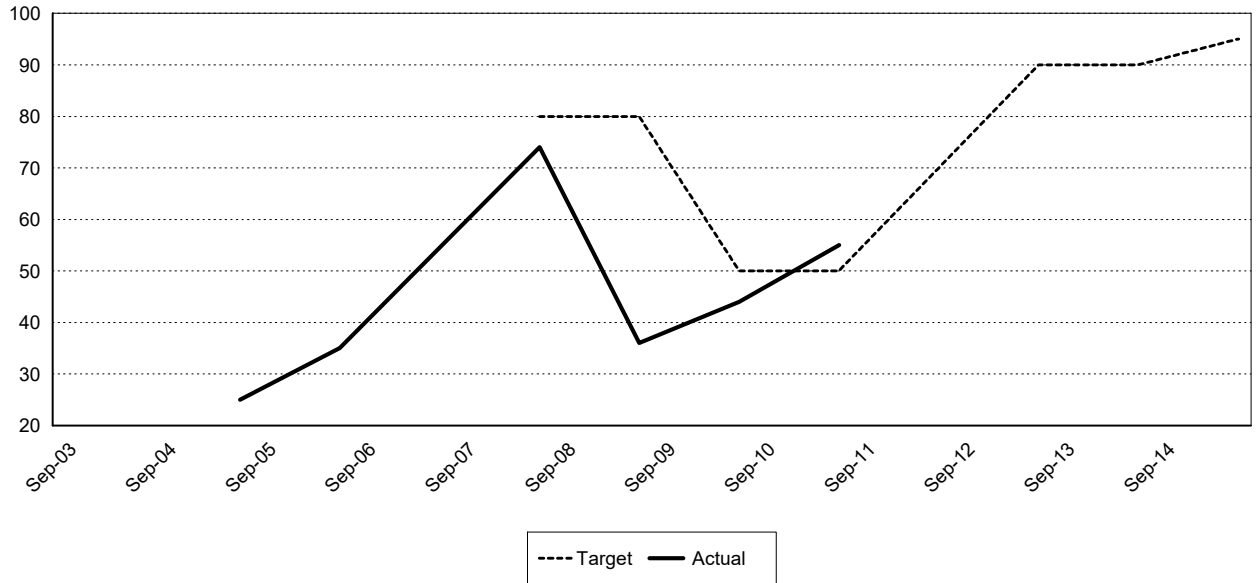


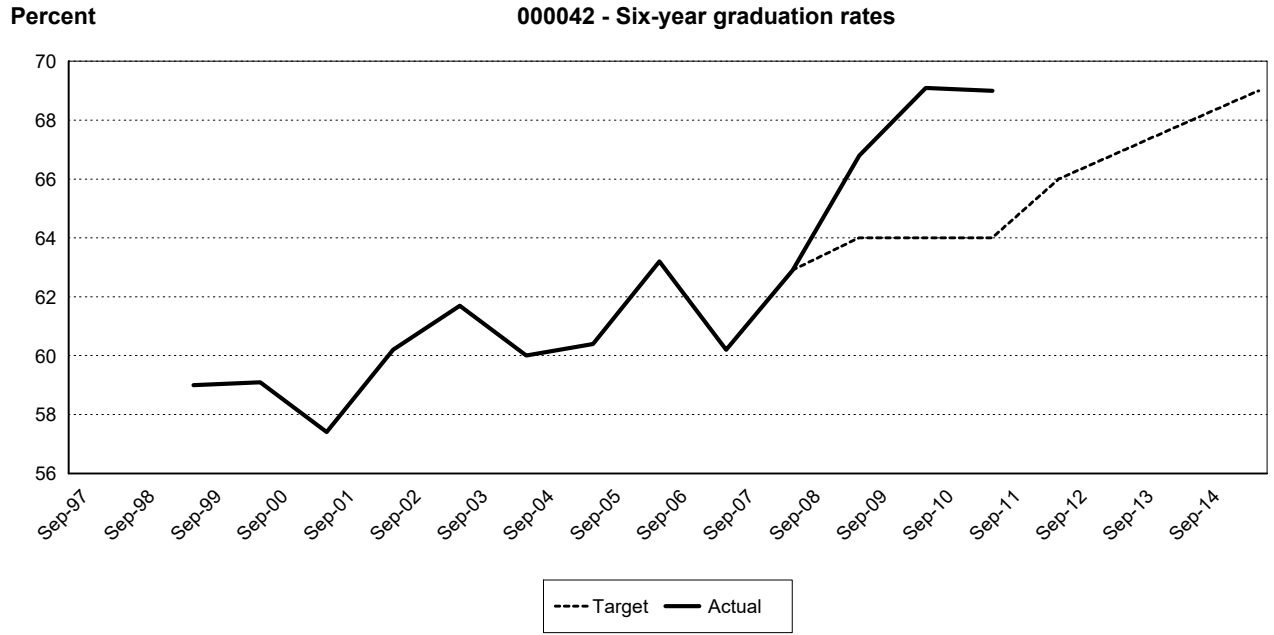


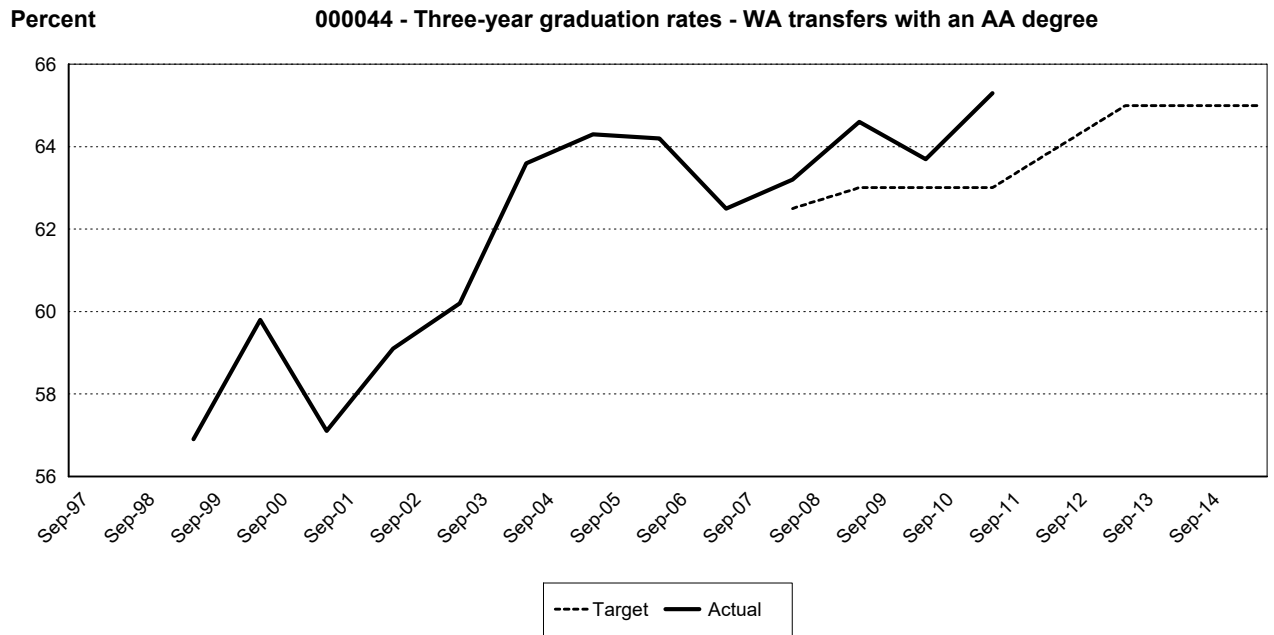
Percent **000048 - Percent of bachelor's degrees awarded to students not exceeding 125% of required credits for the**



Percent 000050 - Percent of degree programs documenting improvements based on assessment of student learning outco







A004 Research

Washington State University provides research programs in close relationship with its instruction and public service programs. The Agricultural Research Center provides scientific analysis and practical solutions to problems affecting farmers, processors, merchandisers, exporters, and consumers of agricultural products. Grants and contracts provided by federal, state, and private sources allow the university to conduct vital research and training to benefit the people of Washington.

Appropriation Period: 2019-21 Activity Version: 36 - Working Analyst Supp. Version 6 Sort By: Activity

Account	FY 2020	FY 2021	Biennial Total
FTE	1,861.0	1,890.4	1,875.7
315 Dedicated Marijuana Account			
315-1 State	\$138,000	\$138,000	\$276,000
001 General Fund			
001-1 State	\$37,177,000	\$38,320,000	\$75,497,000
145 Institutions of Higher Education - Grant and Contracts Account			
145-6 Non-Appropriated	\$228,557,000	\$230,645,000	\$459,202,000
148 Institutions of Higher Education - Dedicated Local Account			
148-6 Non-Appropriated	\$4,953,000	\$5,019,000	\$9,972,000
143 Inst of Higher Educ Morrill-Bankhead-Jones Act Acct - Federal Approps Account			
143-6 Non-Appropriated	\$4,730,000	\$4,730,000	\$9,460,000
149 Inst of HI ED-Operating Fees Acct			
149-6 Non-Appropriated	\$12,195,000	\$12,501,000	\$24,696,000
489 Pension Funding Stabilization Account			
489-1 State	\$1,640,000	\$1,640,000	\$3,280,000
062 Washington State University Building Account			
062-1 State	\$40,000	\$40,000	\$80,000

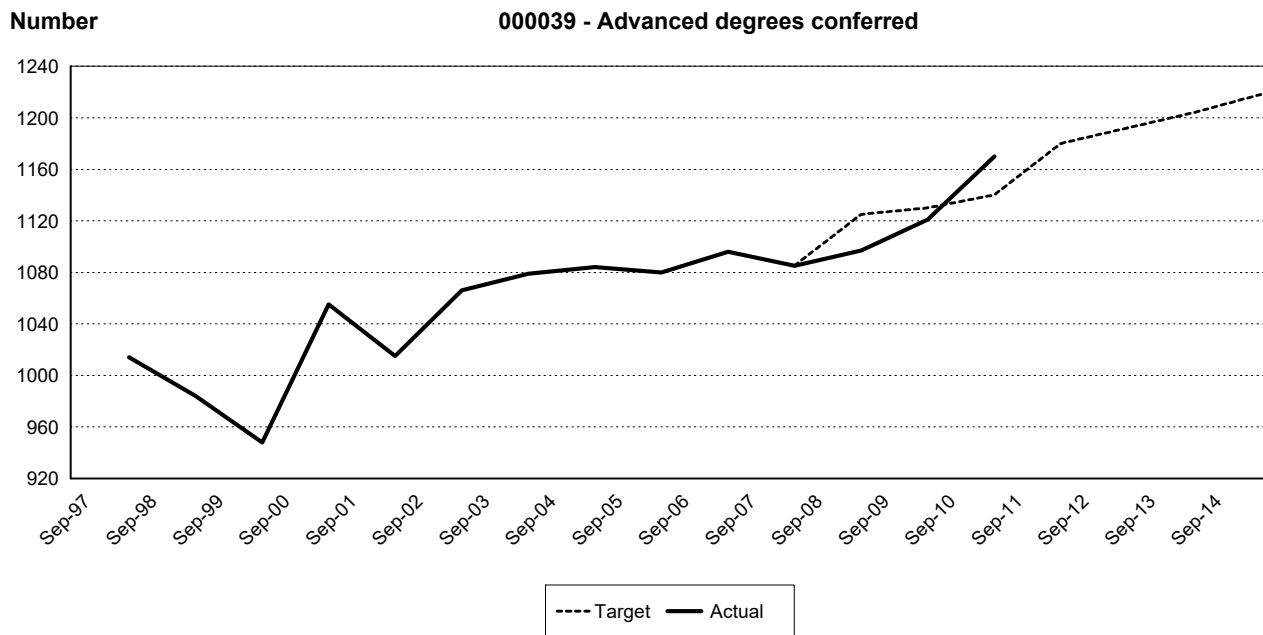
Statewide Result Area: World Class Education

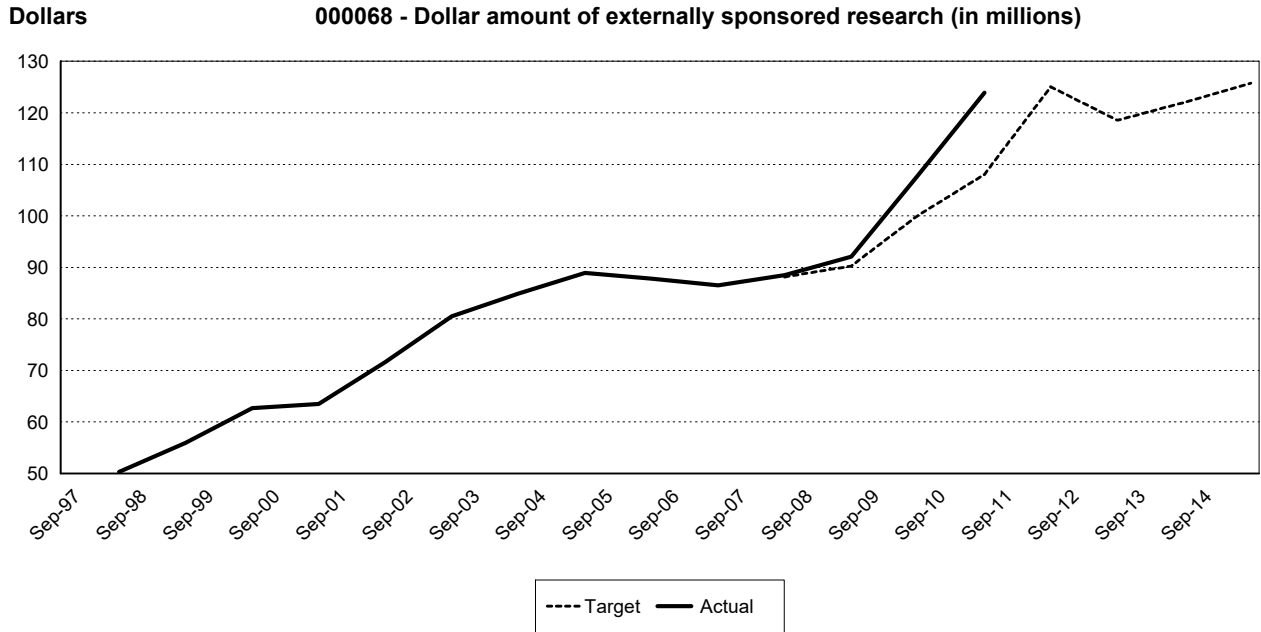
Statewide Strategy: Provide access to high-quality research opportunities

Expected Results

The research activity improves the economic vitality of businesses and individuals and improves the health of Washington citizens.







Grand Total

	FY 2020	FY 2021	Biennial Total
FTE's	6,545.1	6,703.3	6,624.2
GFS	\$222,455,000	\$230,453,000	\$452,908,000
Other	\$666,825,000	\$677,828,000	\$1,344,653,000
Total	\$889,280,000	\$908,281,000	\$1,797,561,000