

## 185 - Washington Horse Racing Commission

### A002 Regulation of Horse Racing

The Horse Racing Commission is responsible for regulating pari-mutuel horse racing. It licenses, regulates, and supervises pari-mutuel horse race meets and licenses individuals who participate in pari-mutuel horse racing to ensure public confidence in the integrity of racing and pari-mutuel wagering.

Account	FY 2020	FY 2021	Biennial Total
<b>FTE</b>	16.0	16.0	16.0
<b>169 Horse Racing Commission Operating Account</b>			
169-6 Non-Appropriated	\$1,832,000	\$1,814,000	\$3,646,000
<b>497 Horse Racing Commission Class C Purse Fund Account</b>			
497-6 Non-Appropriated	\$88,000	\$87,000	\$175,000
<b>485 Horse Racing Commission Washington Bred Owners Bonus Fund and Breeder Awards</b>			
485-6 Non-Appropriated	\$992,000	\$992,000	\$1,984,000

**Statewide Result Area:** Prosperous Economy  
**Statewide Strategy:** Provide consumer protection

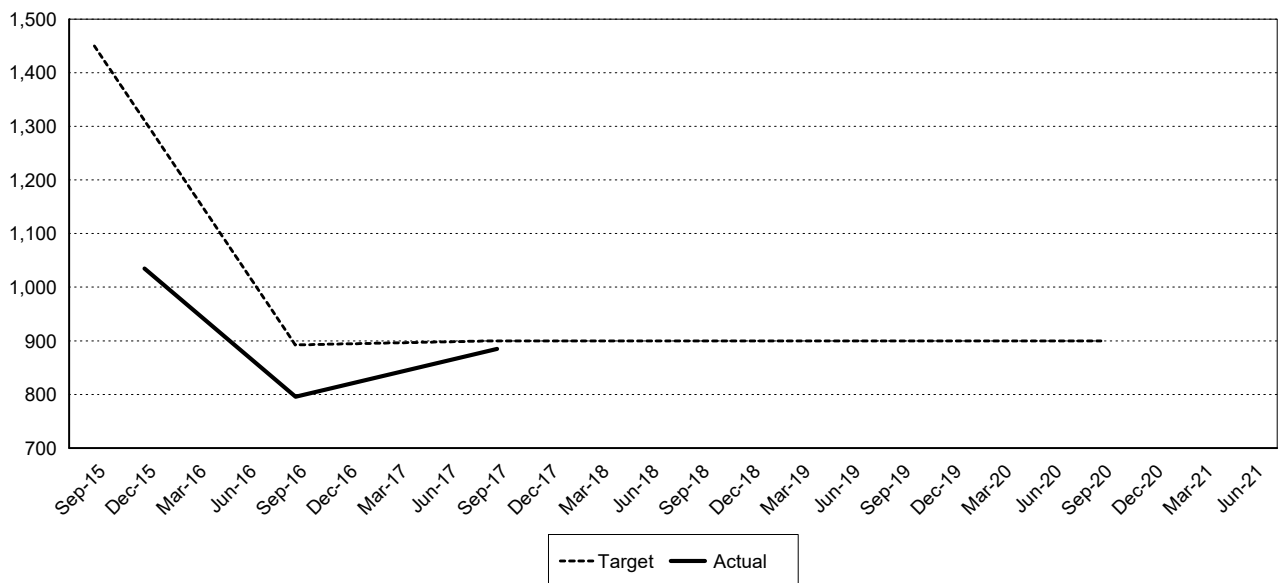
#### Expected Results

Total amount wagered per year in Washington on horse races is \$164,000,000.

Appropriation Period: 2019-21 Activity Version: 36 - Working Analyst Supp. Version 6 Sort By: Activity

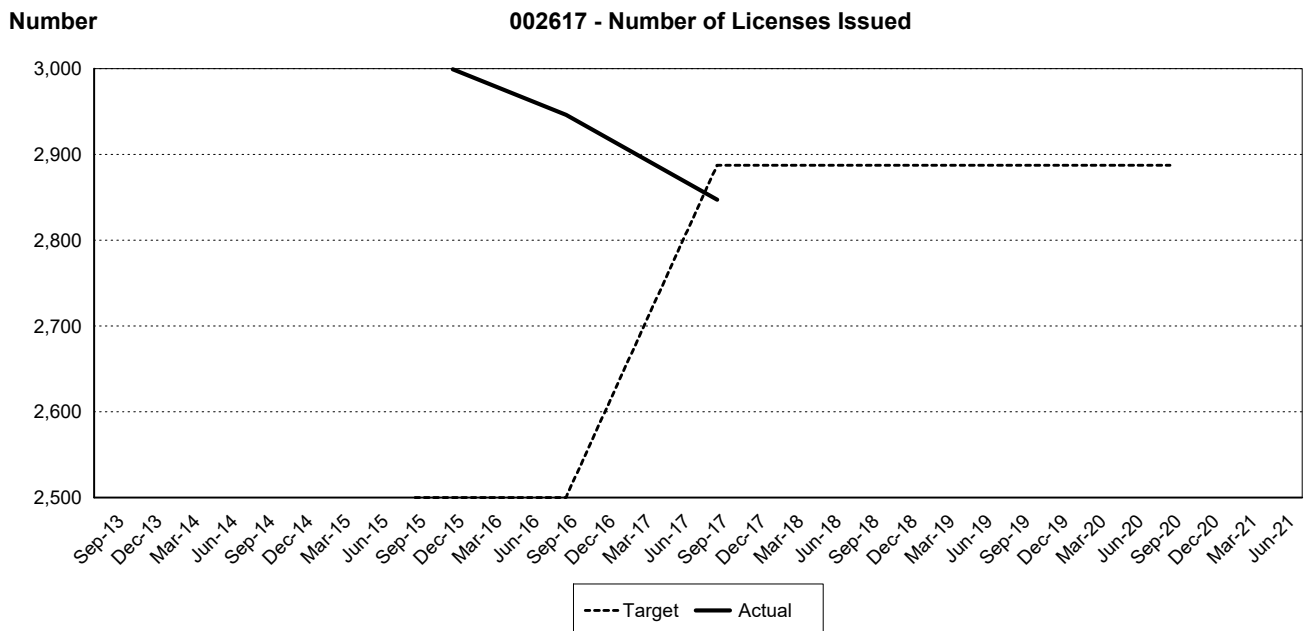
002613 Blood Samples Screened			
Biennium	Period	Actual	Target
2019-21	Q8		
	Q7		
	Q6		
	Q5		900
	Q4		
	Q3		
	Q2		
	Q1		900
2017-19	Q8		
	Q7		
	Q6		
	Q5		900
	Q4		
	Q3		
	Q2		
	Q1	885	900
2015-17	Q8		
	Q7		
	Q6		
	Q5	796	892
	Q4		
	Q3		
	Q2	1,035	
	Q1		1,450

Number 002613 - Blood Samples Screened



Appropriation Period: 2019-21 Activity Version: 36 - Working Analyst Supp. Version 6 Sort By: Activity

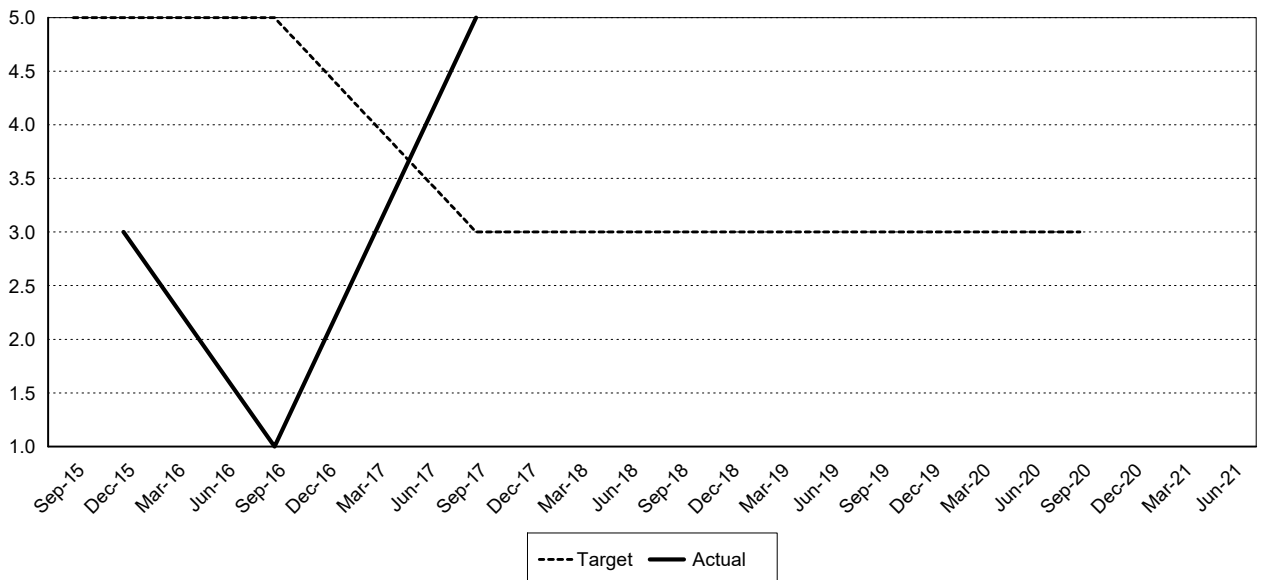
002617 Number of Licenses Issued			
Biennium	Period	Actual	Target
2019-21	Q8		
	Q7		
	Q6		
	Q5		2,887
	Q4		
	Q3		
	Q2		
	Q1		2,887
2017-19	Q8		
	Q7		
	Q6		
	Q5		2,887
	Q4		
	Q3		
	Q2		
	Q1	2,847	2,887
2015-17	Q8		
	Q7		
	Q6		
	Q5	2,946	2,500
	Q4		
	Q3		
	Q2	2,999	
	Q1		2,500



Appropriation Period: 2019-21 Activity Version: 36 - Working Analyst Supp. Version 6 Sort By: Activity

002615 Number of Overages on Permitted Substances			
Biennium	Period	Actual	Target
2019-21	Q8		
	Q7		
	Q6		
	Q5		3
	Q4		
	Q3		
	Q2		
	Q1		3
2017-19	Q8		
	Q7		
	Q6		
	Q5		3
	Q4		
	Q3		
	Q2		
	Q1	5	3
2015-17	Q8		
	Q7		
	Q6		
	Q5	1	5
	Q4		
	Q3		
	Q2	3	
	Q1		5

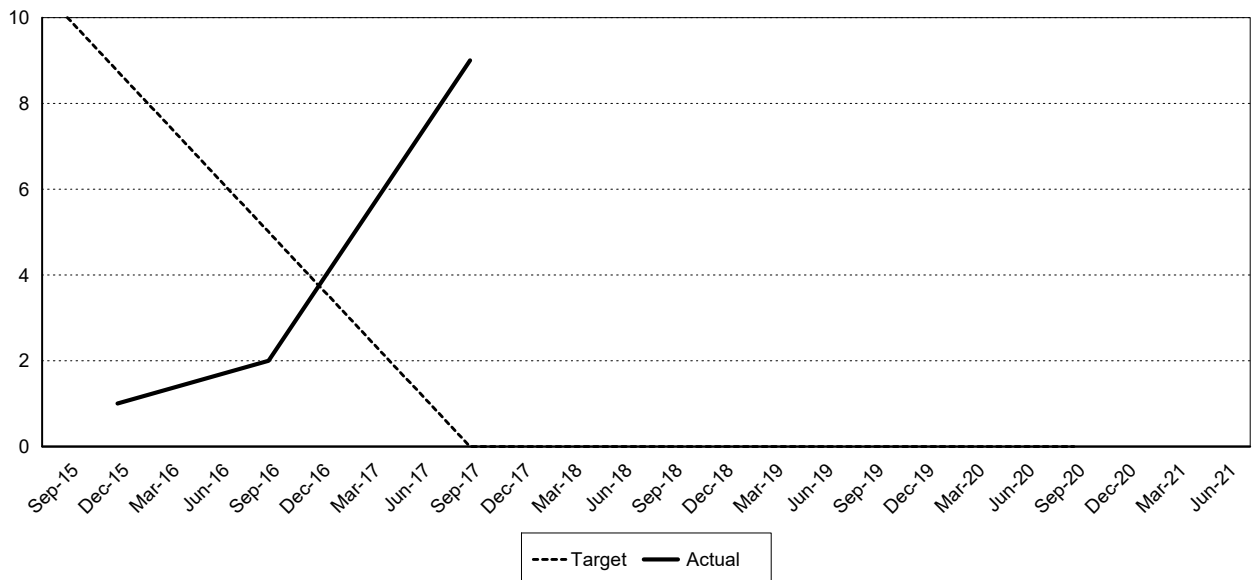
Number 002615 - Number of Overages on Permitted Substances



Appropriation Period: 2019-21 Activity Version: 36 - Working Analyst Supp. Version 6 Sort By: Activity

002616 Number of Prohibited Medication Violations			
Biennium	Period	Actual	Target
2019-21	Q8		
	Q7		
	Q6		
	Q5		0
	Q4		
	Q3		
	Q2		
	Q1		0
2017-19	Q8		
	Q7		
	Q6		
	Q5		0
	Q4		
	Q3		
	Q2		
	Q1	9	0
2015-17	Q8		
	Q7		
	Q6		
	Q5	2	5
	Q4		
	Q3		
	Q2	1	
	Q1		10

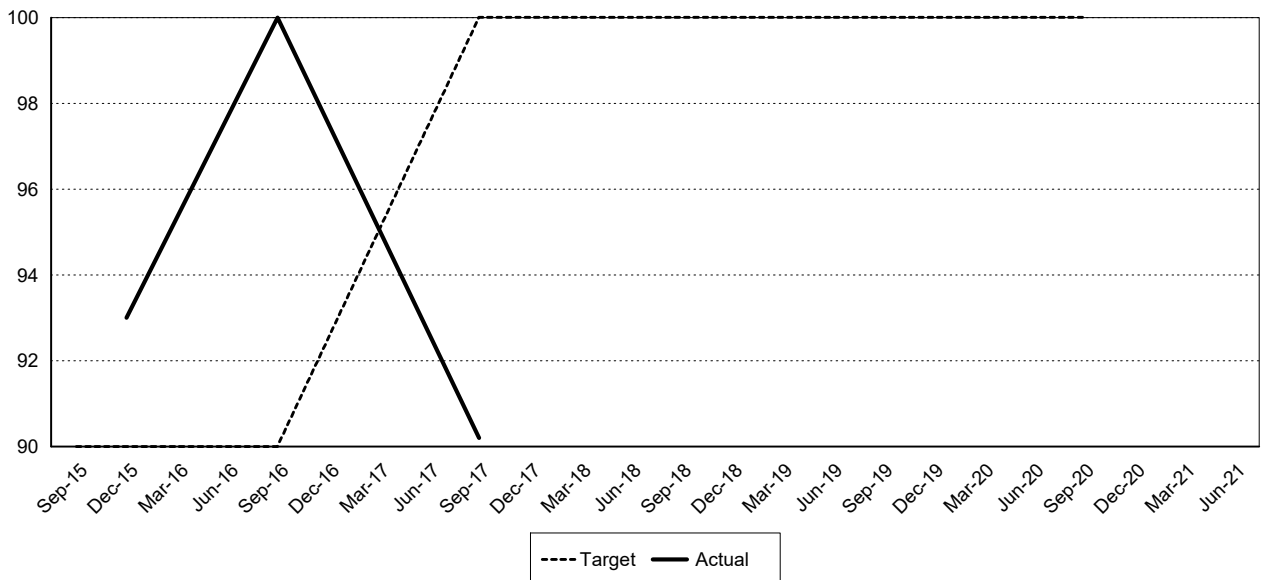
Number 002616 - Number of Prohibited Medication Violations



Appropriation Period: 2019-21 Activity Version: 36 - Working Analyst Supp. Version 6 Sort By: Activity

002612 Percent of Horses Inspected Prior to Racing			
Biennium	Period	Actual	Target
2019-21	Q8		
	Q7		
	Q6		
	Q5		100%
	Q4		
	Q3		
	Q2		
	Q1		100%
2017-19	Q8		
	Q7		
	Q6		
	Q5		100%
	Q4		
	Q3		
	Q2		
	Q1	90.2%	100%
2015-17	Q8		
	Q7		
	Q6		
	Q5	100%	90%
	Q4		
	Q3		
	Q2	93%	
	Q1		90%

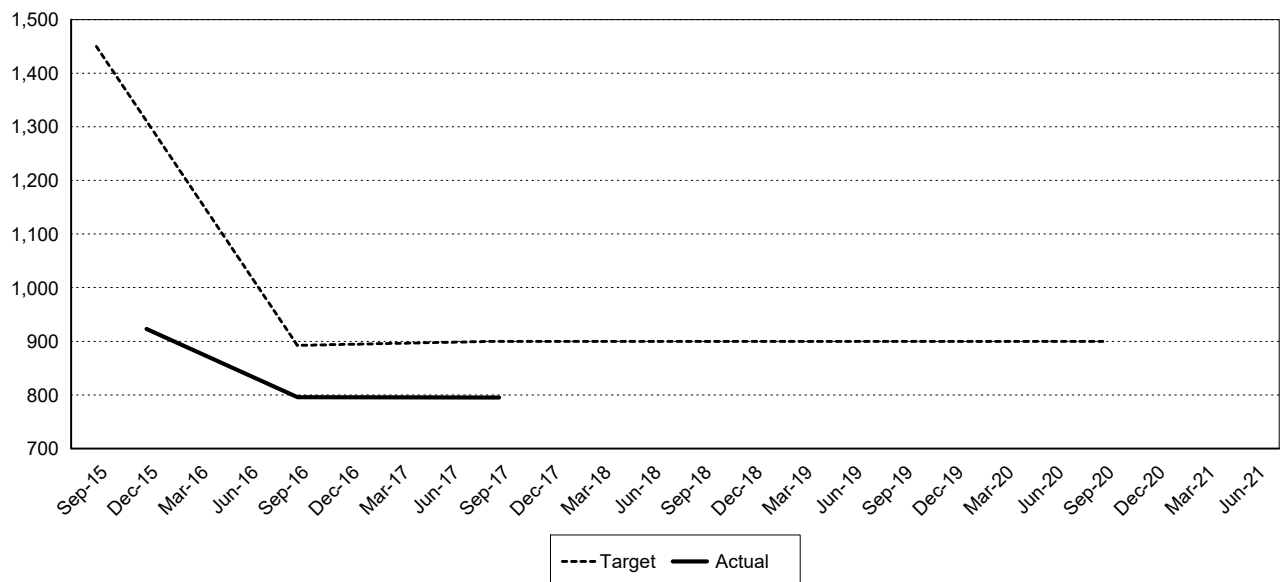
Percent 002612 - Percent of Horses Inspected Prior to Racing



Appropriation Period: 2019-21 Activity Version: 36 - Working Analyst Supp. Version 6 Sort By: Activity

002614 Urine Samples Screened			
Biennium	Period	Actual	Target
2019-21	Q8		
	Q7		
	Q6		
	Q5		900
	Q4		
	Q3		
	Q2		
	Q1		900
2017-19	Q8		
	Q7		
	Q6		
	Q5		900
	Q4		
	Q3		
	Q2		
	Q1	795	900
2015-17	Q8		
	Q7		
	Q6		
	Q5	796	892
	Q4		
	Q3		
	Q2	923	
	Q1		1,450

Number 002614 - Urine Samples Screened



---

---

**Grand Total**

	FY 2020	FY 2021	Biennial Total
FTE's	16.0	16.0	16.0
GFS	\$0	\$0	\$0
Other	\$2,912,000	\$2,893,000	\$5,805,000
<b>Total</b>	<b>\$2,912,000</b>	<b>\$2,893,000</b>	<b>\$5,805,000</b>