

040 - Statute Law Committee

A001 Modification, Publication and Revision of State Laws

The activities of the Statute Law Committee, and the Code Reviser who serves as its secretary, include codifying, indexing, and publishing the Revised Code of Washington and also revising, correcting, and reconciling the statutes by means of administrative or legislative action. The Statute Law Committee functions as the official bill-drafting arm of the Legislature and its various committees, and prepares and prints for the Legislature all bills, memorials, resolutions, amendments, and conference reports. Under the authority of RCW 34.05.210, the Code Reviser also compiles, indexes, and publishes the Washington Administrative Code (WAC) and the Washington State Register (WSR). The Code Reviser's office sells the RCW, the session laws, the WAC, and subscriptions to the Register. The Order Typing Service (OTS) provides typing and editorial services to state agencies drafting administrative rules.

Account	FY 2020	FY 2021	Biennial Total
FTE	46.6	46.6	46.6
001 General Fund			
001-1 State	\$5,002,000	\$5,503,000	\$10,505,000
489 Pension Funding Stabilization Account			
489-1 State	\$283,000	\$283,000	\$566,000
197 Statute Law Committee Publications Account			
197-6 Non-Appropriated	\$327,000	\$604,000	\$931,000

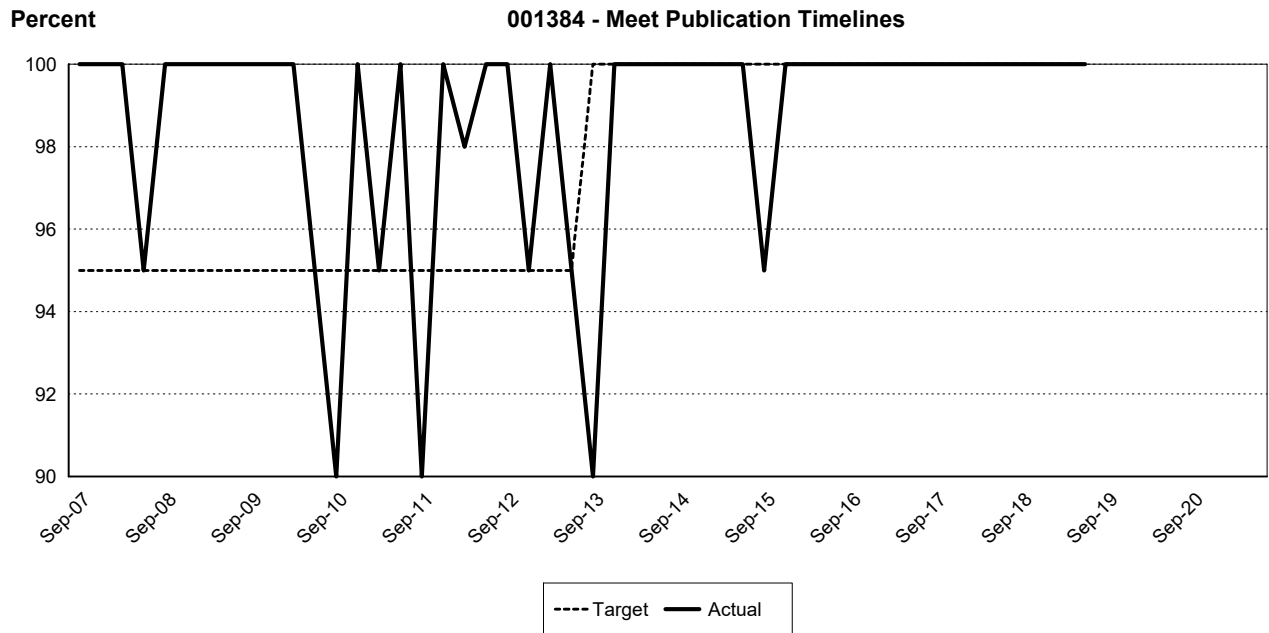
Statewide Result Area: Efficient, Effective and Accountable Government
Statewide Strategy: Provide data, information, and analysis to support decision-making

Expected Results

Accurate and timely publication of state laws and agency regulations.

Appropriation Period: 2019-21 Activity Version: 36 - Working Analyst Supp. Version 6 Sort By: Activity

001384 Percent of the Code Reviser's Office publications that meet statutory and internal timelines.			
Biennium	Period	Actual	Target
2019-21	Q8		
	Q7		
	Q6		
	Q5		
	Q4		
	Q3		
	Q2		
	Q1		
2017-19	Q8	100%	100%
	Q7	100%	100%
	Q6	100%	100%
	Q5	100%	100%
	Q4	100%	100%
	Q3	100%	100%
	Q2	100%	100%
	Q1	100%	100%
2015-17	Q8	100%	100%
	Q7	100%	100%
	Q6	100%	100%
	Q5	100%	100%
	Q4	100%	100%
	Q3	100%	100%
	Q2	100%	100%
	Q1	95%	100%

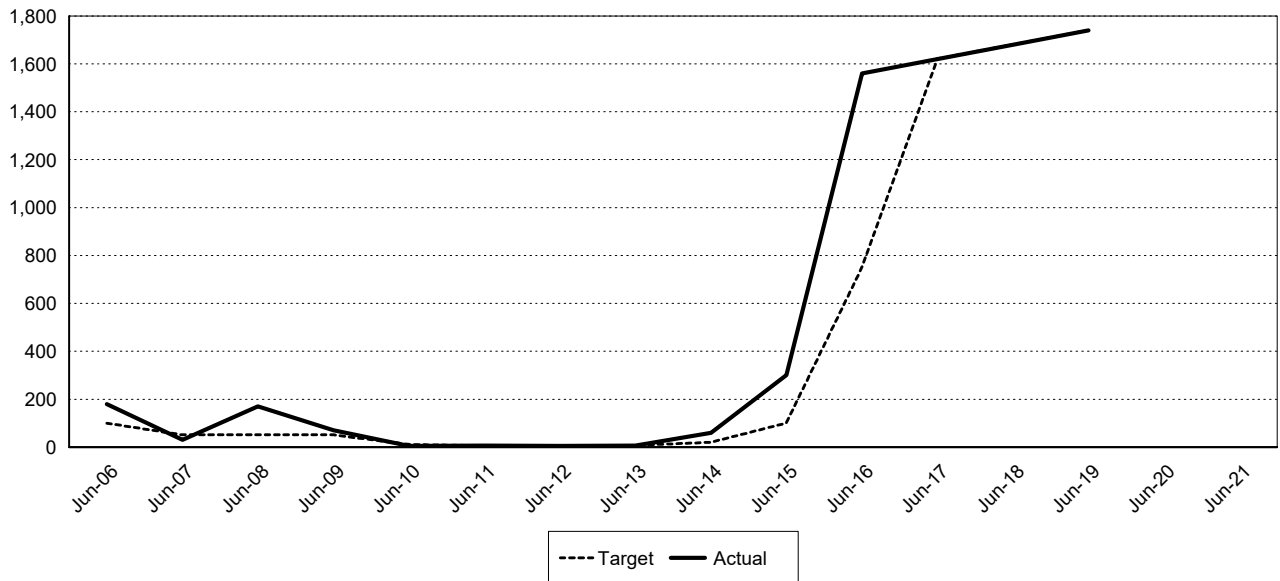


001944 These classes train client agencies how to file electronically for the Washington State Register. This expidites the filing process and is an energy efficient alternative to driving to our office and filing in person.

Biennium	Period	Actual	Target
2019-21	A3		
	A2		
2017-19	A3	1,740	1,740
	A2	1,680	1,680
2015-17	A3	1,620	1,620
	A2	1,560	750

Appropriation Period: 2019-21 Activity Version: 36 - Working Analyst Supp. Version 6 Sort By: Activity

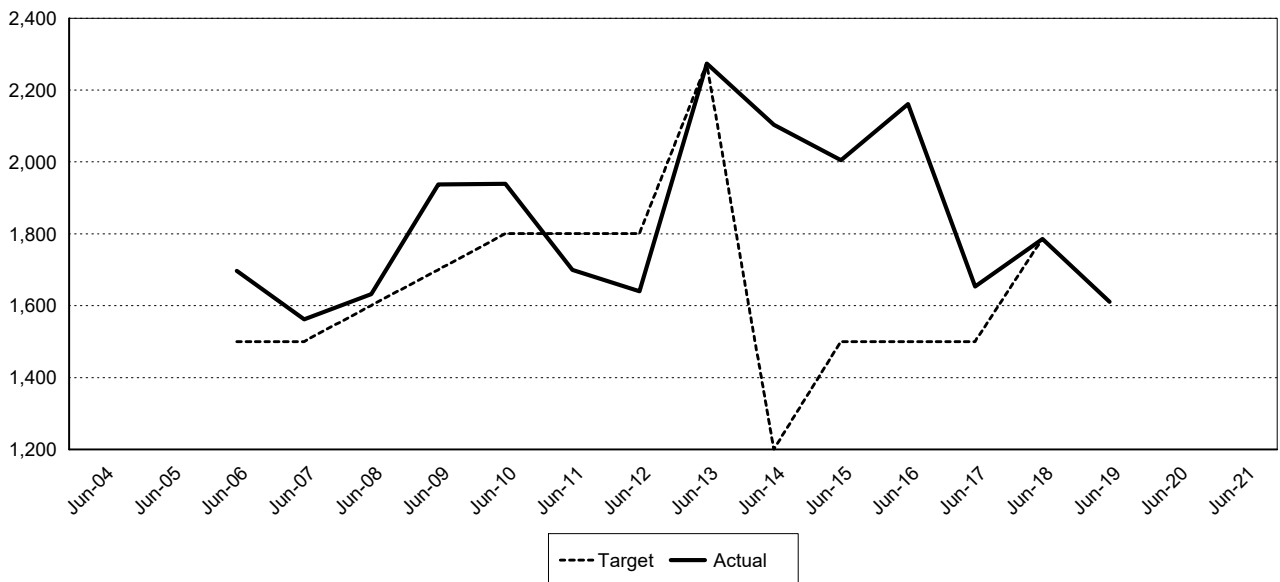
Number 001944 - Number of clients trained in Washington State Register electronic filing procedures.



001946 Order Typing Service provides typing and editing of WAC rules to be filed in the Washington State Register. OTS provides this service to state agencies at no charge.

Biennium	Period	Actual	Target
2019-21	A3		
	A2		
2017-19	A3	1,611	1,611
	A2	1,786	1,786
2015-17	A3	1,653	1,500
	A2	2,161	1,500

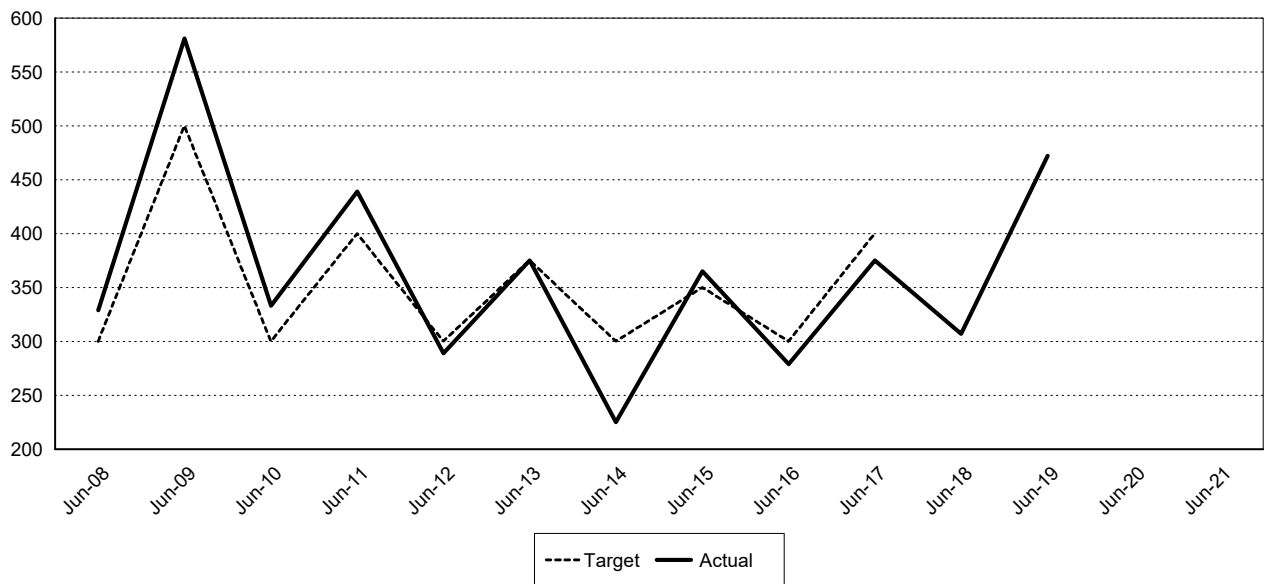
Number 001946 - Number of files worked on in Order Typing Service



Appropriation Period: 2019-21 Activity Version: 36 - Working Analyst Supp. Version 6 Sort By: Activity

001943 Reporting the number of session law chapters published after a legislative session.			
Biennium	Period	Actual	Target
2019-21	A3		
	A2		
2017-19	A3	472	
	A2	307	
2015-17	A3	375	400
	A2	279	300

Number 001943 - Number of Session Law Chapters Published



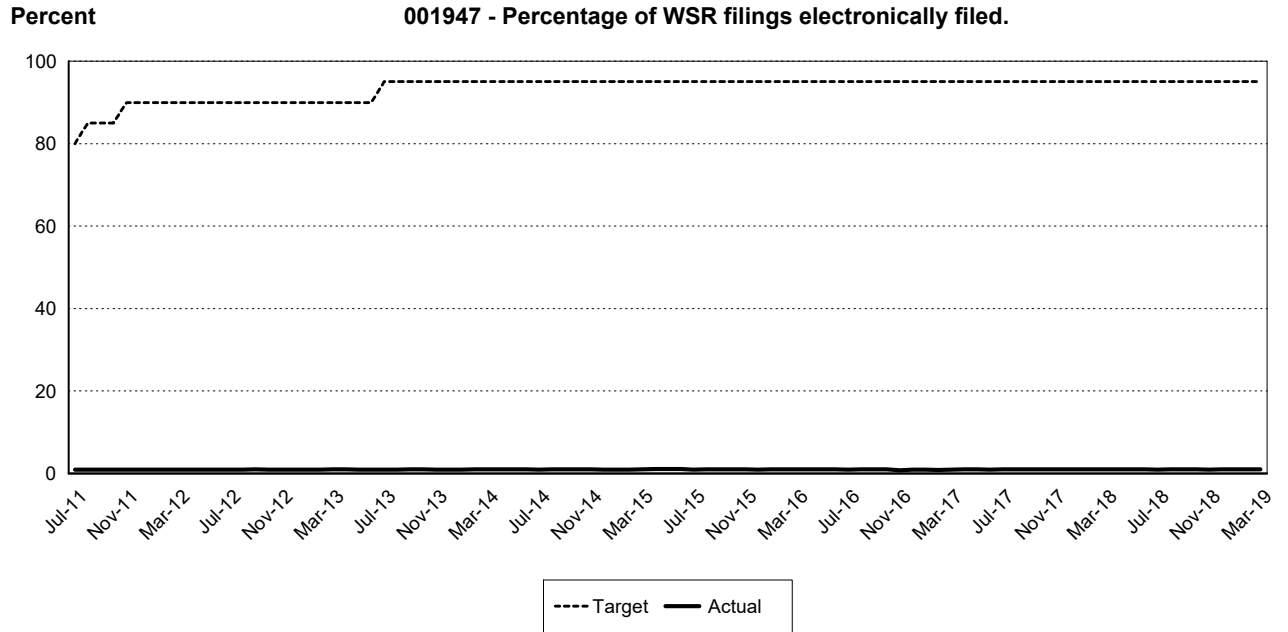
Appropriation Period: 2019-21 Activity Version: 36 - Working Analyst Supp. Version 6 Sort By: Activity

001947 Since 2006, filings for the Washington State Register can be transmitted electronically.					
Biennium	Period	Ratio	Actual	Target	
2019-21	M24	/			
	M23	/			
	M22	/			
	M21	/			
	M20	/			
	M19	/			
	M18	/			
	M17	/			
	M16	/			
	M15	/			
	M14	/			
	M13	/			
	M12	/			
	M11	/			
	M10	/			
	M09	/			
	M08	/			
	M07	/			
	M06	/			
	M05	/			
M04	/				
M03	/				
M02	/				
M01	/				
2017-19	M24	/			
	M23	/			
	M22	/			
	M21	181 / 183	0.99%	95%	
	M20	275 / 280	0.98%	95%	
	M19	195 / 206	0.95%	95%	
	M18	235 / 247	0.95%	95%	
	M17	295 / 330	0.89%	95%	
	M16	232 / 236	0.98%	95%	
	M15	288 / 293	0.98%	95%	
	M14	220 / 223	0.99%	95%	
	M13	218 / 233	0.94%	95%	
	M12	258 / 260	0.99%	95%	
M11	235 / 240	0.98%	95%		
M10	205 / 212	0.97%	95%		
M09	209 / 211	0.99%	95%		

Appropriation Period: 2019-21 Activity Version: 36 - Working Analyst Supp. Version 6 Sort By: Activity

2017-19	M08	298 / 304	0.98%	95%
	M07	247 / 259	0.95%	95%
	M06	313 / 328	0.95%	95%
	M05	259 / 261	0.99%	95%
	M04	229 / 235	0.97%	95%
	M03	289 / 293	0.99%	95%
	M02	305 / 313	0.97%	95%
	M01	237 / 245	0.97%	95%
2015-17	M24	242 / 260	0.93%	95%
	M23	165 / 172	0.96%	95%
	M22	229 / 240	0.95%	95%
	M21	180 / 195	0.92%	95%
	M20	188 / 239	0.79%	95%
	M19	240 / 257	0.93%	95%
	M18	250 / 274	0.91%	95%
	M17	199 / 260	0.77%	95%
	M16	214 / 217	0.99%	95%
	M15	240 / 248	0.97%	95%
	M14	226 / 232	0.97%	95%
	M13	246 / 270	0.91%	95%
	M12	227 / 232	0.98%	95%
	M11	240 / 247	0.97%	95%
	M10	274 / 288	0.95%	95%
	M09	223 / 232	0.96%	95%
	M08	213 / 223	0.96%	95%
	M07	318 / 335	0.95%	95%
	M06	221 / 248	0.89%	95%
	M05	203 / 209	0.97%	95%
	M04	286 / 296	0.97%	95%
	M03	242 / 249	0.97%	95%
	M02	292 / 305	0.96%	95%
	M01	242 / 268	0.9%	95%

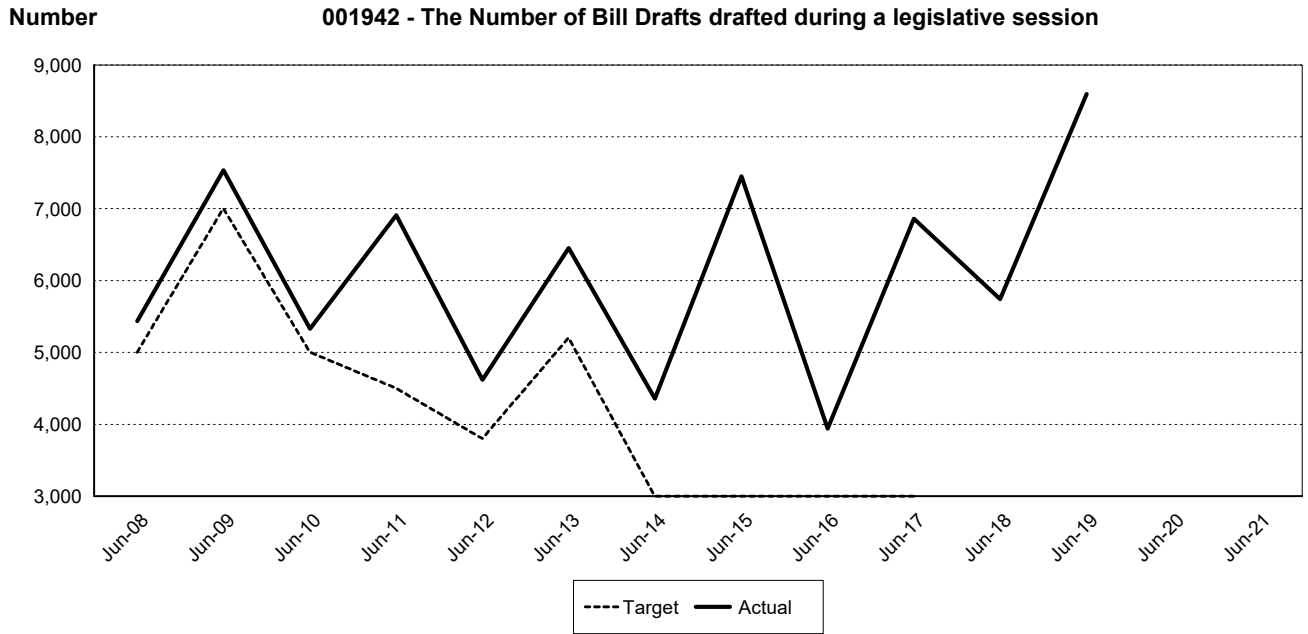
Appropriation Period: 2019-21 Activity Version: 36 - Working Analyst Supp. Version 6 Sort By: Activity



001942 This performance measure informs interested parties in the number of bill draft files opened and worked on during each yearly legislative session.

Biennium	Period	Actual	Target
2019-21	A3		
	A2		
2017-19	A3	8,596	
	A2	5,740	
2015-17	A3	6,861	3,000
	A2	3,940	3,000

Appropriation Period: 2019-21 Activity Version: 36 - Working Analyst Supp. Version 6 Sort By: Activity



Grand Total

	FY 2020	FY 2021	Biennial Total
FTE's	46.6	46.6	46.6
GFS	\$5,002,000	\$5,503,000	\$10,505,000
Other	\$610,000	\$887,000	\$1,497,000
Total	\$5,612,000	\$6,390,000	\$12,002,000