



# **DEPARTMENT OF ECOLOGY**

**2023 – 2033**

**Capital Budget**

**SEPTEMBER 2022**

---

*To request an ADA accommodation, contact Ecology by phone at 360-407-6985 or email at [valerie.pearson@ecy.wa.gov](mailto:valerie.pearson@ecy.wa.gov), or visit <https://ecology.wa.gov/accessibility>. For Relay Service or TTY call 711 or 877-833-6341.*




STATE OF WASHINGTON  
**DEPARTMENT OF ECOLOGY**

PO Box 47600, Olympia, WA 98504-7600 • 360-407-6000

September 20, 2022

TO: David Schumacher, Director  
Office of Financial Management (OFM)

FROM: Laura Watson, Director 

SUBJECT: Ecology's 2023-25 Biennial Capital Budget Request

As the state's lead environmental agency, Ecology's mission is to protect and preserve the environment for current and future generations, while valuing and supporting Washington's economic success. We're tackling challenges that are unique to our times and require us to take a broad and holistic approach to our work that focuses on not only *what* we do, but also *how* we do it.

Ecology's strategic goals are to:

- Support and engage our communities, customers, and employees.
- Reduce and prepare for climate change impacts.
- Prevent and reduce toxic threats and pollution.
- Protect and manage our state's waters.

Our agency's deep commitment to environmental justice is tied to each of our strategic goals and guides the way we work to accomplish those goals.

Attached is Ecology's 2023-25 biennial capital budget request. It reflects an economy that is largely recovered from the impacts of the COVID-19 pandemic and aims to help support our communities during this time, while continuing to protect environmental and public health through a focus on equity and environmental justice. These requests will provide economic benefits to the state by creating 3,367 private sector jobs during the next two years (based on OFM estimates) and pass through over a billion dollars in new project funding to local communities.

Ecology's 2023-25 biennial capital budget request totals \$1.38 billion. These requests are supported primarily by dedicated environmental funds, federal funds, or state bonds for projects that:

- Promote local economic development through cleaning up contaminated sites for redevelopment.

- Improve water quality.
- Reduce air pollution and greenhouse gas emissions.
- Deliver water for fish, farms, and people.
- Address local environmental and public health priorities.
- Protect, restore, and enhance state owned facilities.
- Create jobs.

## Placeholder

### *Supporting Whatcom Flood Resiliency and Transboundary Initiative*

In November 2021, Whatcom County communities along the Nooksack River experienced record floods, and that same weather event exacerbated flooding in many local river systems in British Columbia. Unfortunately, many of the same homes, businesses, and infrastructure damaged in the 2021 flood also experienced flooding less than a year earlier.

The Nooksack River watershed has many unique physical characteristics that make it prone to flooding, including a steep gradient and high sediment load. As the climate changes, we anticipate these factors will only increase the frequency and severity of flood events within this dynamic river system. Additional flooding will cause further disruption to communities along the river and increase the potential for catastrophic damage to both Whatcom County and neighboring communities in Canada.

This past spring, the Legislature appropriated \$750,000 in the 2022 supplemental operating budget to address these flooding challenges and bolster local, state, and cross-border coordination efforts. \$500,000 of the appropriation was provided, through Ecology, directly to Whatcom County to support their established Floodplain Integrated Planning (FLIP) process. The remaining \$250,000 was provided in Ecology's budget to reinvigorate an international task force focused on improved cross-border communication and coordination around flood planning and response efforts. The task force was led by the Governor's Office and the British Columbia Premier's Office.

Moving forward, we know there is a significant need for additional funding. Flood hazard risk reduction involves scientific evaluation, planning, and execution of capital projects to relocate, redesign, or protect communities and public infrastructure and to implement nature-based solutions for reducing flood damage and protecting aquatic habitat. This work will also require coordination and consensus building among diverse parties on solutions.

- At the county level, we need to better understand how well existing and expected funding dovetails with known discrete local needs. This will help to identify where potential bottlenecks may occur (e.g., the arrival of funds and the readiness of projects are not well synchronized) and where gaps exist outright.



David Schumacher, Director

September 20, 2022

Page 3

- We also need to allow more time for the Governor's Office and the B.C. Premier's Office to agree on key objectives for the cross-border effort and to put an associated governance structure and timeline in place.

These insights, as well as others we expect to gain while continuing to work with the Governor's Office, OFM, affected communities, and the Legislature will help determine what options and funding strategies may be needed for the 2023-25 biennium.

Thank you for considering Ecology's 2023-25 biennial capital budget request. We will work with our assigned OFM capital budget analysts as they review this request in detail. Please let us know if you have questions.

Attachment

Distribution to:

Myra Baldini, Budget Assistant to the Governor, OFM

Lisa Borkowski, Budget Assistant to the Governor, OFM

Wendy Brown, Senior Fiscal Analyst, Senate Ways & Means Committee

Jim Cahill, Senior Budget Assistant to the Governor, OFM

Ken Camp, Legislative Coordinator, Department of Ecology

Denise Clifford, Governmental Affairs Director, Department of Ecology

Debbie Driver, Senior Policy Advisor, Transportation, Office of the Governor

Dawn Eychaner, Fiscal Analyst, House Capital Budget Committee

Erik Fairchild, Chief Financial Officer, Department of Ecology

Jed Herman, Senior Fiscal Analyst, Senate Ways & Means Committee

Dan Jones, Fiscal Analyst, House Appropriations/Natural Resources Committee

Kelci Karl-Robinson, Capital Budget Coordinator, House Capital Budget Committee

Becky Kelley, Senior Policy Advisor, Climate, Office of the Governor

Anna Lising, Senior Policy Advisor, Energy, Office of the Governor

Noha Mahgoub, Senior Policy Advisor, Housing & Homelessness, Office of the Governor

Jennifer Masterson, Senior Budget Assistant to the Governor, OFM

Scott Merriman, Legislative Liaison, Legal and Legislative Affairs, OFM

Ruth Musgrave, Senior Policy Advisor, Natural Resources, Office of the Governor

Carrie Sessions, Senior Policy Advisor, Environment & Water, Office of the Governor

Drew Shirk, Executive Director of Legislative Affairs, Office of the Governor

Nick Streuli, Executive Director of Policy & Outreach, Office of the Governor

Garret Ward, Budget Policy Manager, Department of Ecology



\*\*\* *This page intentionally blank.* \*\*\*

**Department of Ecology  
2023-2033 Capital Budget**

**Table of Contents**

<b>Tab A</b>	<b>Summary Information .....</b>	<b>13</b>
	1. Capital Budget Proposal Summary (Spreadsheet).....	15
	2. Capital Budget Summary Ranking .....	17
	3. Ten Year Capital Plan Summary .....	21
	4. DAHP Review Letter .....	39
	5. Capital FTE Summary .....	41
	6. Capital FTEs by Project.....	47
	7. Puget Sound Action Agenda List, Capital .....	51
	8. Maintenance Backlog Reduction Plan .....	57
<b>Tab B</b>	<b>Preservation Projects .....</b>	<b>67</b>
	1. 40000605 2023-25 Zosel Dam Preservation .....	69
	2. 40000570 Elevator Restorations at Ecology Facilities .....	183
	3. 40000193 Zosel Dam Preservation.....	203
	4. 30000282 Padilla Bay Federal Capital Projects .....	205
<b>Tab C</b>	<b>Programmatic Projects .....</b>	<b>207</b>
	1. 40000604 Product Testing Laboratory Construction.....	209
	2. 40000127 Padilla Bay Federal Capital Projects .....	273
<b>Tab D</b>	<b>Grant/Other Projects &amp; Reappropriations.....</b>	<b>275</b>
<b>Tab D-1</b>	<b>Prevent and Reduce Toxic Threats and Pollution Projects.....</b>	<b>281</b>
	1. 40000526 2023-25 Protect Investments in Cleanup Remedies .....	283
	2. 40000495 2023-25 Remedial Action Grant Program .....	293
	3. 40000474 2023-25 Reducing Diesel Greenhouse Gases (GHG) and Toxic Emissions .....	361
	4. 40000606 Improving Air Quality in Overburdened Communities Initiative .....	371
	5. 40000480 2023-25 Affordable Housing Cleanup Grant Program.....	377
	6. 40000487 2023-25 Clean Up Toxic Sites – Puget Sound.....	393

7.	40000530	2023-25 PFAS Contaminated Drinking Water .....	411
8.	40000479	2023-25 Reducing Toxic Wood Stove Emissions .....	421
9.	40000529	2023-25 ASARCO Everett Smelter Plume Cleanup .....	427
10.	40000486	2023-25 Product Replacement Program .....	433
11.	40000538	2023-25 Swift Creek Natural Asbestos Flood Control and Cleanup.....	445
12.	40000533	2023-25 Eastern Washington Clean Sites Initiative .....	457
13.	40000568	2023-25 Waste Tire Pile Cleanup and Prevention.....	471

**Tab D-2      Protect and Manage Our State’s Waters .....477**

1.	40000563	2023-25 Water Pollution Control Revolving Program .....	479
2.	40000571	2023-25 Centennial Clean Water Program.....	493
3.	40000540	2023-25 Floodplains by Design.....	513
4.	40000539	2023-25 Stormwater Financial Assistance Program.....	543
5.	40000583	2023-25 Columbia River Water Supply Development Program.....	553
6.	40000572	2023-25 Yakima River Basin Water Supply .....	595
7.	40000476	2023-25 Chehalis Basin Strategy.....	619
8.	40000565	2023-25 Streamflow Restoration Program .....	627
9.	40000559	2023-25 Sunnyside Valley Irrigation District Water Conservation .....	633
10.	40000564	2023-25 State Match - Water Pollution Control Revolving Program .....	645
11.	40000569	2023-25 Stormwater Public Private Partnerships .....	657
12.	40000567	2023-25 Sewer Overflow & Stormwater Reuse Municipal Grants Program.....	667
13.	40000475	2023-25 Coastal Wetlands Federal Funds .....	677
14.	40000477	2023-25 Freshwater Aquatic Invasive Plants Grant Program.....	685
15.	40000478	2023-25 Freshwater Algae Grant Program.....	693

**Tab D-3      Reappropriations.....701**

1.	40000337	2021-23 Water Pollution Control Revolving Program .....	705
2.	40000473	2022 Water Pollution Control Revolving Program .....	707
3.	40000110	2019-21 Water Pollution Control Revolving Program .....	709



4.	4000018	VW Settlement Funded Projects.....	711
5.	40000336	2021-23 Stormwater Financial Assistance Program.....	713
6.	40000304	2021-23 Remedial Action Grant Program .....	715
7.	40000387	2021-23 Chehalis Basin Strategy.....	717
8.	40000389	2021-23 Floodplains by Design.....	719
9.	40000209	2019-21 Chehalis Basin Strategy.....	721
10.	40000399	2021-23 Columbia River Water Supply Development Program.....	723
11.	40000397	2021-23 Streamflow Restoration Program .....	725
12.	40000211	2019-21 Remedial Action Grants .....	727
13.	40000359	2021-23 Centennial Clean Water Program.....	729
14.	40000144	2019-21 Stormwater Financial Assistance Program.....	731
15.	40000129	2019-21 Floodplains by Design.....	733
16.	40000152	2019-21 Columbia River Water Supply Development Program.....	735
17.	40000177	2019-21 Streamflow Restoration Program .....	737
18.	30000796	2017-19 Stormwater Financial Assistance Program.....	739
19.	40000422	2021-23 Yakima River Basin Water Supply .....	741
20.	92000076	Storm Water Improvements.....	743
21.	40000288	2020 Remedial Action Grants.....	745
22.	40000340	2021-23 Eastern Washington Clean Sites Initiative .....	747
23.	40000179	2019-21 Yakima River Basin Water Supply .....	749
24.	40000116	2019-21 Centennial Clean Water Program.....	751
25.	30000216	Remedial Action Grant Program .....	753
26.	40000390	2021-23 Reducing Diesel GHG & Toxic Emissions .....	755
27.	30000797	2015-17 Restored Stormwater Financial Assistance .....	757
28.	91000373	2021-23 Water Banking.....	759
29.	30000706	2017-19 Floodplains by Design.....	761
30.	30000670	ASARCO Cleanup.....	763
31.	40000117	2019-21 Eastern Washington Clean Sites Initiative .....	765
32.	40000109	Reduce Air Pollution from Transit/Sch. Buses/State- Owned Vehicles .....	767
33.	40000130	2019-21 Clean Up Toxics Sites - Puget Sound.....	769
34.	40000303	2021-23 ASARCO Everett Smelter Plume Cleanup .....	771

35.	40000378	2021-23 Healthy Housing Remediation Program.....	773
36.	40000360	2021-23 Protect Investments in Cleanup Remedies .....	775
37.	30000458	Remedial Action Grants.....	777
38.	30000712	Columbia River Water Supply Development Program .....	779
39.	40000396	2021-23 Puget Sound Nutrient Reduction Grant Program.....	781
40.	30000374	Remedial Action Grants.....	783
41.	40000388	2021-23 Coastal Wetlands Federal Funds .....	785
42.	40000114	2019-21 ASARCO Cleanup.....	787
43.	40000436	2021-23 Product Replacement Program .....	789
44.	30000705	2017-19 Centennial Clean Water Program.....	791
45.	40000346	2021-23 Clean Up Toxic Sites-Puget Sound .....	793
46.	40000194	2019-21 Protect Investments in Cleanup Remedies .....	795
47.	30000432	Eastern Washington Clean Sites Initiative.....	797
48.	92000195	2022 Stormwater Projects.....	799
49.	30000537	Floodplains by Design .....	801
50.	40000391	2021-23 Sunnyside Valley Irrigation Distr. Water Conservation .....	803
51.	40000465	2022 Clean Up Toxic Sites-Puget Sound.....	805
52.	40000149	Healthy Housing Remediation Program .....	807
53.	30000714	Watershed Plan Implementation and Flow Achievement .....	809
54.	40000386	2021-23 ASARCO Tacoma Smelter Plume Cleanup .....	811
55.	30000542	Cleanup Toxics Sites - Puget Sound.....	813
56.	40000111	2019-21 Sunnyside Valley Irrigation District Water Conservation .....	815
57.	40000464	Pacific Wood Treating Site Cleanup – Cleanup Settlement Account .....	817
58.	40000371	2021-23 Reducing Toxic Wood Stove Emissions .....	819
59.	30000280	ASARCO - Tacoma Smelter Plume and Mines.....	821
60.	30000763	2015-17 Restored Clean Up Toxic Sites - Puget Sound .....	823
61.	30000704	2015-17 Restored Eastern WA Clean Sites Initiative.....	825
62.	30000673	Sunnyside Valley Irrigation District Water Conservation .....	827

63.	30000742	2017-19 Eastern Washington Clean Sites Initiative .....	829
64.	91000347	Skagit Water .....	831
65.	92000193	Pier 63 Creosote Removal .....	833
66.	30000707	2017-19 Remedial Action Grants .....	835
67.	30000538	ASARCO Cleanup.....	837
68.	40000375	2021-23 Freshwater Aquatic Invasive Plants Grant Program.....	839
69.	92000142	Drought Response.....	841
70.	30000589	Sunnyside Valley Irrigation District Water Conservation .....	843
71.	40000470	2022 Community-Based Public-Private Stormwater Partnership .....	845
72.	30000331	Watershed Plan Implementation and Flow Achievement .....	847
73.	40000286	2020 Eastern Washington Clean Sites Initiative.....	849
74.	30000591	Watershed Plan Implementation and Flow Achievement .....	851
75.	30000334	ASARCO Cleanup.....	853
76.	91000359	PFAS Pilot Project.....	855
77.	92000158	Port of Tacoma Arkema/Dunlap Mound .....	857
78.	40000146	2015 Drought Authority .....	859
79.	40000210	Chemical Action Plan Implementation.....	861
80.	40000376	2021-23 Freshwater Algae Grant Program.....	863
81.	30000588	Columbia River Water Supply Development Program .....	865
82.	30000536	Coastal Wetlands Federal Funds.....	867
83.	40000338	2021-23 Waste Tire Pile Cleanup and Prevention.....	869
84.	30000333	Dungeness Water Supply & Mitigation.....	871
85.	19742006	Water Supply Facilities.....	873
86.	30000590	Yakima River Basin Water Supply.....	875
87.	40000115	2019-21 Reducing Toxic Diesel Emissions.....	877
88.	30000740	Water Irrigation Efficiencies Program.....	879
89.	20042951	Twin Lake Aquifer Recharge Project .....	881
90.	30000708	Swift Creek Natural Asbestos Flood Control and Cleanup .....	883

91.	20052852	Quad Cities Water Right Mitigation.....	885
92.	30000213	Watershed Plan Implementation and Flow Achievement .....	887
93.	30000028	Watershed Plan Implementation and Flow Achievement .....	889
94.	20081951	Transfer of Water Rights for Cabin Owners.....	891

\*\*\* END OF TABLE OF CONTENTS \*\*\*

**Department of Ecology  
2023-2033 Capital Budget**

**Table of Contents**

<b>Tab A</b>	<b>Summary Information .....</b>	<b>13</b>
	1. Capital Budget Proposal Summary (Spreadsheet).....	15
	2. Capital Budget Summary Ranking .....	17
	3. Ten Year Capital Plan Summary .....	21
	4. DAHP Review Letter .....	39
	5. Capital FTE Summary .....	41
	6. Capital FTEs by Project .....	47
	7. Puget Sound Action Agenda List, Capital .....	51
	8. Maintenance Backlog Reduction Plan .....	57

\*\*\* *This page intentionally blank.* \*\*\*

## Department of Ecology 2023-25 Biennium Budget Request - Capital

### Capital

9/20/2022 \$ in thousands

2023-25 Biennium Budget Request 9/20/2022			
SBCA	MTCA <sup>1</sup>	Other	Total

Prevent and Reduce Toxic Threats and Pollution				
1	2023-25 Protect Investments in Cleanup Remedies		4,450	4,450
2	2023-25 Remedial Action Grant Program		115,111	115,111
3	2023-25 Reducing Diesel Greenhouse Gases (GHG) and Toxic Emissions		15,632	15,632
4	Improving Air Quality in Overburdened Communities Initiative			11,400
5	2023-25 Affordable Housing Cleanup Grant Program		12,259	12,259
6	2023-25 Clean Up Toxic Sites – Puget Sound		7,455	7,455
7	2023-25 PFAS Contaminated Drinking Water	17,215		17,215
8	2023-25 Reducing Toxic Wood Stove Emissions		4,144	4,144
9	2023-25 ASARCO Everett Smelter Plume Cleanup		7,679	7,679
10	2023-25 Product Replacement Program		6,500	6,500
11	2023-25 Swift Creek Natural Asbestos Flood Control and Cleanup	11,984		11,984
12	2023-25 Eastern Washington Clean Sites Initiative		950	950
13	2023-25 Waste Tire Pile Cleanup and Prevention			1,000
Protect and Manage Our State's Waters				
14	2023-25 Water Pollution Control Revolving Program			635,000
15	2023-25 Centennial Clean Water Program	40,000	40,000	80,000
16	2023-25 Floodplains by Design	70,392		70,392
17	2023-25 Stormwater Financial Assistance Program		68,000	68,000
18	2023-25 Columbia River Water Supply Development Program	47,500		49,000
19	2023-25 Yakima River Basin Water Supply	49,000		49,000
20	2023-25 Chehalis Basin Strategy	70,000		70,000
21	2023-25 Streamflow Restoration Program			40,000
22	2023-25 Sunnyside Valley Irrigation District Water Conservation	3,246		3,246
23	2023-25 State Match - Water Pollution Control Revolving Program			35,000
24	2023-25 Stormwater Public Private Partnerships		3,000	3,000
25	2023-25 Sewer Overflow & Stormwater Reuse Municipal Grants Program			16,700
26	2023-25 Coastal Wetlands Federal Funds			12,000
27	2023-25 Freshwater Aquatic Invasive Plants Grant Program			1,700
28	2023-25 Freshwater Algae Grant Program			750
Facility Related				
29	Product Testing Laboratory Construction	16,111		16,111
30	2023-25 Zosel Dam Preservation	5,549		5,549
31	Elevator Restorations at Ecology Facilities	4,263		4,263
<b>Total Capital Budget</b>		<b>335,260</b>	<b>285,180</b>	<b>755,050</b>
			<b>1,375,490</b>	

<sup>1</sup> Model Toxics Control Capital (23N-1) and Stormwater (23R-1) Accounts.

\*\*\* *This page intentionally blank.* \*\*\*



# 2023-25 Biennium Capital Budget Summary Ranking

September 16, 2022

Purpose: Provides Final ranking of 2023-25 Biennium budget requests.

Priority	Program	Project Number	Project Title	New Appropriations	Reappropriations
1	WQP	40000563	2023-25 Water Pollution Control Revolving Program	\$ 635,000,000	
2	TCP	40000526	2023-25 Protect Investments in Cleanup Remedies	\$ 4,450,000	
3	WQP	40000571	2023-25 Centennial Clean Water Program	\$ 80,000,000	
4	TCP	40000495	2023-25 Remedial Action Grant Program	\$ 115,111,000	
5	AQP	40000474	2023-25 Reducing Diesel Greenhouse Gases(GHG) & Toxic Emissions	\$ 15,632,000	
6	AQP	40000606	Improving Air Quality in Overburdened Communities Initiative	\$ 11,400,000	
7	SEA	40000540	2023-25 Floodplains by Design	\$ 70,392,000	
8	WQP	40000539	2023-25 Stormwater Financial Assistance Program	\$ 68,000,000	
9	WRP/OCR	40000583	2023-25 Columbia River Water Supply Development Program	\$ 49,000,000	
10	WRP/OCR	40000572	2023-25 Yakima River Basin Water Supply	\$ 49,000,000	
11	SEA/OCB	40000476	2023-25 Chehalis Basin Strategy	\$ 70,000,000	
12	TCP	40000480	2023-25 Affordable Housing Cleanup Grant Program	\$ 12,259,000	
13	WRP	40000565	2023-25 Streamflow Restoration Program	\$ 40,000,000	
14	TCP	40000487	2023-25 Clean Up Toxic Sites – Puget Sound	\$ 7,455,000	
15	TCP	40000530	2023-25 PFAS Contaminated Drinking Water	\$ 17,215,000	
16	EAP	40000604	Product Testing Laboratory Construction	\$ 16,111,000	
17	WRP/OCR	40000559	2023-25 Sunnyside Valley Irrigation District Water Conservation	\$ 3,246,000	
18	WRP	40000605	2023-25 Zosel Dam Preservation	\$ 5,549,000	
19	WQP	40000564	2023-25 State Match - Water Pollution Control Revolving Program	\$ 35,000,000	
20	AQP	40000479	2023-25 Reducing Toxic Wood Stove Emissions	\$ 4,144,000	
21	TCP	40000529	2023-25 ASARCO Everett Smelter Plume Cleanup	\$ 7,679,000	
22	Admin	40000570	Elevator Restorations at Ecology Facilities	\$ 4,263,000	
23	HWTR	40000486	2023-25 Product Replacement Program	\$ 6,500,000	
24	TCP	40000538	2023-25 Swift Creek Natural Asbestos Flood Control and Cleanup	\$ 11,984,000	
25	TCP	40000533	2023-25 Eastern Washington Clean Sites Initiative	\$ 950,000	
26	WQP	40000569	2023-25 Stormwater Public Private Partnerships	\$ 3,000,000	
27	SWM	40000568	2023-25 Waste Tire Pile Cleanup and Prevention	\$ 1,000,000	
28	WQP	40000567	2023-25 Sewer Overflow & Stormwater Reuse Municipal Grants	\$ 16,700,000	
29	SEA	40000475	2023-25 Coastal Wetlands Federal Funds	\$ 12,000,000	
30	WQP	40000477	2023-25 Freshwater Aquatic Invasive Plants Grant Program	\$ 1,700,000	
31	WQP	40000478	2023-25 Freshwater Algae Grant Program	\$ 750,000	

Priority	Program	Project Number	Project Title	New Appropriations	Reappropriations
32	WQP	40000337	2021-23 Water Pollution Control Revolving Program		\$ 258,000,000
33	WQP	40000473	2022 Water Pollution Control Revolving Program		\$ 200,000,000
34	WQP	40000110	2019-21 Water Pollution Control Revolving Program		\$ 148,000,000
35	AQP	40000018	VW Settlement Funded Projects		\$ 90,931,000
36	WQP	40000336	2021-23 Stormwater Financial Assistance Program		\$ 71,324,000
37	TCP	40000304	2021-23 Remedial Action Grant Program		\$ 70,455,000
38	SEA/OCB	40000387	2021-23 Chehalis Basin Strategy		\$ 57,799,000
39	SEA	40000389	2021-23 Floodplains by Design		\$ 49,199,000
40	SEA/OCB	40000209	2019-21 Chehalis Basin Strategy		\$ 45,851,000
41	WRP/OCR	40000399	2021-23 Columbia River Water Supply Development Program		\$ 44,519,000
42	WRP	40000397	2021-23 Streamflow Restoration Program		\$ 40,000,000
43	TCP	40000211	2019-21 Remedial Action Grants		\$ 39,913,000
44	WQP	40000359	2021-23 Centennial Clean Water Program		\$ 39,508,000
45	WQP	40000144	2019-21 Stormwater Financial Assistance Program		\$ 32,312,000
46	SEA	40000129	2019-21 Floodplains by Design		\$ 30,503,000
47	WRP/OCR	40000152	2019-21 Columbia River Water Supply Development Program		\$ 30,488,000
48	WRP	40000177	2019-21 Streamflow Restoration Program		\$ 29,490,000
49	WQP	30000796	2017-19 Stormwater Financial Assistance Program		\$ 27,434,000
50	WRP/OCR	40000422	2021-23 Yakima River Basin Water Supply		\$ 25,425,000
51	WQP	92000076	Storm Water Improvements		\$ 22,456,000
52	TCP	40000288	2020 Remedial Action Grants		\$ 21,513,000
53	TCP	40000340	2021-23 Eastern Washington Clean Sites Initiative		\$ 20,753,000
54	WRP/OCR	40000179	2019-21 Yakima River Basin Water Supply		\$ 15,781,000
55	WQP	40000116	2019-21 Centennial Clean Water Program		\$ 15,710,000
56	TCP	30000216	Remedial Action Grant Program		\$ 15,506,000
57	AQP	40000390	2021-23 Reducing Diesel GHG & Toxic Emissions		\$ 14,980,000
58	WQP	30000797	2015-17 Restored Stormwater Financial Assistance		\$ 14,682,000
59	WRP	91000373	2021-23 Water Banking		\$ 14,000,000
60	SEA	30000706	2017-19 Floodplains by Design		\$ 13,904,000
61	TCP	30000670	ASARCO Cleanup		\$ 12,730,000
62	TCP	40000117	2019-21 Eastern Washington Clean Sites Initiative		\$ 12,101,000
63	AQP	40000109	Reduce Air Pollution from Transit/Sch. Buses/State-Owned Vehicles		\$ 11,972,000
64	TCP	40000130	2019-21 Clean Up Toxics Sites - Puget Sound		\$ 11,800,000
65	TCP	40000303	2021-23 ASARCO Everett Smelter Plume Cleanup		\$ 10,814,000
66	TCP	40000378	2021-23 Healthy Housing Remediation Program		\$ 10,555,000
67	TCP	40000360	2021-23 Protect Investments in Cleanup Remedies		\$ 10,185,000
68	TCP	30000458	Remedial Action Grants		\$ 10,037,000
69	WRP/OCR	30000712	Columbia River Water Supply Development Program		\$ 9,720,000
70	WQP	40000396	2021-23 Puget Sound Nutrient Reduction Grant Program		\$ 9,000,000
71	TCP	30000374	Remedial Action Grants		\$ 8,013,000
72	SEA	40000388	2021-23 Coastal Wetlands Federal Funds		\$ 8,000,000
73	TCP	40000114	2019-21 ASARCO Cleanup		\$ 6,800,000
74	HWTR	40000436	2021-23 Product Replacement Program		\$ 5,934,000
75	WQP	30000705	2017-19 Centennial Clean Water Program		\$ 5,841,000
76	TCP	40000346	2021-23 Clean Up Toxic Sites-Puget Sound		\$ 5,682,000
77	TCP	40000194	2019-21 Protect Investments in Cleanup Remedies		\$ 5,479,000
78	TCP	30000432	Eastern Washington Clean Sites Initiative		\$ 4,946,000
79	WQP	92000195	2022 Stormwater Projects		\$ 4,855,000
80	SEA	30000537	Floodplains by Design		\$ 4,284,000
81	WRP/OCR	40000391	2021-23 Sunnyside Valley Irrigation District Water Conservation		\$ 4,281,000
82	TCP	40000465	2022 Clean Up Toxic Sites-Puget Sound		\$ 4,000,000
83	TCP	40000149	Healthy Housing Remediation Program		\$ 3,755,000
84	WRP	30000714	Watershed Plan Implementation and Flow Achievement		\$ 3,464,000
85	TCP	40000386	2021-23 ASARCO Tacoma Smelter Plume Cleanup		\$ 3,000,000
86	TCP	30000542	Cleanup Toxics Sites - Puget Sound		\$ 2,936,000

Priority	Program	Project Number	Project Title	New Appropriations	Reappropriations
87	WRP/OCR	40000111	2019-21 Sunnyside Valley Irrigation District Water Conservation		\$ 2,854,000
88	TCP	40000464	Pacific Wood Treating Site Cleanup – Cleanup Settlement Account		\$ 2,326,000
89	AQP	40000371	2021-23 Reducing Toxic Wood Stove Emissions		\$ 2,146,000
90	TCP	30000280	ASARCO - Tacoma Smelter Plume and Mines		\$ 2,109,000
91	TCP	30000763	2015-17 Restored Clean Up Toxic Sites - Puget Sound		\$ 2,101,000
92	TCP	30000704	2015-17 Restored Eastern WA Clean Sites Initiative		\$ 2,070,000
93	WRP/OCR	30000673	Sunnyside Valley Irrigation District Water Conservation		\$ 1,862,000
94	TCP	30000742	2017-19 Eastern Washington Clean Sites Initiative		\$ 1,727,000
95	TCP	91000347	Skagit Water		\$ 1,639,000
96	TCP	92000193	Pier 63 Creosote Removal		\$ 1,500,000
97	TCP	30000707	2017-19 Remedial Action Grants		\$ 1,464,000
98	TCP	30000538	ASARCO Cleanup		\$ 1,433,000
99	WQP	40000375	2021-23 Freshwater Aquatic Invasive Plants Grant Program		\$ 1,269,000
100	WRP	92000142	Drought Response		\$ 1,205,000
101	WRP/OCR	30000589	Sunnyside Valley Irrigation District Water Conservation		\$ 1,125,000
102	WQP	40000470	2022 Community-Based Public-Private Stormwater Partnership		\$ 1,000,000
103	WRP	30000331	Watershed Plan Implementation and Flow Achievement		\$ 949,000
104	TCP	40000286	2020 Eastern Washington Clean Sites Initiative		\$ 899,000
105	WRP	30000591	Watershed Plan Implementation and Flow Achievement		\$ 875,000
106	TCP	30000334	ASARCO Cleanup		\$ 847,000
107	TCP	91000359	PFAS Pilot Project		\$ 728,000
108	TCP	92000158	Port of Tacoma Arkema/Dunlap Mound		\$ 727,000
109	WRP	40000146	2015 Drought Authority		\$ 669,000
110	HWTR	40000210	Chemical Action Plan Implementation		\$ 669,000
111	WQP	40000376	2021-23 Freshwater Algae Grant Program		\$ 579,000
112	WRP/OCR	30000588	Columbia River Water Supply Development Program		\$ 517,000
113	SEA	30000536	Coastal Wetlands Federal Funds		\$ 513,000
114	SEA	40000127	Padilla Bay Federal Capital Projects		\$ 500,000
115	SWM	40000338	2021-23 Waste Tire Pile Cleanup and Prevention		\$ 484,000
116	WRP	30000333	Dungeness Water Supply & Mitigation		\$ 454,000
117	WRP	19742006	Water Supply Facilities		\$ 295,000
118	WRP/OCR	30000590	Yakima River Basin Water Supply		\$ 294,000
119	AQP	40000115	2019-21 Reducing Toxic Diesel Emissions		\$ 219,000
120	WRP	30000740	Water Irrigation Efficiencies Program		\$ 204,000
121	WRP	20042951	Twin Lake Aquifer Recharge Project		\$ 128,000
122	TCP	30000708	Swift Creek Natural Asbestos Flood Control and Cleanup		\$ 123,000
123	WRP	20052852	Quad Cities Water Right Mitigation		\$ 115,000
124	WRP	40000193	Zosel Dam Preservation		\$ 95,000
125	WRP	30000213	Watershed Plan Implementation and Flow Achievement		\$ 67,000
126	SEA	30000282	Padilla Bay Federal Capital Projects		\$ 63,000
127	WRP	30000028	Watershed Plan Implementation and Flow Achievement		\$ 62,000
128	WRP	20081951	Transfer of Water Rights for Cabin Owners		\$ 57,000

\*\*\* *This page intentionally blank.* \*\*\*

**461 - Department of Ecology  
Ten Year Capital Plan by Project Number**

2023-25 Biennium

\*

Version: BI Biennial 2023-25 Initial

Report Number: CBS001

Date Run: 9/13/2022 1:40PM

**Project by Project Number**

<u>Project by Account-EA Type</u>	<u>Estimated Total</u>	<u>Prior Expenditures</u>	<u>Current Expenditures</u>	<u>Reapprop 2023-25</u>	<u>New Approp 2023-25</u>	<u>Estimated 2025-27</u>	<u>Estimated 2027-29</u>	<u>Estimated 2029-31</u>	<u>Estimated 2031-33</u>
<b>19742006 Water Supply Facilities</b>									
05W-1 State Drought Prep-State	3,899,000	3,899,000							
072-1 Improv-Water Supply-State	11,512,000	11,217,000		295,000					
<b>Project Total:</b>	<b>15,411,000</b>	<b>15,116,000</b>		<b>295,000</b>					
<b>20042951 Twin Lake Aquifer Recharge Project</b>									
057-1 State Bldg Constr-State	750,000	604,000	18,000	128,000					
<b>20052852 Quad Cities Water Right Mitigation</b>									
057-1 State Bldg Constr-State	1,599,000	1,484,000		115,000					
<b>20081951 Transfer of Water Rights for Cabin Owners</b>									
057-1 State Bldg Constr-State	450,000	393,000		57,000					
<b>30000028 Watershed Plan Implementation and Flow Achievement</b>									
057-1 State Bldg Constr-State	5,997,000	5,902,000	33,000	62,000					
<b>30000213 Watershed Plan Implementation and Flow Achievement</b>									
057-1 State Bldg Constr-State	8,000,000	7,933,000		67,000					
<b>30000216 Remedial Action Grant Program</b>									
174-1 Local Toxics Control-State	44,261,000	44,261,000							
23N-1 MTC Capital Account-State	18,398,000	1,890,000	1,002,000	15,506,000					
<b>Project Total:</b>	<b>62,659,000</b>	<b>46,151,000</b>	<b>1,002,000</b>	<b>15,506,000</b>					
<b>30000280 ASARCO - Tacoma Smelter Plume and Mines</b>									
15H-1 Cleanup Set Acct-State	20,101,000	17,812,000	180,000	2,109,000					
<b>30000282 Padilla Bay Federal Capital Projects</b>									

**461 - Department of Ecology  
Ten Year Capital Plan by Project Number**

2023-25 Biennium

\*

Version: BI Biennial 2023-25 Initial

Report Number: CBS001

Date Run: 9/13/2022 1:40PM

**Project by Project Number**

<u>Project by Account-EA Type</u>	<u>Estimated Total</u>	<u>Prior Expenditures</u>	<u>Current Expenditures</u>	<u>Reapprop 2023-25</u>	<u>New Approp 2023-25</u>	<u>Estimated 2025-27</u>	<u>Estimated 2027-29</u>	<u>Estimated 2029-31</u>	<u>Estimated 2031-33</u>
<b>30000282 Padilla Bay Federal Capital Projects</b>									
001-2 General Fund-Federal	800,000	732,000	5,000	63,000					
<b>30000331 Watershed Plan Implementation and Flow Achievement</b>									
057-1 State Bldg Constr-State	10,000,000	8,120,000	931,000	949,000					
<b>30000333 Dungeness Water Supply &amp; Mitigation</b>									
057-1 State Bldg Constr-State	2,050,000	1,478,000	118,000	454,000					
<b>30000334 ASARCO Cleanup</b>									
057-1 State Bldg Constr-State	6,000,000	6,000,000							
15H-1 Cleanup Set Acct-State	30,260,000	29,277,000	136,000	847,000					
<b>Project Total:</b>	<b>36,260,000</b>	<b>35,277,000</b>	<b>136,000</b>	<b>847,000</b>					
<b>30000374 Remedial Action Grants</b>									
174-1 Local Toxics Control-State	52,048,000	52,048,000							
23N-1 MTC Capital Account-State	10,184,000	1,376,000	795,000	8,013,000					
<b>Project Total:</b>	<b>62,232,000</b>	<b>53,424,000</b>	<b>795,000</b>	<b>8,013,000</b>					
<b>30000432 Eastern Washington Clean Sites Initiative</b>									
173-1 State Toxics Control-State	1,250,000	1,250,000							
23N-1 MTC Capital Account-State	6,618,000	1,276,000	396,000	4,946,000					
<b>Project Total:</b>	<b>7,868,000</b>	<b>2,526,000</b>	<b>396,000</b>	<b>4,946,000</b>					
<b>30000458 Remedial Action Grants</b>									
057-1 State Bldg Constr-State	19,298,000	8,437,000	824,000	10,037,000					

**461 - Department of Ecology  
Ten Year Capital Plan by Project Number**

2023-25 Biennium

\*

Version: BI Biennial 2023-25 Initial

Report Number: CBS001

Date Run: 9/13/2022 1:40PM

**Project by Project Number**

<u>Project by Account-EA Type</u>	<u>Estimated Total</u>	<u>Prior Expenditures</u>	<u>Current Expenditures</u>	<u>Reapprop 2023-25</u>	<u>New Approp 2023-25</u>	<u>Estimated 2025-27</u>	<u>Estimated 2027-29</u>	<u>Estimated 2029-31</u>	<u>Estimated 2031-33</u>
<b>30000458 Remedial Action Grants</b>									
174-1 Local Toxics Control-State	19,820,000	19,820,000							
23N-1 MTC Capital Account-State	12,927,000	4,696,000	8,231,000						
<b>Project Total:</b>	<b>52,045,000</b>	<b>32,953,000</b>	<b>9,055,000</b>	<b>10,037,000</b>					
<b>30000536 Coastal Wetlands Federal Funds</b>									
001-2 General Fund-Federal	10,000,000	6,225,000	3,262,000	513,000					
<b>30000537 Floodplains by Design</b>									
057-1 State Bldg Constr-State	35,527,000	26,149,000	5,094,000	4,284,000					
<b>30000538 ASARCO Cleanup</b>									
15H-1 Cleanup Set Acct-State	11,961,000	10,236,000	292,000	1,433,000					
<b>30000542 Cleanup Toxics Sites - Puget Sound</b>									
173-1 State Toxics Control-State	6,496,000	6,496,000							
23N-1 MTC Capital Account-State	7,295,000	1,552,000	2,807,000	2,936,000					
<b>Project Total:</b>	<b>13,791,000</b>	<b>8,048,000</b>	<b>2,807,000</b>	<b>2,936,000</b>					
<b>30000588 Columbia River Water Supply Development Program</b>									
10P-1 Col River Water-State	16,800,000	16,800,000							
296-1 Col River Bas Wtr Su-State	2,200,000	1,172,000	511,000	517,000					
<b>Project Total:</b>	<b>19,000,000</b>	<b>17,972,000</b>	<b>511,000</b>	<b>517,000</b>					
<b>30000589 Sunnyside Valley Irrigation District Water Conservation</b>									
057-1 State Bldg Constr-State	3,055,000	1,930,000		1,125,000					
<b>30000590 Yakima River Basin Water Supply</b>									

Page 23 of 892

**461 - Department of Ecology  
Ten Year Capital Plan by Project Number**

2023-25 Biennium

\*

Version: BI Biennial 2023-25 Initial

Report Number: CBS001

Date Run: 9/13/2022 1:40PM

**Project by Project Number**

<u>Project by Account-EA Type</u>	<u>Estimated Total</u>	<u>Prior Expenditures</u>	<u>Current Expenditures</u>	<u>Reapprop 2023-25</u>	<u>New Approp 2023-25</u>	<u>Estimated 2025-27</u>	<u>Estimated 2027-29</u>	<u>Estimated 2029-31</u>	<u>Estimated 2031-33</u>
<b>30000590 Yakima River Basin Water Supply</b>									
057-1 State Bldg Constr-State	9,800,000	9,800,000							
355-1 St. Bld Const Acct-State	20,200,000	16,644,000	3,262,000	294,000					
<b>Project Total:</b>	<b>30,000,000</b>	<b>26,444,000</b>	<b>3,262,000</b>	<b>294,000</b>					
<b>30000591 Watershed Plan Implementation and Flow Achievement</b>									
057-1 State Bldg Constr-State	5,000,000	4,125,000		875,000					
<b>30000670 ASARCO Cleanup</b>									
15H-1 Cleanup Set Acct-State	28,760,000	12,126,000	3,904,000	12,730,000					
<b>30000673 Sunnyside Valley Irrigation District Water Conservation</b>									
057-1 State Bldg Constr-State	4,684,000	2,430,000	392,000	1,862,000					
<b>30000704 2015-17 Restored Eastern Washington Clean Sites Initiative</b>									
057-1 State Bldg Constr-State	2,435,000	143,000	222,000	2,070,000					
<b>30000705 2017-19 Centennial Clean Water program</b>									
057-1 State Bldg Constr-State	33,600,000	18,974,000	8,785,000	5,841,000					
<b>30000706 Floodplains by Design 2017-19</b>									
057-1 State Bldg Constr-State	35,441,000	13,330,000	8,207,000	13,904,000					
<b>30000707 2017-19 Remedial Action Grants</b>									
174-1 Local Toxics Control-State	5,000	5,000							
23N-1 MTC Capital Account-State	5,538,000	2,659,000	1,415,000	1,464,000					
<b>Project Total:</b>	<b>5,543,000</b>	<b>2,664,000</b>	<b>1,415,000</b>	<b>1,464,000</b>					
<b>30000708 Swift Creek Natural Asbestos Flood Control and Cleanup</b>									

Page 24 of 892



**461 - Department of Ecology  
Ten Year Capital Plan by Project Number**

2023-25 Biennium

\*

Version: BI Biennial 2023-25 Initial

Report Number: CBS001

Date Run: 9/13/2022 1:40PM

**Project by Project Number**

<u>Project by Account-EA Type</u>	<u>Estimated Total</u>	<u>Prior Expenditures</u>	<u>Current Expenditures</u>	<u>Reapprop 2023-25</u>	<u>New Approp 2023-25</u>	<u>Estimated 2025-27</u>	<u>Estimated 2027-29</u>	<u>Estimated 2029-31</u>	<u>Estimated 2031-33</u>
<b>30000708 Swift Creek Natural Asbestos Flood Control and Cleanup</b>									
057-1 State Bldg Constr-State	8,441,000	5,628,000	2,690,000	123,000					
<b>30000712 Columbia River Water Supply Development Program</b>									
057-1 State Bldg Constr-State	19,550,000	13,383,000	3,515,000	2,652,000					
10P-1 Col River Water-State	12,250,000	4,392,000	1,683,000	6,175,000					
296-1 Col River Bas Wtr Su-State	2,000,000	307,000	800,000	893,000					
<b>Project Total:</b>	<b>33,800,000</b>	<b>18,082,000</b>	<b>5,998,000</b>	<b>9,720,000</b>					
<b>30000714 Watershed Plan Implementation and Flow Achievement</b>									
057-1 State Bldg Constr-State	5,000,000	1,121,000	415,000	3,464,000					
<b>30000740 Water Irrigation Efficiencies Program</b>									
057-1 State Bldg Constr-State	6,500,000	5,861,000	435,000	204,000					
<b>30000742 2017-19 Eastern Washington Clean Sites Initiative</b>									
23N-1 MTC Capital Account-State	1,740,000		13,000	1,727,000					
<b>30000763 2015-17 Restored Clean Up Toxic Sites – Puget Sound</b>									
057-1 State Bldg Constr-State	5,240,000	3,089,000	50,000	2,101,000					
<b>30000796 2017-19 Stormwater Financial Assistance Program</b>									
057-1 State Bldg Constr-State	25,000,000	2,763,000	1,724,000	20,513,000					
173-1 State Toxics Control-State	66,000	66,000							
23R-1 MTC Stormw Account-State	11,334,000	1,760,000	2,653,000	6,921,000					
<b>Project Total:</b>	<b>36,400,000</b>	<b>4,589,000</b>	<b>4,377,000</b>	<b>27,434,000</b>					

**461 - Department of Ecology  
Ten Year Capital Plan by Project Number**

2023-25 Biennium

\*

Version: BI Biennial 2023-25 Initial

Report Number: CBS001

Date Run: 9/13/2022 1:40PM

**Project by Project Number**

<u>Project by Account-EA Type</u>	<u>Estimated Total</u>	<u>Prior Expenditures</u>	<u>Current Expenditures</u>	<u>Reapprop 2023-25</u>	<u>New Approp 2023-25</u>	<u>Estimated 2025-27</u>	<u>Estimated 2027-29</u>	<u>Estimated 2029-31</u>	<u>Estimated 2031-33</u>
<b>30000797 2015-17 Restored Stormwater Financial Assistance</b>									
057-1 State Bldg Constr-State	30,100,000	9,535,000	5,883,000	14,682,000					
<b>40000018 VW Settlement Funded Projects</b>									
001-7 General Fund-Private/Local	112,700,000	12,964,000	8,805,000	90,931,000					
<b>40000109 Reduce Air Pollution from Transit/Sch. Buses/State-Owned Vehicles</b>									
216-1 Air Pollution Ctl Ac-State	28,400,000	13,193,000	3,235,000	11,972,000					
<b>40000110 2019-21 Water Pollution Control Revolving Program</b>									
727-1 Water Pollution Cont-State	148,000,000			148,000,000					
727-2 Water Pollution Cont-Federal	56,000,000	2,431,000	53,569,000						
<b>Project Total:</b>	<b>204,000,000</b>	<b>2,431,000</b>	<b>53,569,000</b>	<b>148,000,000</b>					
<b>40000111 2019-21 Sunnyside Valley Irrigation District Water Conservation</b>									
057-1 State Bldg Constr-State	4,234,000	346,000	1,034,000	2,854,000					
<b>40000114 2019-21 ASARCO Cleanup</b>									
15H-1 Cleanup Set Acct-State	6,800,000			6,800,000					
<b>40000115 2019-21 Reducing Toxic Diesel Emissions</b>									
216-1 Air Pollution Ctl Ac-State	1,000,000	486,000	295,000	219,000					
<b>40000116 2019-21 Centennial Clean Water Program</b>									
057-1 State Bldg Constr-State	30,000,000	5,938,000	8,352,000	15,710,000					
<b>40000117 2019-21 Eastern Washington Clean Sites Initiative</b>									
23N-1 MTC Capital Account-State	12,110,000	4,000	5,000	12,101,000					
<b>40000127 Padilla Bay Federal Capital Projects</b>									

**461 - Department of Ecology  
Ten Year Capital Plan by Project Number**

2023-25 Biennium

\*

Version: BI Biennial 2023-25 Initial

Report Number: CBS001

Date Run: 9/13/2022 1:40PM

**Project by Project Number**

<u>Project by Account-EA Type</u>	<u>Estimated Total</u>	<u>Prior Expenditures</u>	<u>Current Expenditures</u>	<u>Reapprop 2023-25</u>	<u>New Approp 2023-25</u>	<u>Estimated 2025-27</u>	<u>Estimated 2027-29</u>	<u>Estimated 2029-31</u>	<u>Estimated 2031-33</u>
<b>40000127 Padilla Bay Federal Capital Projects</b>									
001-2 General Fund-Federal	500,000			500,000					
<b>40000129 2019-21 Floodplains by Design</b>									
057-1 State Bldg Constr-State	50,400,000	8,465,000	11,432,000	30,503,000					
<b>40000130 2019-21 Clean Up Toxics Sites – Puget Sound</b>									
23N-1 MTC Capital Account-State	12,767,000	469,000	498,000	11,800,000					
<b>40000144 2019-21 Stormwater Financial Assistance Program</b>									
23R-1 MTC Stormw Account-State	49,006,000	6,014,000	10,680,000	32,312,000					
<b>40000146 2015 Drought Authority</b>									
05W-1 State Drought Prep-State	669,000			669,000					
<b>40000149 Healthy Housing Remediation Program</b>									
23N-1 MTC Capital Account-State	4,830,000	502,000	573,000	3,755,000					
<b>40000152 2019-21 Columbia River Water Supply Development Program</b>									
057-1 State Bldg Constr-State	27,100,000	6,148,000	3,224,000	17,728,000					
296-1 Col River Bas Wtr Su-State	2,400,000			2,400,000					
355-1 St. Bld Const Acct-State	10,500,000		140,000	10,360,000					
<b>Project Total:</b>	<b>40,000,000</b>	<b>6,148,000</b>	<b>3,364,000</b>	<b>30,488,000</b>					
<b>40000177 2019-21 Streamflow Restoration Program</b>									
366-1 Wtrshd Rst Enhnc Bnd-State	40,000,000	8,458,000	2,052,000	29,490,000					
366-B Wtrshd Rst Enhnc Bnd-Debt Limit									

Page 27 of 892

**461 - Department of Ecology  
Ten Year Capital Plan by Project Number**

2023-25 Biennium

\*

Version: BI Biennial 2023-25 Initial

Report Number: CBS001

Date Run: 9/13/2022 1:40PM

**Project by Project Number**

<u>Project by Account-EA Type</u>	<u>Estimated Total</u>	<u>Prior Expenditures</u>	<u>Current Expenditures</u>	<u>Reapprop 2023-25</u>	<u>New Approp 2023-25</u>	<u>Estimated 2025-27</u>	<u>Estimated 2027-29</u>	<u>Estimated 2029-31</u>	<u>Estimated 2031-33</u>
<b>Project Total:</b>	<b>40,000,000</b>	<b>8,458,000</b>	<b>2,052,000</b>	<b>29,490,000</b>					
<b>40000179 2019-21 Yakima River Basin Water Supply</b>									
057-1 State Bldg Constr-State	40,000,000	16,703,000	7,516,000	15,781,000					
<b>40000193 Zosel Dam Preservation</b>									
057-1 State Bldg Constr-State	217,000	80,000	42,000	95,000					
<b>40000194 2019-21 Protect Investments in Cleanup Remedies</b>									
23N-1 MTC Capital Account-State	8,204,000	1,522,000	1,203,000	5,479,000					
<b>40000209 2019-21 Chehalis Basin Strategy</b>									
057-1 State Bldg Constr-State	73,907,000	12,623,000	15,433,000	45,851,000					
<b>40000210 Chemical Action Plan Implementation</b>									
23N-1 MTC Capital Account-State	3,704,000	2,107,000	928,000	669,000					
<b>40000211 2019-21 Remedial Action Grants</b>									
23N-1 MTC Capital Account-State	48,996,000	3,772,000	5,311,000	39,913,000					
<b>40000286 2020 Eastern Washington Clean Sites Initiative</b>									
23N-1 MTC Capital Account-State	1,000,000		101,000	899,000					
<b>40000288 2020 Remedial Action Grants</b>									
23N-1 MTC Capital Account-State	32,656,000	970,000	10,173,000	21,513,000					
<b>40000303 2021-23 ASARCO Everett Smelter Plume Cleanup</b>									
23N-1 MTC Capital Account-State	10,814,000			10,814,000					
<b>40000304 2021-23 Remedial Action Grant Program</b>									
23N-1 MTC Capital Account-State	71,194,000		739,000	70,455,000					

**461 - Department of Ecology  
Ten Year Capital Plan by Project Number**

2023-25 Biennium

\*

Version: BI Biennial 2023-25 Initial

Report Number: CBS001

Date Run: 9/13/2022 1:40PM

**Project by Project Number**

<u>Project by Account-EA Type</u>	<u>Estimated Total</u>	<u>Prior Expenditures</u>	<u>Current Expenditures</u>	<u>Reapprop 2023-25</u>	<u>New Approp 2023-25</u>	<u>Estimated 2025-27</u>	<u>Estimated 2027-29</u>	<u>Estimated 2029-31</u>	<u>Estimated 2031-33</u>
<b>40000336 2021-23 Stormwater Financial Assistance Program</b>									
23R-1 MTC Stormw Account-State	75,000,000		3,676,000	71,324,000					
<b>40000337 2021-23 Water Pollution Control Revolving Program</b>									
727-1 Water Pollution Cont-State	225,000,000			225,000,000					
727-2 Water Pollution Cont-Federal	108,000,000		75,000,000	33,000,000					
<b>Project Total:</b>	<b>333,000,000</b>		<b>75,000,000</b>	<b>258,000,000</b>					
<b>40000338 2021-23 Waste Tire Pile Cleanup and Prevention</b>									
08R-1 Waste Tire Removal A-State	1,000,000		516,000	484,000					
<b>40000340 2021-23 Eastern Washington Clean Sites Initiative</b>									
23N-1 MTC Capital Account-State	20,820,000		67,000	20,753,000					
<b>40000346 2021-23 Clean Up Toxic Sites – Puget Sound</b>									
23N-1 MTC Capital Account-State	5,808,000		126,000	5,682,000					
<b>40000359 2021-23 Centennial Clean Water Program</b>									
23N-1 MTC Capital Account-State	40,000,000		492,000	39,508,000					
<b>40000360 2021-23 Protect Investments in Cleanup Remedies</b>									
23N-1 MTC Capital Account-State	11,093,000		908,000	10,185,000					
<b>40000371 2021-23 Reducing Toxic Wood Stove Emissions</b>									
23N-1 MTC Capital Account-State	3,000,000		854,000	2,146,000					
<b>40000375 2021-23 Freshwater Aquatic Invasive Plants Grant Program</b>									
222-1 Freshwtr Aqua Weeds-State	1,700,000		431,000	1,269,000					
<b>40000376 2021-23 Freshwater Algae Grant Program</b>									

Page 29 of 892

**461 - Department of Ecology  
Ten Year Capital Plan by Project Number**

2023-25 Biennium

\*

Version: BI Biennial 2023-25 Initial

Report Number: CBS001

Date Run: 9/13/2022 1:40PM

**Project by Project Number**

<u>Project by Account-EA Type</u>	<u>Estimated Total</u>	<u>Prior Expenditures</u>	<u>Current Expenditures</u>	<u>Reapprop 2023-25</u>	<u>New Approp 2023-25</u>	<u>Estimated 2025-27</u>	<u>Estimated 2027-29</u>	<u>Estimated 2029-31</u>	<u>Estimated 2031-33</u>
<b>40000376 2021-23 Freshwater Algae Grant Program</b>									
10A-1 Aq Algae Cntrl Acct-State	730,000		151,000	579,000					
<b>40000378 2021-23 Healthy Housing Remediation Program</b>									
23N-1 MTC Capital Account-State	10,572,000		17,000	10,555,000					
<b>40000386 2021-23 ASARCO Tacoma Smelter Plume Cleanup</b>									
15H-1 Cleanup Set Acct-State	3,000,000			3,000,000					
<b>40000387 2021-23 Chehalis Basin Strategy</b>									
057-1 State Bldg Constr-State	70,000,000		12,201,000	57,799,000					
<b>40000388 2021-23 Coastal Wetlands Federal Funds</b>									
001-2 General Fund-Federal	8,000,000			8,000,000					
<b>40000389 2021-23 Floodplains by Design</b>									
057-1 State Bldg Constr-State	50,908,000		1,709,000	49,199,000					
<b>40000390 2021-23 Reducing Diesel GHG &amp; Toxic Emissions</b>									
23N-1 MTC Capital Account-State	15,000,000		20,000	14,980,000					
<b>40000391 2021-23 Sunnyside Valley Irrigation District Water Conservation</b>									
057-1 State Bldg Constr-State	4,281,000			4,281,000					
<b>40000396 2021-23 Puget Sound Nutrient Reduction Grant Program</b>									
057-1 State Bldg Constr-State	9,000,000			9,000,000					
<b>40000397 2021-23 Streamflow Restoration Program</b>									
366-1 Wtrshd Rst Enhnc Bnd-State	40,000,000			40,000,000					
<b>40000399 2021-23 Columbia River Water Supply Development Program</b>									

**461 - Department of Ecology  
Ten Year Capital Plan by Project Number**

2023-25 Biennium

\*

Version: BI Biennial 2023-25 Initial

Report Number: CBS001

Date Run: 9/13/2022 1:40PM

**Project by Project Number**

<u>Project by Account-EA Type</u>	<u>Estimated Total</u>	<u>Prior Expenditures</u>	<u>Current Expenditures</u>	<u>Reapprop 2023-25</u>	<u>New Approp 2023-25</u>	<u>Estimated 2025-27</u>	<u>Estimated 2027-29</u>	<u>Estimated 2029-31</u>	<u>Estimated 2031-33</u>
<b>40000399 2021-23 Columbia River Water Supply Development Program</b>									
057-1 State Bldg Constr-State	43,500,000		481,000	43,019,000					
296-1 Col River Bas Wtr Su-State	1,500,000			1,500,000					
<b>Project Total:</b>	<b>45,000,000</b>		<b>481,000</b>	<b>44,519,000</b>					
<b>40000422 2021-23 Yakima River Basin Water Supply</b>									
057-1 State Bldg Constr-State	42,000,000		16,575,000	25,425,000					
<b>40000436 2021-23 Product Replacement Program</b>									
23N-1 MTC Capital Account-State	6,500,000		566,000	5,934,000					
<b>40000464 Pacific Wood Treating Site Cleanup – Cleanup Settlement Account</b>									
15H-1 Cleanup Set Acct-State	2,326,000			2,326,000					
<b>40000465 2022 Clean Up Toxic Sites – Puget Sound</b>									
23N-1 MTC Capital Account-State	4,000,000			4,000,000					
<b>40000470 2022 Community-Based Public-Private Stormwater Partnership</b>									
23R-1 MTC Stormw Account-State	1,000,000			1,000,000					
<b>40000473 2022 Water Pollution Control Revolving Program</b>									
727-1 Water Pollution Cont-State	200,000,000			200,000,000					
<b>40000474 2023-25 Reducing Diesel Greenhouse Gases(GHG) and Toxic Emissions</b>									
23N-1 MTC Capital Account-State	78,160,000				15,632,000	15,632,000	15,632,000	15,632,000	15,632,000
<b>40000475 2023-25 Coastal Wetlands Federal Funds</b>									
001-2 General Fund-Federal	60,000,000				12,000,000	12,000,000	12,000,000	12,000,000	12,000,000
<b>40000476 2023-25 Chehalis Basin Strategy</b>									

**461 - Department of Ecology  
Ten Year Capital Plan by Project Number**

2023-25 Biennium

\*

Version: BI Biennial 2023-25 Initial

Report Number: CBS001

Date Run: 9/13/2022 1:40PM

**Project by Project Number**

<u>Project by Account-EA Type</u>	<u>Estimated Total</u>	<u>Prior Expenditures</u>	<u>Current Expenditures</u>	<u>Reapprop 2023-25</u>	<u>New Approp 2023-25</u>	<u>Estimated 2025-27</u>	<u>Estimated 2027-29</u>	<u>Estimated 2029-31</u>	<u>Estimated 2031-33</u>
<b>40000476 2023-25 Chehalis Basin Strategy</b>									
057-1 State Bldg Constr-State	350,000,000				70,000,000	70,000,000	70,000,000	70,000,000	70,000,000
<b>40000477 2023-25 Freshwater Aquatic Invasive Plants Grant Program</b>									
222-1 Freshwtr Aqua Weeds-State	8,500,000				1,700,000	1,700,000	1,700,000	1,700,000	1,700,000
<b>40000478 2023-25 Freshwater Algae Grant Program</b>									
10A-1 Aq Algae Cntrl Acct-State	3,750,000				750,000	750,000	750,000	750,000	750,000
<b>40000479 2023-25 Reducing Toxic Wood Stove Emissions</b>									
23N-1 MTC Capital Account-State	20,720,000				4,144,000	4,144,000	4,144,000	4,144,000	4,144,000
<b>40000480 2023-25 Affordable Housing Cleanup Grant Program</b>									
23N-1 MTC Capital Account-State	52,259,000				12,259,000	10,000,000	10,000,000	10,000,000	10,000,000
<b>40000486 2023-25 Product Replacement Program</b>									
23N-1 MTC Capital Account-State	32,500,000				6,500,000	6,500,000	6,500,000	6,500,000	6,500,000
<b>40000487 2023-25 Clean Up Toxic Sites – Puget Sound</b>									
23N-1 MTC Capital Account-State	47,455,000				7,455,000	10,000,000	10,000,000	10,000,000	10,000,000
<b>40000495 2023-25 Remedial Action Grant Program</b>									
23N-1 MTC Capital Account-State	448,911,000				115,111,000	100,000,000	100,000,000	66,900,000	66,900,000
<b>40000526 2023-25 Protect Investments in Cleanup Remedies</b>									
23N-1 MTC Capital Account-State	44,450,000				4,450,000	10,000,000	10,000,000	10,000,000	10,000,000
<b>40000529 2023-25 ASARCO Everett Smelter Plume Cleanup</b>									
23N-1 MTC Capital Account-State	29,037,000				7,679,000	13,179,000	7,679,000	250,000	250,000
<b>40000530 2023-25 PFAS Contaminated Drinking Water</b>									

Page 32 of 892



**461 - Department of Ecology  
Ten Year Capital Plan by Project Number**

2023-25 Biennium

\*

Version: BI Biennial 2023-25 Initial

Report Number: CBS001

Date Run: 9/13/2022 1:40PM

**Project by Project Number**

<u>Project by Account-EA Type</u>	<u>Estimated Total</u>	<u>Prior Expenditures</u>	<u>Current Expenditures</u>	<u>Reapprop 2023-25</u>	<u>New Approp 2023-25</u>	<u>Estimated 2025-27</u>	<u>Estimated 2027-29</u>	<u>Estimated 2029-31</u>	<u>Estimated 2031-33</u>
<b>40000530 2023-25 PFAS Contaminated Drinking Water</b>									
057-1 State Bldg Constr-State	17,215,000				17,215,000				
<b>40000533 2023-25 Eastern Washington Clean Sites Initiative</b>									
23N-1 MTC Capital Account-State	40,950,000				950,000	10,000,000	10,000,000	10,000,000	10,000,000
<b>40000538 2023-25 Swift Creek Natural Asbestos Flood Control and Cleanup</b>									
057-1 State Bldg Constr-State	54,812,000				11,984,000	10,833,000	11,995,000	10,000,000	10,000,000
<b>40000539 2023-25 Stormwater Financial Assistance Program</b>									
23R-1 MTC Stormw Account-State	368,000,000				68,000,000	75,000,000	75,000,000	75,000,000	75,000,000
<b>40000540 2023-25 Floodplains by Design</b>									
057-1 State Bldg Constr-State	354,392,000				70,392,000	71,000,000	71,000,000	71,000,000	71,000,000
<b>40000559 2023-25 Sunnyside Valley Irrigation District Water Conservation</b>									
057-1 State Bldg Constr-State	16,230,000				3,246,000	3,246,000	3,246,000	3,246,000	3,246,000
<b>40000563 2023-25 Water Pollution Control Revolving Program</b>									
727-1 Water Pollution Cont-State	2,175,000,000				435,000,000	435,000,000	435,000,000	435,000,000	435,000,000
727-2 Water Pollution Cont-Federal	1,000,000,000				200,000,000	200,000,000	200,000,000	200,000,000	200,000,000
<b>Project Total:</b>	<b>3,175,000,000</b>				<b>635,000,000</b>	<b>635,000,000</b>	<b>635,000,000</b>	<b>635,000,000</b>	<b>635,000,000</b>
<b>40000564 2023-25 State Match - Water Pollution Control Revolving Program</b>									
355-1 St. Bld Const Acct-State	175,000,000				35,000,000	35,000,000	35,000,000	35,000,000	35,000,000
<b>40000565 2023-25 Streamflow Restoration Program</b>									
366-1 Wtrshd Rst Enhnc Bnd-State	200,000,000				40,000,000	40,000,000	40,000,000	40,000,000	40,000,000
<b>40000567 Sewer Overflow &amp; Stormwater Reuse Municipal Grants Program</b>									

Page 33 of 892

**461 - Department of Ecology  
Ten Year Capital Plan by Project Number**

2023-25 Biennium

\*

Version: BI Biennial 2023-25 Initial

Report Number: CBS001

Date Run: 9/13/2022 1:40PM

**Project by Project Number**

<u>Project by Account-EA Type</u>	<u>Estimated Total</u>	<u>Prior Expenditures</u>	<u>Current Expenditures</u>	<u>Reapprop 2023-25</u>	<u>New Approp 2023-25</u>	<u>Estimated 2025-27</u>	<u>Estimated 2027-29</u>	<u>Estimated 2029-31</u>	<u>Estimated 2031-33</u>
<b>40000567 Sewer Overflow &amp; Stormwater Reuse Municipal Grants Program</b>									
001-2 General Fund-Federal	83,500,000				16,700,000	16,700,000	16,700,000	16,700,000	16,700,000
<b>40000568 2023-25 Waste Tire Pile Cleanup and Prevention</b>									
08R-1 Waste Tire Removal A-State	5,000,000				1,000,000	1,000,000	1,000,000	1,000,000	1,000,000
<b>40000569 2023-25 Stormwater Public Private Partnerships</b>									
23R-1 MTC Stormw Account-State	103,000,000				3,000,000	25,000,000	25,000,000	25,000,000	25,000,000
<b>40000570 Elevator Restorations at Ecology Facilities</b>									
057-1 State Bldg Constr-State	4,263,000				4,263,000				
<b>40000571 2023-25 Centennial Clean Water Program</b>									
057-1 State Bldg Constr-State	360,000,000				40,000,000	80,000,000	80,000,000	80,000,000	80,000,000
23N-1 MTC Capital Account-State	40,000,000				40,000,000				
<b>Project Total:</b>	<b>400,000,000</b>				<b>80,000,000</b>	<b>80,000,000</b>	<b>80,000,000</b>	<b>80,000,000</b>	<b>80,000,000</b>
<b>40000572 2023-25 Yakima River Basin Water Supply</b>									
057-1 State Bldg Constr-State	249,000,000				49,000,000	50,000,000	50,000,000	50,000,000	50,000,000
<b>40000583 2023-25 Columbia River Water Supply Development Program</b>									
057-1 State Bldg Constr-State	237,500,000				47,500,000	47,500,000	47,500,000	47,500,000	47,500,000
296-1 Col River Bas Wtr Su-State	7,500,000				1,500,000	1,500,000	1,500,000	1,500,000	1,500,000
<b>Project Total:</b>	<b>245,000,000</b>				<b>49,000,000</b>	<b>49,000,000</b>	<b>49,000,000</b>	<b>49,000,000</b>	<b>49,000,000</b>
<b>40000604 Product Testing Laboratory Construction</b>									
057-1 State Bldg Constr-State	16,111,000				16,111,000				
<b>40000605 2023-25 Zosel Dam Preservation</b>									

Page 34 of 892

**461 - Department of Ecology  
Ten Year Capital Plan by Project Number**

2023-25 Biennium

\*

Version: BI Biennial 2023-25 Initial

Report Number: CBS001

Date Run: 9/13/2022 1:40PM

**Project by Project Number**

<u>Project by Account-EA Type</u>	<u>Estimated Total</u>	<u>Prior Expenditures</u>	<u>Current Expenditures</u>	<u>Reapprop 2023-25</u>	<u>New Approp 2023-25</u>	<u>Estimated 2025-27</u>	<u>Estimated 2027-29</u>	<u>Estimated 2029-31</u>	<u>Estimated 2031-33</u>
<b>40000605 2023-25 Zosel Dam Preservation</b>									
057-1 State Bldg Constr-State	5,549,000				5,549,000				
<b>40000606 Improving Air Quality in Overburdened Communities Initiative</b>									
26E-1 AirQualHeaDisplmpAc c-State	57,000,000				11,400,000	11,400,000	11,400,000	11,400,000	11,400,000
<b>91000347 Skagit Water</b>									
057-1 State Bldg Constr-State	2,500,000	388,000	473,000	1,639,000					
<b>91000359 PFAS Pilot Project</b>									
057-1 State Bldg Constr-State	1,150,000	100,000	322,000	728,000					
<b>91000373 2021-23 Water Banking</b>									
057-1 State Bldg Constr-State	5,000,000			5,000,000					
05W-1 State Drought Prep-State	9,000,000			9,000,000					
<b>Project Total:</b>	<b>14,000,000</b>			<b>14,000,000</b>					
<b>92000076 Storm Water Improvements</b>									
057-1 State Bldg Constr-State	60,000,000	31,894,000	5,650,000	22,456,000					
19G-1 ELS Account-State	36,966,000	36,966,000							
<b>Project Total:</b>	<b>96,966,000</b>	<b>68,860,000</b>	<b>5,650,000</b>	<b>22,456,000</b>					
<b>92000142 Drought Response</b>									
05W-1 State Drought Prep-State	6,723,000	5,513,000	5,000	1,205,000					
<b>92000158 Port of Tacoma Arkema/Dunlap Mound</b>									
057-1 State Bldg Constr-State	2,900,000	2,173,000		727,000					

**461 - Department of Ecology  
Ten Year Capital Plan by Project Number**

2023-25 Biennium

\*

Version: BI Biennial 2023-25 Initial

Report Number: CBS001

Date Run: 9/13/2022 1:40PM

**Project by Project Number**

<u>Project by Account-EA Type</u>	<u>Estimated Total</u>	<u>Prior Expenditures</u>	<u>Current Expenditures</u>	<u>Reapprop 2023-25</u>	<u>New Approp 2023-25</u>	<u>Estimated 2025-27</u>	<u>Estimated 2027-29</u>	<u>Estimated 2029-31</u>	<u>Estimated 2031-33</u>
<b>92000193 Pier 63 Creosote Removal</b>									
23N-1 MTC Capital Account-State	1,500,000			1,500,000					
<b>92000195 2022 Stormwater Projects</b>									
23R-1 MTC Stormw Account-State	4,855,000			4,855,000					
<b>Total</b>	<b>9,420,444,000</b>	<b>608,835,000</b>	<b>336,263,000</b>	<b>1,729,582,000</b>	<b>1,375,490,000</b>	<b>1,367,084,000</b>	<b>1,362,746,000</b>	<b>1,320,222,000</b>	<b>1,320,222,000</b>

**Total Account Summary**

<u>Account-Expenditure Authority Type</u>	<u>Estimated Total</u>	<u>Prior Expenditures</u>	<u>Current Expenditures</u>	<u>Reapprop 2023-25</u>	<u>New Approp 2023-25</u>	<u>Estimated 2025-27</u>	<u>Estimated 2027-29</u>	<u>Estimated 2029-31</u>	<u>Estimated 2031-33</u>
001-2 General Fund-Federal	162,800,000	6,957,000	3,267,000	9,076,000	28,700,000	28,700,000	28,700,000	28,700,000	28,700,000
001-7 General Fund-Private/Local	112,700,000	12,964,000	8,805,000	90,931,000					
057-1 State Bldg Constr-State	2,465,686,000	243,470,000	123,780,000	433,364,000	335,260,000	332,579,000	333,741,000	331,746,000	331,746,000
05W-1 State Drought Prep-State	20,291,000	9,412,000	5,000	10,874,000					
072-1 Improv-Water Supply-State	11,512,000	11,217,000		295,000					
08R-1 Waste Tire Removal A-State	6,000,000		516,000	484,000	1,000,000	1,000,000	1,000,000	1,000,000	1,000,000
10A-1 Aq Algae Cntrl Acct-State	4,480,000		151,000	579,000	750,000	750,000	750,000	750,000	750,000
10P-1 Col River Water-State	29,050,000	21,192,000	1,683,000	6,175,000					
15H-1 Cleanup Set Acct-State	103,208,000	69,451,000	4,512,000	29,245,000					
173-1 State Toxics Control-State	7,812,000	7,812,000							
174-1 Local Toxics Control-State	116,134,000	116,134,000							
19G-1 ELS Account-State	36,966,000	36,966,000							
216-1 Air Pollution Ctl Ac-State	29,400,000	13,679,000	3,530,000	12,191,000					
222-1 Freshwtr Aqua Weeds-State	10,200,000		431,000	1,269,000	1,700,000	1,700,000	1,700,000	1,700,000	1,700,000

**461 - Department of Ecology  
Ten Year Capital Plan by Project Number**

2023-25 Biennium

\*

Version: BI Biennial 2023-25 Initial

Report Number: CBS001

Date Run: 9/13/2022 1:40PM

**Total Account Summary**

<u>Account-Expenditure Authority Type</u>	<u>Estimated Total</u>	<u>Prior Expenditures</u>	<u>Current Expenditures</u>	<u>Reapprop 2023-25</u>	<u>New Approp 2023-25</u>	<u>Estimated 2025-27</u>	<u>Estimated 2027-29</u>	<u>Estimated 2029-31</u>	<u>Estimated 2031-33</u>
23N-1 MTC Capital Account-State	1,221,710,000	22,795,000	37,240,000	327,233,000	214,180,000	179,455,000	173,955,000	133,426,000	133,426,000
23R-1 MTC Stormw Account-State	612,195,000	7,774,000	17,009,000	116,412,000	71,000,000	100,000,000	100,000,000	100,000,000	100,000,000
26E-1 AirQualHeaDisplmpAcc-State	57,000,000				11,400,000	11,400,000	11,400,000	11,400,000	11,400,000
296-1 Col River Bas Wtr Su-State	15,600,000	1,479,000	1,311,000	5,310,000	1,500,000	1,500,000	1,500,000	1,500,000	1,500,000
355-1 St. Bld Const Acct-State	205,700,000	16,644,000	3,402,000	10,654,000	35,000,000	35,000,000	35,000,000	35,000,000	35,000,000
366-1 Wtrshd Rst Enhnc Bnd-State	280,000,000	8,458,000	2,052,000	69,490,000	40,000,000	40,000,000	40,000,000	40,000,000	40,000,000
366-B Wtrshd Rst Enhnc Bnd-Debt Limit									
727-1 Water Pollution Cont-State	2,748,000,000			573,000,000	435,000,000	435,000,000	435,000,000	435,000,000	435,000,000
727-2 Water Pollution Cont-Federal	1,164,000,000	2,431,000	128,569,000	33,000,000	200,000,000	200,000,000	200,000,000	200,000,000	200,000,000
<b>Total</b>	<b>9,420,444,000</b>	<b>608,835,000</b>	<b>336,263,000</b>	<b>1,729,582,000</b>	<b>1,375,490,000</b>	<b>1,367,084,000</b>	<b>1,362,746,000</b>	<b>1,320,222,000</b>	<b>1,320,222,000</b>

Page 37 of 892

\*\*\* *This page intentionally blank.* \*\*\*



Allyson Brooks Ph.D., Director  
State Historic Preservation Officer

August 12, 2022

Garret Ward  
Budget Policy Manager  
WA Department of Ecology  
300 Desmond Drive SE  
Lacey, WA 98503

In future correspondence please refer to:  
Project Tracking Code: 2022-08-05355  
Re: Department of Ecology - 2023-25 Budget Development - Capital Budget Requests

Dear Garret Ward:

Thank you for contacting the Washington State Department of Archaeology and Historic Preservation (DAHP). The above referenced project has been reviewed on behalf of the State Historic Preservation Officer (SHPO) under provisions of Governor's Executive Order 21-02 (21-02). Our review is based upon documentation contained in your communication.

At this time, we recognize that DAHP and Washington State Department of Ecology have been in communication about their planned capital project requests for the 2023-25 biennium. DAHP is aware of the planned requests, per the documentation provided by Ecology. We also understand that once the 2023-25 capital budget is enacted, Ecology will connect with DAHP, who will conduct needed reviews of funded projects, in accordance with Executive Order 21-02, as is currently the process. We look forward to all future consultations under 21-02 with Ecology.

These comments are based on the information available at the time of this review and on behalf of the State Historic Preservation Officer (SHPO) in conformance with 21-02. Also, we appreciate receiving copies of any correspondence or comments from concerned tribes and other parties that you receive as you consult under the requirements of 21-02. Should additional information become available, our assessment may be revised.

Thank you for the opportunity to review and comment. Please ensure that the DAHP Project Number (a.k.a. Project Tracking Code) is shared with any hired cultural resource consultants and is attached to any communications or submitted reports. If you have any questions, please feel free to contact me.

Sincerely,

Holly Borth  
Preservation Design Reviewer  
(360) 890-0174  
Holly.Borth@dahp.wa.gov



\*\*\* *This page intentionally blank.* \*\*\*



**461 - Department of Ecology  
Capital FTE Summary  
2023-25 Biennium**

\*

Version: BI Biennial 2023-25 Initial

Report Number: CBS004  
Date Run: 9/14/2022 8:00AM

**FTEs by Job Classification**

<u>Job Class</u>	Authorized Budget		2023-25 Biennium	
	2021-23 Biennium		2023-25 Biennium	
	<u>FY 2022</u>	<u>FY 2023</u>	<u>FY 2024</u>	<u>FY 2025</u>
Administrative Assistant 4			2.0	2.0
Budget Analyst 4			0.1	0.1
Comm Outreach & Enviro Ed Spec 3			2.5	2.5
Communications Consultant 5			0.3	0.3
Economic Analyst 3			0.2	0.2
EMS 3			1.1	1.1
EMS 4			0.9	0.9
Environmental Engineer 2			4.0	4.0
Environmental Engineer 3			2.0	2.0
Environmental Engineer 5			1.4	1.4
Environmental Planner 3			7.2	7.2
Environmental Planner 4			12.2	12.2
Environmental Planner 5			6.4	6.4
Environmental Specialist 2			0.9	0.9
Environmental Specialist 3			7.8	7.8
Environmental Specialist 4			24.1	24.1
Environmental Specialist 5			5.7	5.7
Environmental Technician			0.3	0.3
Fiscal Analyst 2			9.0	9.1
Hydrogeologist 1			0.3	0.3
Hydrogeologist 2			1.6	1.6
Hydrogeologist 3			1.7	1.7
Hydrogeologist 4			0.5	0.5
IT App Development-Journey			0.5	0.5
IT App Dev-Journey			4.5	4.5
IT System Administration-Journey			0.0	0.5
Management Analyst 4			1.0	1.0
Management Analyst 5			1.0	1.0
Natural Resource Specialist 2			0.1	0.1
Natural Resource Specialist 3			1.0	1.0
Regulatory Analyst 3			1.0	1.0
WMS 1			0.7	0.7
WMS 2			2.1	2.1
<b>Total FTEs</b>			<b>104.1</b>	<b>104.7</b>

**Account**

<u>Account - Expenditure Authority Type</u>	Authorized Budget		2023-25 Biennium	
	2021-23 Biennium		2023-25 Biennium	
	<u>FY 2022</u>	<u>FY 2023</u>	<u>FY 2024</u>	<u>FY 2025</u>
001-2 General Fund-Federal			74,353	74,353
001-7 General Fund-Private/Local			844,636	844,636

**461 - Department of Ecology  
Capital FTE Summary  
2023-25 Biennium**

\*

Version: BI Biennial 2023-25 Initial

Report Number: CBS004  
Date Run: 9/14/2022 8:00AM

**Account (Continued)**

<u>Account - Expenditure Authority Type</u>	Authorized Budget		2023-25 Biennium	
	2021-23 Biennium		FY 2024	FY 2025
	<u>FY 2022</u>	<u>FY 2023</u>		
057-1 State Bldg Constr-State			5,380,936	5,477,400
08R-1 Waste Tire Removal A-State			128,738	128,738
10A-1 Aq Algae Cntrl Acct-State			54,821	54,821
15H-1 Cleanup Set Acct-State			1,285,924	1,285,924
222-1 Freshwtr Aqua Weeds-State			251,277	251,277
23N-1 MTC Capital Account-State			2,133,024	2,133,024
23R-1 MTC Stormw Account-State			3,027,892	3,027,892
26E-1 AirQualHeaDisplmpAcc-State			626,977	626,977
<b>Total Funding</b>			<b>13,808,578</b>	<b>13,905,042</b>

Narrative

## 461 - Department of Ecology Capital FTE Summary 2023-25 Biennium

\*

**Version:** BI Biennial 2023-25 Initial

**Report Number:** CBS004

**Date Run:** 9/14/2022 8:00AM

### Narrative

#### 40000474 2023-25 Reducing Diesel Greenhouse Gases and Toxic Emissions

This request will require a total of 2.30 FTEs to implement the clean diesel program, including evaluating client needs and solutions, soliciting applications, contracting with grant recipients, contracting with technology and service vendors, providing technical assistance, processing vendor/recipient payments, and closing grant awards. This level of FTEs has increased by 1.15 FTEs compared to the 2021-23 biennium.

In recent years, the clean diesel program has been staffed by 1.15 FTEs, but with significantly lower levels of pass-through funds to manage (\$1.8 million in 2015-17, \$1 million in 2017-19, and \$1.4 million in 2019-21). The pass-through funding level was increased significantly in the most recent biennium (\$15 million in 2021-23), and experience during this time has shown that the corresponding workload is unsustainable for a single staff position. This justifies the need to add an additional position.

Additional staffing will allow the clean diesel program to continue to play a critical role of educating and supporting school districts and other fleet operators through the process of transitioning to zero emission vehicles.

Please note, these FTEs support both this new appropriation and other related reappropriation projects under this capital program.

#### 40000479 2023-25 Reducing Toxic Wood Stove Emissions

This request requires a total of 0.45 FTE. This position implements the grant program, evaluating client needs and solutions, soliciting applications, and providing technical assistance. This is a slight increase over the staffing level for the 2021-23 biennium to provide slightly more oversight and timely agreements.

Please note, this FTE supports both this new appropriation and other related reappropriation projects under this capital program.

#### 40000018 VW Settlement Funded Projects (Reappropriation)

This project requires a total of 6.84 FTEs. These staff develop associated policy, communicate, and implement the investment of funds including ongoing coordination with the multi-agency steering committee, the Governor's policy staff, three multi-agency workgroups, and legislative staff when required. They are tasked with ensuring all projects meet the federal settlement project, reporting, and Trustee requirements. In addition, these staff administer the program, including soliciting applications, drafting grant guidelines, contracting with grant recipients, contracting with technology and service vendors, providing technical assistance, processing vendor/recipient payments, and closing grant awards. Staff also provide program oversight including, developing award category guidelines, developing materials, outreach, and training to prospective applicants, trustee coordination, award tracking, and overall financial management of the program. Under the terms of the VW Settlement, Beneficiaries may cover administrative costs associated with implementing eligible mitigation plans, up to 15% of the total mitigation plan cost.

#### 40000606 Improving Air Quality in Overburdened Communities Initiative

This project requires a total of 4.89 FTEs to develop and implement non-regulatory emission reduction mechanisms. A lead Environmental Planner will provide oversight, manage implementation of the program, and supervise staff. Additional staff will build community partnerships, identify funding opportunities, and manage grants and contracts.

#### 40000604 Product Testing Laboratory Construction

This project requires a total of 0.58 FTE during fiscal year 2025 for Information Technology (IT) support to install, connect, and troubleshoot computer hardware and software. This level of FTE is consistent with previous Ecology projects.

It is anticipated that a future (2025-27 biennium) operating budget request will be submitted for additional FTEs needed to support our product testing work once the new lab is constructed.

#### 40000486 2023-25 Product Replacement Program

Ecology requires a total of 3.45 FTEs to provide administrative oversight and management of the Product Replacement Program. Currently, one FTE is designated as the PRP Coordinator who oversees this program. However, as the number of projects

## 461 - Department of Ecology Capital FTE Summary 2023-25 Biennium

\*

**Version:** BI Biennial 2023-25 Initial

**Report Number:** CBS004

**Date Run:** 9/14/2022 8:00AM

### Narrative

implemented by PRP continues to grow, Ecology has determined that it needs additional resources to continue successfully overseeing and managing these statewide PRP efforts into the future. This request will maintain the coordinator position, and add two new FTEs to support the expansion of existing projects (i.e. automotive degreasers project ), and the addition of new projects such as the bisphenol receipts and school lab projects. Please note, these FTEs support both this new appropriation and other related reappropriation projects under this capital program.

#### 40000540 2023-25 Floodplains by Design

This project requires 8.0 FTEs to provide project oversight, conduct performance and financial management, offer outreach to local floodplain management agencies, and coordinate with our partners at The Nature Conservancy, Bonneville Environmental Foundation, and Puget Sound Partnership. They advise local project sponsors on program expectations, project development and manage active projects, including performing site visits, coordinating with other grant programs and Ecology's Coordinated Strategic Initiative, and assisting with policy and budget development. The current number of FTEs represents the same staffing levels as in the 2021-23 biennium. Please note these FTEs support both this new appropriation and other related reappropriation projects under this capital program.

#### 40000475 2023-25 Coastal Wetlands Federal Funds

This project requires a total of 0.52 FTE. This is a similar level of FTEs currently supporting this capital project during the 2021-23 biennium. An Environmental Planner 4 (0.45 FTE) will manage the grant program and serve as a liaison between federal agencies and the applicants. This position will administer federal National Coastal Wetland Conservation grants, manage project contracts to disburse federal funds, manage the grant application process, and work with applicants and USFWS on grant applications. The federal grants typically provide Ecology \$15,000 to \$20,000 to manage and administer each grant award. Please note, these FTEs support both this new appropriation and other related reappropriation projects under this capital program.

#### 40000476 2023-25 Chehalis Basin Strategy

Consistent with approved allotments for the 2021-23 Biennium, Ecology is requesting a total base minimum of 15.3 FTEs to support the Chehalis Basin Strategy in 2023-25. A portion of these FTEs (6.6 direct FTEs) will staff the OCB, and provide financial accountability and project management, technical assistance, and stakeholder coordination on individual projects. OCB staff support the Chehalis Basin Board by organizing and coordinating with consultants and agency staff to plan, gather, and prepare information and presentations for Board meetings. OCB staff also attend meetings held by the Aquatic Species Restoration Plan Steering Committee and Science Review Teams, Chehalis River Basin Flood Authority, Chehalis River Basin Flood Control Zone District, and Grays Harbor, Lewis, and Thurston conservation districts. Staff serve as the primary point of contact for Board members, local and tribal governments, other state and federal agencies, and other entities. OCB staff also provide media relations, communications and outreach support, budget preparation and management support, and administrative support for OCB.

Staffing levels for the OCB during the 2023-25 Biennium will be used to support: 1.0 FTE OCB Director, 1.0 FTE Office Manager, 1.0 FTE Lead Planner, 1.0 FTE Projects and Deliverables Coordinator, 1.0 FTE Community Flood Assistance & Resiliency (CFAR) Technical Assistance, 1.0 FTE Aquatic Species Manager, 0.35 FTE Budget Manager, 0.25 FTE Communications Manager. The remaining direct FTEs will provide technical support and manage flood-damage reduction and floodplain management-related projects in the Basin. Work will include, but not be limited to, the following types of activities currently underway this biennium. Staff will evaluate the criteria being used to create future project lists for habitat restoration, flood resiliency, and local-scale flood damage reduction projects. Staff will also conduct watershed health and effectiveness monitoring in to support implementing the Basin aquatic species restoration plan. Pending Board review and approval of the final project list for 2023-25, additional FTEs may be required to provide project and financial oversight of contracts and grants to ensure compliance with state law and Ecology policies, as well as increased technical assistance to local governments and landowners. Additional technical support for water quality monitoring and modeling, economic evaluations, the review of geotechnical engineering reports, and permitting associated with implementing local flood damage reduction and habitat restoration projects could be required. FTE requirements for Ecology staff

## 461 - Department of Ecology Capital FTE Summary 2023-25 Biennium

\*

**Version:** BI Biennial 2023-25 Initial

**Report Number:** CBS004

**Date Run:** 9/14/2022 8:00AM

### Narrative

will vary each biennium, depending on the status the Strategy and specific steps planned for that time period. Additional details and breakdown of statewide staffing needs associated with this request will be included in the final project list. Please note, these FTEs would support both this new appropriation, as well as the related reappropriation projects under this capital program.

#### 40000568 2023-25 Waste Tire Pile Cleanup and Prevention

Ecology is requesting 1.15 FTEs for this work. This is the same level of FTEs currently supporting this capital project in the 2021-23 Biennium. Staff are required to manage and coordinate tire removal efforts and provide technical support for prevention and enforcement.

#### 30000670 ASARCO Cleanup - Tacoma Smelter Plume (Reappropriation)

This request requires a total of 10.35 FTEs to continue supporting the ASARCO remediation activities in Tacoma as part of the cleanup plans with current staff levels. Please note, these FTEs support all appropriations for the Tacoma Smelter Plume. We are not requesting new funds for TSP for the 2023-25 biennium.

#### 40000529 2023-25 ASARCO Everett Smelter Plume Cleanup

This request requires 4.03 FTEs to continue supporting the ASARCO remediation activities in Everett as part of Ecology's ten-year cleanup plan. This FTE level is consistent with the 2021-23 biennium. The cleanup plans for the Everett Smelter Plume site, particularly residential yard cleanup, is labor intensive. It requires outreach to individual property owners and the community at-large so Ecology can secure property access, plan and complete sampling, stage cleanup property groups, and continue education and outreach campaigns once remediation starts. Please note these FTEs support both this new appropriation and other related reappropriation projects under this capital program.

#### 40000495 2023-25 Remedial Action Grant Program

This request requires a total of 5.18 FTEs dedicated to grant management, policy analysis and development, cash management, and capital budget coordination for Ecology. This is an increase in staffing by one direct FTE as compared to the 2021-23 biennium. The three grant managers traditionally funded through this biennial capital request are responsible for grant writing, invoice review and approval, and grant status reporting. This core work assures prudent oversight and careful financial management of state funds. The grant managers also provide technical expertise to program development and policy work and to agency-wide projects. This includes their input and review of policy documents and helping manage Ecology's grant and loan system. However, these existing grant staff are unable to support analysis and proactive program changes due to other increases in workload. This additional FTE being requested will conduct in depth policy and program analysis needed to modify existing, and propose new, policies designed to balance the competing needs for timely spending of state funds and the project needs for early financial security. Please note all FTEs support both this new appropriation and other related reappropriation projects under this capital program.

#### 40000539 2023-25 Stormwater Financial Assistance Program

Ecology requires a total of 23 FTEs to support ongoing management of 184 active grants from prior biennia SFAP funding and an estimated 80-90 new SFAP grants in 2023-25. This is an increase of four FTEs over the 2021-23 FTE level for this capital program. The new FTEs are needed to improve grant management and project outcomes, and provide appropriate capacity to balance the workload of existing staff. SFAP FTEs that manage, oversee, and administer the expanded SFAP program and projects include:

- Stormwater experts that manage the SFAP to ensure the highest priority projects will be funded.
- Engineers that review project proposals and design documents to ensure appropriate technology application and outcomes.
- Project managers that provide direct project oversight, technical assistance, and outcomes management.
- Financial managers that oversee agreement development, funding conditions, and quality assurance and control of reimbursements that assure fiscal accountability. These staff also perform project tracking, reporting, and technology support.

# 461 - Department of Ecology

## Capital FTE Summary

2023-25 Biennium

\*

**Version:** BI Biennial 2023-25 Initial

**Report Number:** CBS004

**Date Run:** 9/14/2022 8:00AM

### Narrative

#### 40000477 2023-25 Freshwater Aquatic Invasive Plants Grant Program

This project requires a total of 1.96 FTEs as follows: 0.6 FTE Environmental Specialist 4 and 0.1 FTE Environmental Specialist 5 are required to oversee and manage the grant process and provide technical assistance. 1.0 FTE Natural Resource Scientist 3 is required to conduct inventories of aquatic plants species statewide and perform follow-up inventories of Ecology grant-funded aquatic weed control projects to determine effectiveness. This level of FTE is consistent with the 2021-23 biennium. Please note these FTEs support both this new appropriation and other related reappropriation projects under this capital program.

#### 40000478 2023-25 Freshwater Algae Grant Program

This project requires a total of 0.46 FTE to oversee and manage the grant process and provide technical assistance. This level of FTE is consistent with the 2021-23 biennium. Please note these FTEs support both this new appropriation and other related reappropriation projects under this capital program.

#### 40000569 2023-25 Stormwater Public Private Partnerships

This project requires a total of 1.15 FTEs. Staff will continue the work started under Phase 1. Work includes administering the program, developing and soliciting applications, drafting grant guidelines, contracting with grant recipients, contracting with vendors and consultants, providing technical assistance, processing vendor/recipient payments, agreement maintenance and oversight, and closing grant awards. Please note, this FTE will support both this new appropriation and other related reappropriation projects under this capital program.

#### 40000583 2023-25 Columbia River Water Supply Development Program

This project requires a total of 7.13 FTEs to provide project oversight and management, technical assistance, and stakeholder coordination to individual projects. This adds 1.5 project management FTEs over the staffing level compared to the 2021-23 biennium. Please note, these FTEs support both this new appropriation and other related reappropriation projects under this capital program.

#### 40000572 2023-25 Yakima River Basin Water Supply

This project requires 7.48 FTEs to provide project management, scientific expertise, and contract oversight and support to implement Plan projects. This is an increase of 4.0 FTEs above the 2021-23 biennium funding level. This increase is necessary due to overall project complexity and accelerated implementation schedule. Ecology's OCR manages both Columbia River and Yakima River Integrated Plan projects. OCR anticipates implementing some very large-scale projects (constructing storage) and numerous small-scale habitat projects in 2023-25. Please note these FTEs support both this new appropriation and other related reappropriation projects under this capital program.

#### 40000559 2023-25 Sunnyside Valley Irrigation District Water Conservation

This request requires a total of 0.23 FTE to continue implementing SVID and YRBWEP projects, contract management, oversight, and technical assistance. This is the same level of FTEs currently supporting this capital project in the 2021-23 biennium.

#### 40000605 2023-25 Zosel Dam Preservation

This project requires a total of 0.23 FTE to provide project oversight and management, technical assistance, and stakeholder coordination to individual components of preservation projects, coordination with the IJC, and cooperation and communication with Canadian water managers.

# Capital FTEs by Project for 2023-25 Biennium Budget

September 13, 2022

Purpose: Identify Ecology's requested FTEs for the 2023-25 Biennium Budget. Total FTEs represent a biennial average of FY 24 and FY 25.

Project Title	Project #	Program	2021-23 FTEs	2023-25 FTEs	Account	Explanation
2023-25 Reducing Diesel Greenhouse Gases and Toxic Emissions	40000474	AQP	1.15	2.30	23N-1	This request will require a total of 2.30 FTEs to implement the clean diesel program, including evaluating client needs and solutions, soliciting applications, contracting with grant recipients, contracting with technology and service vendors, providing technical assistance, processing vendor/recipient payments, and closing grant awards. This level of FTEs has increased by 1.15 FTEs compared to the 2021-23 biennium. In recent years, the clean diesel program has been staffed by 1.15 FTEs, but with significantly lower levels of pass-through funds to manage (\$1.8 million in 2015-17, \$1 million in 2017-19, and \$1.4 million in 2019-21). The pass-through funding level was increased significantly in the most recent biennium (\$15 million in 2021-23), and experience during this time has shown that the corresponding workload is unsustainable for a single staff position. This justifies the need to add an additional position. Additional staffing will allow the clean diesel program to continue to play a critical role of educating and supporting school districts and other fleet operators through the process of transitioning to zero emission vehicles. Please note, these FTEs support both this new appropriation and other related reappropriation projects under this capital program.
2023-25 Reducing Toxic Wood Stove Emissions	40000479	AQP	0.29	0.45	23N-1	This request requires a total of 0.45 FTE. This position implements the grant program, evaluating client needs and solutions, soliciting applications, and providing technical assistance. This is a slight increase over the staffing level for the 2021-23 biennium to provide slightly more oversight and timely agreements. Please note, this FTE supports both this new appropriation and other related reappropriation projects under this capital program.
VW Settlement Funded Projects	40000018 Reapprop	AQP	6.84	6.84	001-7	This project requires a total of 6.84 FTEs. These staff develop associated policy, communicate, and implement the investment of funds including ongoing coordination with the multi-agency steering committee, the Governor's policy staff, three multi-agency workgroups, and legislative staff when required. They are tasked with ensuring all projects meet the federal settlement project, reporting, and Trustee requirements. In addition, these staff administer the program, including soliciting applications, drafting grant guidelines, contracting with grant recipients, contracting with technology and service vendors, providing technical assistance, processing vendor/recipient payments, and closing grant awards. Staff also provide program oversight including developing award category guidelines, developing materials, outreach, and training to prospective applicants, trustee coordination, award tracking, and overall financial management of the program. Under the terms of the VW Settlement, Beneficiaries may cover administrative costs associated with implementing eligible mitigation plans, up to 15% of the total mitigation plan cost.
Improving Air Quality in Overburdened Communities Initiative	40000606	AQP	NA	4.89	26E-1	This project requires a total of 4.89 FTEs to develop and implement non-regulatory emission reduction mechanisms. A lead Environmental Planner will provide oversight, manage implementation of the program, and supervise staff. Additional staff will build community partnerships, identify funding opportunities, and manage grants and contracts.
Product Testing Laboratory Construction	40000604	EAP	NA	0.29	057-1	This project requires a total of 0.58 FTE during fiscal year 2025 for Information Technology (IT) support to install, connect, and troubleshoot computer hardware and software. This level of FTE is consistent with previous Ecology projects. It is anticipated that a future (2025-27 biennium) operating budget request will be submitted for additional FTEs needed to support our product testing work once the new lab is constructed.

Project Title	Project #	Program	2021-23 FTEs	2023-25 FTEs	Account	Explanation
2023-25 Product Replacement Program	40000486	HWTR	1.15	3.45	23N-1	Ecology requires a total of 3.45 FTEs to provide administrative oversight and management of the Product Replacement Program. Currently, one FTE is designated as the PRP Coordinator who oversees this program. However, as the number of projects implemented by PRP continues to grow, Ecology has determined that it needs additional resources to continue successfully overseeing and managing these statewide PRP efforts into the future. This request will maintain the coordinator position, and add two new FTEs to support the expansion of existing projects (i.e. automotive degreasers project ), and the addition of new projects such as the bisphenol receipts and school lab projects. Please note, these FTEs support both this new appropriation and other related reappropriation projects under this capital program.
2023-25 Floodplains by Design	40000540	SEA	8.00	8.00	057-1	This project requires 8.0 FTEs to provide project oversight, conduct performance and financial management, offer outreach to local floodplain management agencies, and coordinate with our partners at The Nature Conservancy, Bonneville Environmental Foundation, and Puget Sound Partnership. They advise local project sponsors on program expectations, project development and manage active projects, including performing site visits, coordinating with other grant programs and Ecology's Coordinated Strategic Initiative, and assisting with policy and budget development. The current number of FTEs represents the same staffing levels as in the 2021-23 biennium. Please note these FTEs support both this new appropriation and other related reappropriation projects under this capital program.
2023-25 Coastal Wetlands Federal Funds	40000475	SEA	0.52	0.52	001-2	This project requires a total of 0.52 FTE. This is a similar level of FTEs currently supporting this capital project during the 2021-23 biennium. An Environmental Planner 4 (0.45 FTE) will manage the grant program and serve as a liaison between federal agencies and the applicants. This position will administer federal National Coastal Wetland Conservation grants, manage project contracts to disburse federal funds, manage the grant application process, and work with applicants and USFWS on grant applications. The federal grants typically provide Ecology \$15,000 to \$20,000 to manage and administer each grant award. Please note, these FTEs support both this new appropriation and other related reappropriation projects under this capital program.
2023-25 Chehalis Basin Strategy	40000476	SEA	15.30	15.30	057-1	Consistent with approved allotments for the 2021-23 Biennium, Ecology is requesting a total base minimum of 15.3 FTEs to support the Chehalis Basin Strategy in 2023-25. A portion of these FTEs (6.6 direct FTEs) will staff the OCB, and provide financial accountability and project management, technical assistance, and stakeholder coordination on individual projects. OCB staff support the Chehalis Basin Board by organizing and coordinating with consultants and agency staff to plan, gather, and prepare information and presentations for Board meetings. OCB staff also attend meetings held by the Aquatic Species Restoration Plan Steering Committee and Science Review Teams, Chehalis River Basin Flood Authority, Chehalis River Basin Flood Control Zone District, and Grays Harbor, Lewis, and Thurston conservation districts. Staff serve as the primary point of contact for Board members, local and tribal governments, other state and federal agencies, and other entities. OCB staff also provide media relations, communications and outreach support, budget preparation and management support, and administrative support for OCB. Staffing levels for the OCB during the 2023-25 Biennium will be used to support: 1.0 FTE OCB Director, 1.0 FTE Office Manager, 1.0 FTE Lead Planner, 1.0 FTE Projects and Deliverables Coordinator, 1.0 FTE Community Flood Assistance & Resiliency (CFAR) Technical Assistance, 1.0 FTE Aquatic Species Manager, 0.35 FTE Budget Manager, 0.25 FTE Communications Manager. The remaining direct FTEs will provide technical support and manage flood-damage reduction and floodplain management-related projects in the Basin. Work will include, but not be limited to, the following types of activities currently underway this biennium. Staff will evaluate the criteria being used to create future project lists for habitat restoration, flood resiliency, and local-scale flood damage reduction projects. Staff will also conduct watershed health and effectiveness monitoring in to support implementing the Basin aquatic species restoration plan. Pending Board review and approval of the final project list for 2023-25, additional FTEs may be required to provide project and financial oversight of contracts and grants to ensure compliance with state law and Ecology policies, as well as increased technical assistance to local governments and landowners. Additional technical support for water quality monitoring and modeling, economic evaluations, the review of geotechnical engineering reports, and permitting associated with implementing local flood damage reduction and habitat restoration projects could be required. FTE requirements for Ecology staff will vary each biennium, depending on the status the Strategy and specific steps planned for that time period. Additional details and breakdown of statewide staffing needs associated with this request will be included in the final project list. Please note, these FTEs would support both this new appropriation, as well as the related reappropriation projects under this capital program.



Project Title	Project #	Program	2021-23 FTEs	2023-25 FTEs	Account	Explanation
2023-25 Waste Tire Pile Cleanup and Prevention	40000568	SWM	1.15	1.15	08R-1	Ecology is requesting 1.15 FTEs for this work. This is the same level of FTEs currently supporting this capital project in the 2021-23 Biennium. Staff are required to manage and coordinate tire removal efforts and provide technical support for prevention and enforcement.
ASARCO Cleanup - Tacoma Smelter Plume	30000670 Reapprop	TCP	10.35	10.35	15H-1	This request requires a total of 10.35 FTEs to continue supporting the ASARCO remediation activities in Tacoma as part of the cleanup plans with current staff levels. Please note, these FTEs support all appropriations for the Tacoma Smelter Plume. We are not requesting new funds for TSP for the 2023-25 biennium.
2023-25 ASARCO Everett Smelter Plume Cleanup	40000529	TCP	4.03	4.03	23N-1	This request requires 4.03 FTEs to continue supporting the ASARCO remediation activities in Everett as part of Ecology's ten-year cleanup plan. This FTE level is consistent with the 2021-23 biennium. The cleanup plans for the Everett Smelter Plume site, particularly residential yard cleanup, is labor intensive. It requires outreach to individual property owners and the community at-large so Ecology can secure property access, plan and complete sampling, stage cleanup property groups, and continue education and outreach campaigns once remediation starts. Please note these FTEs support both this new appropriation and other related reappropriation projects under this capital program.
2023-25 Remedial Action Grant Program	40000495	TCP	4.03	5.18	23N-1	This request requires a total of 5.18 FTEs dedicated to grant management, policy analysis and development, cash management, and capital budget coordination for Ecology. This is an increase in staffing by one direct FTE as compared to the 2021-23 biennium. The three grant managers traditionally funded through this biennial capital request are responsible for grant writing, invoice review and approval, and grant status reporting. This core work assures prudent oversight and careful financial management of state funds. The grant managers also provide technical expertise to program development and policy work and to agency-wide projects. This includes their input and review of policy documents and helping manage Ecology's grant and loan system. However, these existing grant staff are unable to support analysis and proactive program changes due to other increases in workload. This additional FTE being requested will conduct in depth policy and program analysis needed to modify existing, and propose new, policies designed to balance the competing needs for timely spending of state funds and the project needs for early financial security. Please note all FTEs support both this new appropriation and other related reappropriation projects under this capital program.
2023-25 Stormwater Financial Assistance Program	40000539	WQP	19.02	23.00	23R-1	Ecology requires a total of 23 FTEs to support ongoing management of 184 active grants from prior biennia SFAP funding and an estimated 80-90 new SFAP grants in 2023-25. This is an increase of four FTEs over the 2021-23 FTE level for this capital program. The new FTEs are needed to improve grant management and project outcomes, and provide appropriate capacity to balance the workload of existing staff. SFAP FTEs that manage, oversee, and administer the expanded SFAP program and projects include: - Stormwater experts that manage the SFAP to ensure the highest priority projects will be funded. - Engineers that review project proposals and design documents to ensure appropriate technology application and outcomes. - Project managers that provide direct project oversight, technical assistance, and outcomes management. - Financial managers that oversee agreement development, funding conditions, and quality assurance and control of reimbursements that assure fiscal accountability. These staff also perform project tracking, reporting, and technology support.
2023-25 Freshwater Aquatic Invasive Plants Grant Program	40000477	WQP	1.96	1.96	222-1	This project requires a total of 1.96 FTEs as follows: 0.6 FTE Environmental Specialist 4 and 0.1 FTE Environmental Specialist 5 are required to oversee and manage the grant process and provide technical assistance. 1.0 FTE Natural Resource Scientist 3 is required to conduct inventories of aquatic plants species statewide and perform follow-up inventories of Ecology grant-funded aquatic weed control projects to determine effectiveness. This level of FTE is consistent with the 2021-23 biennium. Please note these FTEs support both this new appropriation and other related reappropriation projects under this capital program.
2023-25 Freshwater Algae Grant Program	40000478	WQP	0.46	0.46	10A-1	This project requires a total of 0.46 FTE to oversee and manage the grant process and provide technical assistance. This level of FTE is consistent with the 2021-23 biennium. Please note these FTEs support both this new appropriation and other related reappropriation projects under this capital program.

Project Title	Project #	Program	2021-23 FTEs	2023-25 FTEs	Account	Explanation
2023-25 Stormwater Public Private Partnerships	40000569	WQP	1.15	1.15	23R-1	This project requires a total of 1.15 FTEs. Staff will continue the work started under Phase 1. Work includes administering the program, developing and soliciting applications, drafting grant guidelines, contracting with grant recipients, contracting with vendors and consultants, providing technical assistance, processing vendor/recipient payments, agreement maintenance and oversight, and closing grant awards. Please note, this FTE will support both this new appropriation and other related reappropriation projects under this capital program.
2023-25 Columbia River Water Supply Development Program	40000583	WRP	5.60	7.13	057-1	This project requires a total of 7.13 FTEs to provide project oversight and management, technical assistance, and stakeholder coordination to individual projects. This adds 1.5 project management FTEs over the staffing level compared to the 2021-23 biennium. Please note, these FTEs support both this new appropriation and other related reappropriation projects under this capital program.
2023-25 Yakima River Basin Water Supply	40000572	WRP	3.45	7.48	057-1	This project requires 7.48 FTEs to provide project management, scientific expertise, and contract oversight and support to implement Plan projects. This is an increase of 4.0 FTEs above the 2021-23 biennium funding level. This increase is necessary due to overall project complexity and accelerated implementation schedule. Ecology's OCR manages both Columbia River and Yakima River Integrated Plan projects. OCR anticipates implementing some very large-scale projects (constructing storage) and numerous small-scale habitat projects in 2023-25. Please note these FTEs support both this new appropriation and other related reappropriation projects under this capital program.
2023-25 Sunnyside Valley Irrigation District Water Conservation	40000559	WRP	0.23	0.23	057-1	This request requires a total of 0.23 FTE to continue implementing SVID and YRBWEP projects, contract management, oversight, and technical assistance. This is the same level of FTEs currently supporting this capital project in the 2021-23 biennium.
2023-25 Zosel Dam Preservation	40000605	WRP	0.00	0.23	057-1	This project requires a total of 0.23 FTE to provide project oversight and management, technical assistance, and stakeholder coordination to individual components of preservation projects, coordination with the IJC, and cooperation and communication with Canadian water managers.
<b>TOTAL FTEs</b>			<b>84.7</b>	<b>104.4</b>		

# Department of Ecology

## 2023-2025 Capital Budget Requests Supporting the Puget Sound Action Agenda

September 13, 2022

Project Requests	Vital Signs	Strategies	Desired Outcomes	Actions	Ongoing Program	Orca Task Force Recommendation	Federal Leveraging	Local Leveraging	Puget Sound Dollars	Total Request Dollars
1. 40000563 2023-25 Water Pollution Control Revolving Program	Freshwater, Marine Water; Streams and Floodplains; Toxics in Aquatic Life; Beaches and Marine Vegetation; Estuaries; Forests and Wetlands; Groundfish and Benthic Invertebrates; Orcas; Salmon; Zooplankton; Drinking Water; Shellfish Beds; Cultural Wellbeing; Economic Vitality; Good Governance; Sense of Place; Sound Stewardship	7. Freshwater Availability; 8. Prevent Pollution; 9. Source Identification and Correction; 10. Stormwater Runoff and Legacy Contamination; 11. Wastewater Systems; 12. Working Lands Runoff; 19. GHG Reductions and Carbon Sequestration; 20. Climate Adaptation and Resilience; 21. Sense of Place; 22. Recreation and Stewardship; 23. Transparent and Inclusive Governance; 24. Cultural Practices; 26. Human Health	1.1.1, 1.1.2, 1.1.3, 1.2.1, 1.3.1, 1.3.2, 1.4.1, 1.4.2, 1.5.2, 2.1.1, 2.1.4, 2.2.1, 2.2.2, 2.2.3, 2.2.4, 2.2.5, 2.3.1, 2.3.2, 2.3.5, 2.3.4, 3.2.2, 4.2.1, 4.2.2, 4.3.1, 5.1.1, 5.1.2, 5.2.1, 5.2.2, 5.2.3, 5.2.4, 5.3.1, 5.4.1, 5.4.2, 5.4.3, 5.5.1, 5.5.2, 5.5.3, 5.6.2, 5.6.3, 5.6.4	3, 5, 6, 7, 9, 10, 11, 12, 20, 24, 31, 32, 35, 40, 86, 98, 137, 151, 154, 155, 156, 161, 162, 196, 197, 200, 201, 211	OGP_ECY38: Water Quality - Provide Financial Assistance	1, 2, 31, 34, 41			\$ 381,000,000	\$ 635,000,000
2. 40000526 2023-25 Protect Investments in Cleanup Remedies	Marine Water; Toxics in Aquatic Life	10. Stormwater Runoff and Legacy Contamination	2.1.1, 2.1.4	33, 41	OGP_ECY20: Toxic Cleanup Program - Cleaning up priority bays in Puget Sound	31			\$ 4,450,000	\$ 4,450,000
3. 40000574 2023-25 Centennial Clean Water Program	Freshwater, Marine Water; Streams and Floodplains; Toxics in Aquatic Life; Beaches and Marine Vegetation; Estuaries; Forests and Wetlands; Groundfish and Benthic Invertebrates; Orcas; Salmon; Zooplankton; Drinking Water; Shellfish Beds; Cultural Wellbeing; Economic Vitality; Good Governance; Sense of Place; Sound Stewardship	4. Riparian Areas; 5. Floodplains and Estuaries; 7. Freshwater Availability; 8. Prevent Pollution; 9. Source Identification and Correction; 10. Stormwater Runoff and Legacy Contamination; 11. Wastewater Systems; 12. Working Lands Runoff; 19. GHG Reductions and Carbon Sequestration; 20. Climate Adaptation and Resilience; 21. Sense of Place; 22. Recreation and Stewardship; 23. Transparent and Inclusive Governance; 24. Cultural Practices; 26. Human Health	1.1.1, 1.1.2, 1.1.3, 1.2.1, 1.3.1, 1.3.2, 1.4.1, 1.4.2, 2.1.1, 2.2.1, 2.2.2, 2.2.3, 2.2.4, 2.2.5, 2.3.1, 2.3.2, 2.3.5, 3.2.2, 4.2.1, 4.3.1, 5.1.1, 5.1.2, 5.2.3, 5.2.4, 5.6.4	3, 4, 5, 6, 7, 9, 10, 11, 12, 20, 24, 31, 35, 40, 63, 86, 98, 137, 151, 154, 155, 156, 161, 162, 196, 197, 200, 201, 211	OGP_ECY38: Water Quality - Provide Financial Assistance	1, 2, 34, 41	CCWP funds are used to provide a required 40 percent match to secure the annual Clean Water Act Section 319 federal nonpoint grant program. Nonpoint source projects funded through the CCWP are used as the match. On average, \$6.4 million in federal funds would be in jeopardy without the CCWP state match.	Centennial grants for up to \$500,000 may be awarded for repair and replacement local loan programs with a 100 percent cash match. Match may be either a CWSRF loan or the recipient's own source of funds. Note that targeted OSS repair and replacement projects within a priority watershed are not required to provide match.	\$ 48,000,000	\$ 80,000,000
4. 40000495 2023-25 Remedial Action Grants Program	Marine Water; Toxics in Aquatic Life	10. Stormwater Runoff and Legacy Contamination	2.1.1, 2.1.4	33, 41	OGP_ECY20: Toxic Cleanup Program - Cleaning up priority bays in Puget Sound	31			\$ 103,342,000	\$ 115,111,000

# Department of Ecology

## 2023-2025 Capital Budget Requests Supporting the Puget Sound Action Agenda

September 13, 2022

Project Requests	Vital Signs	Strategies	Desired Outcomes	Actions	Ongoing Program	Orca Task Force Recommendation	Federal Leveraging	Local Leveraging	Puget Sound Dollars	Total Request Dollars
5. 40000474 2023-25 Reducing Diesel GHG and Toxic Emission	Air Quality	8. Prevent pollution; 19. GHG Reductions and Carbon Sequestration; 26. Human Health.	2.1.1, 4.1.1, 4.2.1, 5.6.1	40, 136, 199	OGP_ECV32: Air-Reducing Toxic Diesel Emissions	43	The Environmental Protection Agency (EPA) provides additional federal funds to states that provide matching funds under the Diesel Emissions Reduction Act Program (State DERA). If Ecology provides a voluntary match equal to the base allocation offered by EPA, EPA will provide additional funding equal to fifty percent of the base allocation.	Grant recipients are required to provide mandatory cost share. Typically 40%-60% of the total project cost.	\$ 10,474,000	\$ 15,632,000
6. 40000540 2023-25 Floodplains by Design	Streams and Floodplains	5. Floodplains and Estuaries	1.1.1, 1.1.2, 1.1.3, 1.2.1, 1.3.1, 1.3.2, 1.3.3, 1.4.1, 1.4.2	19, 20, 24	OGP_ECV13: Shorelands - Floodplains by Design	1		A 20% match of cash, interlocal, and in-kind is required for most grants	\$ 44,347,000	\$ 70,392,000
7. 40000539 2023-25 Stormwater Financial Assistance Program	Freshwater; Marine Water; Streams and Floodplains; Toxics in Aquatic Life; Beaches and Wetlands; Groundfish and Benthic Invertebrates; Orcas; Salmon; Zooplankton; Drinking Water; Shellfish Bed; Cultural Wellbeing; Economic Vitality; Good Governance; Sense of Place; Sound Stewardship	4. Riparian Areas; 5. Floodplains and Estuaries; 7. Freshwater Availability; 8. Prevent Pollution; 9. Source Identification and Correction; 10. Stormwater Runoff and Legacy Contamination; 19. GHG Reductions and Carbon Sequestration; 20. Climate Adaptation and Resilience; 21. Sense of Place; 22. Recreation and Stewardship; 23. Transparent and Inclusive Governance; 24. Cultural Practices; 26. Human Health	1.3.1, 1.3.3, 1.5.2, 2.1.1, 2.1.4, 2.2.2, 2.2.5, 2.3.4, 2.3.5, 2.4.1, 4.1.1, 4.2.1, 4.2.2, 4.3.1, 5.1.1, 5.1.2, 5.2.1, 5.2.2, 5.2.3, 5.2.4, 5.4.1, 5.4.2, 5.4.3, 5.5.1, 5.5.2, 5.5.3, 5.6.2, 5.6.3, 5.6.4	3, 10, 31, 32, 40, 63, 86, 98, 137, 139, 151, 154, 156, 161, 162, 197, 200	OGP_ECV38: Water Quality - Provide Financial Assistance	31, 32, 34		Local match for SFAP-funded projects is 15 percent (5 percent for hardship communities). Projects awarded SFAP funding must provide cash match.	\$ 40,800,000	\$ 68,000,000

# Department of Ecology

## 2023-2025 Capital Budget Requests Supporting the Puget Sound Action Agenda

September 13, 2022

Project Requests	Vital Signs	Strategies	Desired Outcomes	Actions	Ongoing Program	Orca Task Force Recommendation	Federal Leveraging	Local Leveraging	Puget Sound Dollars	Total Request Dollars
8. 40000480 2023-25 Affordable Housing Cleanup Grant Program	Marine Water; Toxics in Aquatic Life	10. Stormwater Runoff and Legacy Contamination	2.1.1, 2.1.4	33, 41	OGP_ECY20: Toxic Cleanup Program - Cleaning up priority bays in Puget Sound	31			\$ 12,259,000	\$ 12,259,000
9. 40000565 2023-25 Streamflow Restoration Program	N/A	7. Freshwater Availability	N/A	28	OGP_ECY51: Water Resources Streamflow Restoration program				\$ 26,800,000	\$ 40,000,000
10. 40000487 2023-25 Clean Up Toxic Sites-Puget Sound	Marine Water; Toxics in Aquatic Life	10. Stormwater Runoff and Legacy Contamination; 26. Human Health	2.1.1, 2.1.4	33, 41	OGP_ECY20: Toxic Cleanup Program - Cleaning up priority bays in Puget Sound	31			\$ 7,455,000	\$ 7,455,000
11. 40000564 2023-25 State Match Water Pollution Control Revolving Program	Freshwater; Marine Water; Streams and Floodplains; Toxics in Aquatic Life; Beaches and Estuaries; Forests and Wetlands; Groundfish and Benthic Invertebrates; Orcas; Salmon; Zooplankton; Drinking Water; Shellfish Beds; Cultural Wellbeing; Economic Vitality; Good Governance; Sense of Place; Sound Stewardship	7. Freshwater Availability; 8. Prevent Pollution; 9. Source Identification and Correction; 10. Stormwater Runoff and Legacy Contamination; 11. Wastewater Systems; 12. Working Lands Runoff; 19. GHG Reductions and Carbon Sequestration; 20. Climate Adaptation and Resilience; 21. Sense of Place; 22. Recreation and Stewardship; 23. Cultural Wellbeing; 23. Economic Vitality; Good Governance; Sense of Place; Sound Stewardship	1.3.1, 1.5.2, 2.1.1, 2.1.4, 2.2.1, 2.2.2, 2.3.1, 2.3.4, 4.2.1, 4.2.2, 4.3.1, 5.1.1, 5.1.2, 5.2.1, 5.2.2, 5.2.3, 5.2.4, 5.3.1, 5.5.1, 5.5.2, 5.5.3, 5.6.2, 5.6.3, 5.6.4, 1.1.1, 1.1.2, 1.1.3, 1.2.1, 1.3.1, 1.3.2, 1.4.1, 1.4.2, 2.2.3, 2.2.4, 2.2.5, 2.3.2, 2.3.5, 3.2.2	3, 5, 6, 7, 9, 10, 11, 12, 20, 24, 31, 32, 35, 40, 86, 98, 137, 151, 154, 155, 156, 161, 162, 196, 197, 200, 201, 211	OGP_ECY38: Water Quality - Provide Financial Assistance	1, 2, 31, 34, 41			\$ 21,000,000	\$ 35,000,000
12. 40000479 2023-25 Reducing Toxic Wood Stove Emissions	Air Quality	8. Prevent pollution; 26. Human Health	5.6.1	112, 199	OGP_ECY33: Air - Reducing Toxic Woodstove Emissions			Local Air Agencies (LAAs) provide additional separate funding to support efforts to reduce toxic wood stove emissions. Additionally, some LAAs are working with local energy providers to partner on incentive values for alternative home heat choices such as ductless heat pumps toward increasing the number of woodstoves replaced and reducing the level of wood stove emissions.	\$ 2,776,000	\$ 4,144,000

# Department of Ecology

## 2023-2025 Capital Budget Requests Supporting the Puget Sound Action Agenda

September 13, 2022

Project Requests	Vital Signs	Strategies	Desired Outcomes	Actions	Ongoing Program	Orca Task Force Recommendation	Federal Leveraging	Local Leveraging	Puget Sound Dollars	Total Request Dollars
13. 40000529 2023-25 ASARCO Everett Smelter Plume Cleanup	Marine Water; Outdoor Activity	1. Smart Growth; 10. Stormwater Runoff and Legacy Contamination; 26. Human Health	2.1.1, 2.1.4	33, 41	OGP_ECY21: Toxic Cleanup Program - Everett Smelter Plume	31			\$ 7,679,000	\$ 7,679,000
14. 40000486 2023-25 Product Replacement Program	Toxics in Aquatic Life; Orcas; Salmon; Economic Vitality; Good Governance; Sound Stewardship	8. Prevent Pollution; 21. Sense of Place; 23. Transparent and Inclusive Governance; 26. Human Health	2.1.1, 2.1.2, 2.1.3, 2.1.4, 2.1.5, 5.1.1, 5.1.2, 5.2.1, 5.2.2, 5.2.3, 5.2.4, 5.6.4	33, 41, 42, 43, 44, 45, 96, 98, 161, 162, 163	OGP_ECY3: Hazardous Waste and Toxics Reduction - Local Source Control Partnership in Puget Sound	29, 30, 31			\$ 5,200,000	\$ 6,500,000
15. 40000569 Stormwater Public Private Partnerships	Freshwater; Marine Water; Streams and Floodplains; Toxics in Aquatic Life; Beaches and Marine Vegetation; Estuaries; Forests and Wetlands; Groundfish and Benthic Invertebrates; Orcas; Salmon; Zooplankton; Drinking Water; Shellfish Beds; Cultural Wellbeing; Economic Vitality; Good Governance; Sense of Place; Sound Stewardship	4. Riparian Areas; 5. Floodplains and Estuaries; 7. Freshwater Availability; 8. Prevent Pollution; 10. Stormwater Runoff and Legacy Contamination; 19. GHG Reductions and Carbon Sequestration; 20. Climate Adaptation and Resilience; 21. Sense of Place; 22. Recreation and Stewardship; 23. Transparent and Inclusive Governance; 24. Cultural Practices; 26. Human Health	1.3.1, 1.3.3, 1.5.2, 2.1.1, 2.1.4, 2.2.2, 2.2.5, 2.3.4, 2.3.5, 2.4.1, 4.1.1, 4.2.1, 4.2.2, 4.3.1, 5.1.1, 5.1.2, 5.2.1, 5.2.2, 5.2.3, 5.2.4, 5.4.1, 5.4.2, 5.4.3, 5.5.1, 5.5.2, 5.5.3, 5.6.2, 5.6.3, 5.6.4	3, 10, 31, 32, 40, 63, 86, 98, 137, 139, 151, 154, 156, 161, 162, 197, 200	OGP_ECY38: Water Quality - Provide Financial Assistance; OGP_ECY34: Water Quality Control Stormwater and Wastewater Pollution	31, 32, 34			\$ 1,800,000	\$ 3,000,000

# Department of Ecology

## 2023-2025 Capital Budget Requests Supporting the Puget Sound Action Agenda

September 13, 2022

Project Requests	Vital Signs	Strategies	Desired Outcomes	Actions	Ongoing Program	Orca Task Force Recommendation	Federal Leveraging	Local Leveraging	Puget Sound Dollars	Total Request Dollars
16. 40000567 Sewer Overflow Stormwater Reuse Municipal Grants Program	Freshwater, Marine Water; Streams and Floodplains; Toxics in Aquatic Life; Beaches and Marine Vegetation; Estuaries; Forests and Wetlands; Forage Fish; Groundfish and Benthic Invertebrates; Orcas; Salmon; Zooplankton; Drinking Water; Shellfish Beds; Economic Vitality; Good Governance; Sense of Place; Sound Stewardship	4. Riparian Areas; 5. Floodplains and Estuaries; 10. Stormwater Runoff and Legacy Contamination; 11. Wastewater Systems; 19. GHG Reductions and Carbon Sequestration; 20. Climate Adaptation and Resilience; 21. Sense of Place; 22. Recreation and Stewardship; 23. Transparent and Inclusive Governance; 24. Cultural Practices; 26. Human Health	1.3.1, 1.5.2, 2.1.1, 2.1.4, 2.2.1, 2.2.2, 2.3.1, 2.3.4, 4.2.1, 4.2.2, 4.3.1, 5.1.1, 5.1.2, 5.2.1, 5.2.2, 5.2.3, 5.2.4, 5.3.1, 5.4.1, 5.4.2, 5.4.3, 5.5.1, 5.5.2, 5.5.3, 5.6.2, 5.6.3, 5.6.4	3, 10, 31, 32, 40, 86, 98, 151, 154, 161, 162, 197, 200, 211	OGP_ECY38: Water Quality - Provide Financial Assistance	31, 32, 34			\$ 10,020,000	\$ 16,700,000
17. 40000475 2023-25 Coastal Wetlands Federal Funds	Estuaries; and Forest and Wetlands	5. Floodplains and Estuaries; 24. Cultural Practices	1.1.1, 1.1.2, 1.1.3, 1.2.1, 1.4.2, 5.3.2	12, 24, 89, 91	N/A	1	With a 25% match, the program leverages 75% project cost in Federal grant funding	Local match may be used to meet federal grant match requirements	\$ 10,800,000	\$ 12,000,000
18. 40000477 2023-25 Freshwater Aquatic Invasive Plants Grant Program	Freshwater, Marine Water; Streams and Floodplains; Toxics in Aquatic Life; Beaches and Marine Vegetation; Estuaries; Orcas; Salmon; Zooplankton; Air Quality; Economic Vitality; Good Governance; Sense of Place; Sound Stewardship	5. Floodplains and Estuaries; 14. Invasive Species; 17. Responsible Boating; 21. Sense of Place; 22. Recreation and Stewardship; 23. Transparent and Inclusive Governance; 24. Cultural Practices; 25. Natural Resource Industries; 26. Human Health	2.2.2, 2.2.3, 2.2.4, 2.2.5, 3.2.1, 4.3.1, 5.1.1, 5.2.1, 5.2.2, 5.2.3, 5.3.1, 5.3.2, 5.4.1, 5.4.2, 5.4.3, 5.5.1, 5.5.2, 5.5.3, 5.6.2, 5.6.3, 5.6.4	46, 202, 203	OGP_ECY38: Water Quality - Provide Financial Assistance			Ecology requires grant recipients to provide matching funds for AWMF grants. The percentage of match varies according to project type. Ecology funds general aquatic plant projects at 75 percent state share and 25 percent local match. Pilot projects and early infestation projects are funded at 87.5 percent state share and 12.5 percent local share.	\$ 1,020,000	\$ 1,700,000
19. 40000478 2023-25 Freshwater Algae Grant Program	Freshwater; Streams and Floodplains; Toxics in Aquatic Life; Outdoor Activity; Economic Vitality; Good Governance; Sense of Place; Sound Stewardship. [NOT SAME AS CPR]	21. Sense of Place; 22. Recreation and Stewardship; 23. Transparent and Inclusive Governance; 24. Cultural Practices; 25. Natural Resource Industries; 26. Human Health	2.2.2, 2.2.3, 2.2.4, 2.2.5, 3.2.1, 4.3.1, 5.1.1, 5.2.1, 5.2.2, 5.2.3, 5.3.1, 5.3.2, 5.4.1, 5.4.2, 5.4.3, 5.5.1, 5.5.2, 5.5.3, 5.6.2, 5.6.3, 5.6.4	24, 31, 159, 200	OGP_ECY38: Water Quality - Provide Financial Assistance			Grant recipients are required to provide matching funds for Freshwater Algae Program grants. Projects will be funded at 75 percent state share and 25 percent local share. Match can consist of any combination of cash, interlocal costs, or in-kind contributions.	\$ 450,000	\$ 750,000
<b>Total Capital Request in Support of the Puget Sound Action Agenda</b>									<b>\$ 739,672,000</b>	

\*\*\* *This page intentionally blank.* \*\*\*





DEPARTMENT OF  
**ECOLOGY**  
State of Washington

# **2023-25 Biennium**

## **Maintenance Backlog Reduction**

### **Plan**

September 7, 2022

This 2023-25 Maintenance Backlog Reduction Plan (2023-25 Plan) meets the requirements of the Office of Financial Management’s (OFM) 2023-25 Capital Budget Instructions and RCW 43.88.030 (5)(d). The plan identifies maintenance activities, prioritization of maintenance tasks, owned facility assessments, and Ecology’s preservation plan.

### **Operating Budget Resources**

Following is a partial list of maintenance activities and contracted services that Ecology funds from its operating budget:

- Janitorial Services
- Fire Protection Systems and Maintenance
- Security Services
- Landscaping and Parking Lot Maintenance
- Painting and Finishes
- Electrical Services and Maintenance
- Plumbing Services and Maintenance
- Elevator Services and Maintenance
- Heating, Ventilation and Air Conditioning (HVAC) Services and Maintenance

Cost for these activities vary by facility. For leased facilities, the terms of the lease may address these activities.

No Ecology facilities have experienced a catastrophic failure. However, while Ecology has been able to fund ongoing maintenance and repairs through its operating budget, as facilities age and the maintenance backlog grows, Ecology will require capital budget funding to address major preservation projects.

### **Maintenance Activities**

Ecology categorizes facility maintenance activities as either regular scheduled activities, or reactive activities. Regular scheduled activities include recurring inspections and recurring tasks. Recurring inspections are required of various systems, including but not limited to, heating and ventilation systems, fire alarm systems, and elevators. Regular scheduled activities includes changing of various filters, exercising valves, and replacement of appropriate equipment. Reactive activities focus on responding to unpredicted failures of equipment and infrastructure. Reactive activities can range in scope from simple replacement of light bulbs to the mitigation of flood damage following a burst pipe.

### **Prioritization**

Through regular scheduled inspections and observations made during recurring tasks, facilities staff create a priority ranking system for outstanding discrepancies with the following categories:

- **Emergency.** An Emergency is an incident occurring on any asset that:

- Threatens imminent risk of serious or life threatening injury to persons; or
- Presents a high risk of extensive damage to property and/or the environment.
- **Priority 1.** Where there is substantial damage or defect or imminent threat of substantial damage to an asset that makes it unfit for use, habitation, causing severe business impact, or is in serious breach of a legal obligation.
- **Priority 2.** Where there are defects that may cause either serious discomfort or lead to significant damage to Ecology facilities.
- **Priority 3.** Where there are defects on any asset, where the damage or impact on operational function is low, or where assets that are no longer required, but due to operational practices still require maintenance.

Ecology currently tracks this prioritization using an excel spreadsheet which allows facilities staff to monitor progress of proposed projects. Moving forward, the facilities staff is working to integrate a “computer aided facilities maintenance” (CAFM) system to further increase the tracking and management of maintenance discrepancies. This will also allow facilities staff to manage statewide agency space use more efficiently.

Administrative and facilities management staff meet monthly to identify new projects, report on the status of current projects, and set priorities. The team updates the Preservation Plan to reflect any new information or changing priorities.

Ecology’s operating budget requests identify funding levels needed to reduce, or eliminate, maintenance backlog and perform preventative maintenance that will avoid creating a larger backlog of deferred maintenance items. Ecology’s capital budget requests include projects to address specific facility deficiencies that contribute to Ecology’s deferred maintenance backlog.

### **Facility Assessments**

Ecology conducts comprehensive maintenance using funds from its operating budget. This budget allows Ecology to provide safe, efficient, and well-maintained facilities for Ecology staff and the public. The Facilities Operations Section conducted a comprehensive evaluation of both owned and leased agency properties in 2021-23. The evaluation identified and recommended maintenance, repairs, renovations, and replacements of equipment and systems at these properties over the next 10 years. These investments will protect Ecology’s owned properties from escalating costs and improve the safety and efficiency of the buildings.

Ecology owns, maintains, and operates three separate facilities: Lacey Headquarters (built in 1993), Spokane Eastern Regional Office (built in 1975), and the Padilla Bay Reserve Campus. Each of these facilities are well cared for and are generally in good condition. As the buildings age however, regular maintenance and potentially significant capital repairs will be required to preserve each facility’s condition and ensure building operations are safe and efficient. Zosel Dam, located in Okanogan County, is also owned and operated by Ecology under the authority of RCW 43.21A.450. Ecology is legally

responsible for the operation and maintenance of this facility, as governed by United States federal law, Washington state law, and the 1909 Boundary Waters Treaty (Canada-United States of America).

The following descriptions provide a brief overview of Ecology-owned properties and facilities.

- **Lacey Headquarters (HQ)**

The Headquarters Facility is approaching 30 years old—constructed in 1993—and is generally in good condition. Thorough maintenance practices have extended the service life expectancy on multiple building systems including HVAC, plumbing, electrical, emergency generators, and fire protection systems. However, at 30 years old, these, and other building systems, will require significant repairs and/or replacement soon.

- **Spokane Eastern Regional Office (ERO)**

Ecology's ERO facility in Spokane—constructed in 1975 —has housed Ecology since the early 1980s. Ecology has maintained the facility well, but as the building continues to age, regular maintenance and potentially significant capital repairs will be required to preserve the facility's condition and ensure building operations are safe and efficient.

- **Padilla Bay Reserve**

The Padilla Bay National Estuarine Research Reserve (Padilla Bay NERR) is located 60 miles north of Seattle between Mount Vernon and Anacortes. This is a research-oriented facility with a limited amount of office space, comprised of several buildings and located on 64 acres. Buildings include: an office and meeting facility; an interpretive center; a historical farmhouse; a scientific research laboratory; a restored barn used as a storage and maintenance facility; a bunkhouse to accommodate research scientists, volunteers, and meeting participants; and a boat and equipment building. Ecology is planning to restore and update the operating system for an elevator at the site (see detail below) as well as continue normal maintenance to keep the facility in good condition. Ecology anticipates completing the following minor works projects:

- Replace ageing heat pumps across the site.
- Repairs/refurbishment to observation deck.
- Repairs/renovation to carpark (including line painting).

- **Zosel Dam & Control Facility**

The Zosel Dam & Control Facility is a critical piece of state infrastructure owned and operated by Ecology under the authority of RCW 43.21A.450. Routine maintenance and other projects are required to preserve the condition of this asset and ensure continued operation. Ecology conducts some operation and maintenance activities through agreements with local public entities like the Okanogan-Tonasket Irrigation District. In 2017, Ecology completed maintenance and upgrades on electrical equipment in the control facility. Based on a contracted engineering assessment completed in December 2020, Ecology's 2023-25 capital budget request will support several projects at the facility, including the immediate repair of electrical and gate systems to

eliminate deficiencies in the structure. These investments will help ensure the dam is functioning properly to better protect public safety at the dam site and downstream.

**Ecology's 2023-25 biennium facility-related capital budget requests and current conditions of Ecology-owned facilities are summarized below**

**Elevator Restorations and Zosel Dam Repair and Maintenance**

- **Lacey HQ Elevators - Restoration and Operating System Upgrade of Three Traction and Four Hydraulic Elevators (\$3,427,419)**

The primary set of three traction elevators located on the east side of Ecology's Lacey HQ are in need of restoration. These elevators are the principal bank of passenger elevators used when staff enter and exit the building. They are critical to efficient operations, as well as during emergencies, since these are the only elevators supported by emergency generator power. Ecology needs to upgrade the power and solid-state control system for these elevators. The upgrades will replace outdated power and control components, be more energy efficient, and reduce potential liability to Ecology. In addition, Ecology's Lacey HQ has four hydraulic elevators that are due for upgrades and restoration. These passenger and freight elevators are critical to the movement of staff, visitors, and freight in the facility. As with the traction elevators, these cars are becoming obsolete, parts are becoming difficult to source, and maintenance and repair costs continue to escalate.

- **Spokane Eastern Regional Office (ERO) Elevators – Restoration and Operating System Upgrade of Two Hydraulic Elevators (\$557,054)**

The current ERO elevator operating system is approximately 20 years old, requiring frequent service due to system age and component failure. Similar to Lacey HQ, system components are becoming obsolete and replacement parts are difficult to source. Elevator outages can last for weeks at a time, depending upon the availability of replacement components.

- **Padilla Bay Reserve – Restoration and Operating System Upgrade of One Hydraulic Elevator (\$278,527)**

The one hydraulic elevator at the Padilla Bay Reserve is approximately 18 years old. While not currently experiencing chronic outages of service, this project will replace the dated operating system. Unlike either the Lacey HQ or the Spokane ERO, where both properties have multiple elevators on site, the Padilla Bay Reserve relies on a single elevator. If this elevator is out of service, the upper floor office area and meeting spaces will not be ADA accessible.

- **Zosel Dam & Control Facility—Facility Modernization (\$5,549,000)**

The dam is a critical piece of state infrastructure owned and operated by Ecology under the authority of RCW 43.21A.450. Ecology is requesting funding to conduct a series of repair projects at the dam to ensure proper operation and long-term protection of this asset. Based on a contracted engineering assessment completed in December 2020, Ecology's capital budget

request will support several projects at the facility, including the immediate repair of electrical and gate systems to eliminate deficiencies in the structure.

**2023-25 Maintenance Backlog Reduction Plan Projects include the following:**

- **Lacey HQ Parking Garage Preservation (\$3,805,000)**

The parking garage has undergone regular maintenance and minor repairs since its construction in 1993. This project is required to preserve the condition of the parking garage and ensure that it can safely accommodate parking for employee and agency fleet vehicles. Deteriorated surfaces regularly drop pieces of concrete on vehicles and parking surfaces, and substantial leakage through upper levels to lower levels is causing cracking of structural members and corrosion of structural elements. Exposed wire mesh on driving and parking surfaces puts agency and employee vehicles at risk of damage. If the garage becomes structurally unsound, Ecology would have to find parking for about 500 vehicles.

- **Lacey HQ, ERO and Padilla Bay Elevator Modernization (\$4,263,000)**

Ecology has consolidated the elevator modernization work for the Lacey HQ, Spokane ERO, and Padilla Bay into a single (\$4,263,000) capital budget request scheduled to complete during 2023-25. This work will update three traction and four hydraulic elevators at Lacey HQ, two hydraulic elevators at ERO, and one hydraulic elevator at Padilla Bay.

- **Spokane ERO Main Electrical Switchgear Replacement (\$663,000)**

The facility's 47-year-old main electrical service equipment is chronically failing. One to two of the main service breakers within the service equipment have been failing each year and are no longer manufactured. Ecology is only able to source used replacement breakers through eBay and one used equipment reseller. The reliability of these used breakers are a major concern, as is the availability of specific amperage breakers required for the system, together with excessive costs. The current main service equipment also does not meet current National Electrical Code (NEC) requirements for Arc Flash Protection, making general maintenance of this system extremely dangerous for service personnel.

- **Zosel Dam & Control Facility Gate and Lift Systems Replacements (\$5,549,000)**

Based on a 2020 Engineering Assessment for the structure, the following identified repair and maintenance projects for Zosel Dam are included in Ecology's capital budget request:

- Gates, Hoists & Control Systems – Install new drum hoisting system, gate controls, electrical systems, video surveillance, and refurbish spillway gates. Certify operation and installation.
- Professional Services & Contingency – Includes engineering services to conduct installation and a contingency for unexpected issues with design and/or installation.
- Training, Lighting, Generator & Fall Hazards – Update lighting systems, eliminate fall hazards at facility, replace the generator and provide updated operations and maintenance manuals for the newly renovated facility components.

- **Miscellaneous Projects**

In addition, Ecology is planning to complete the following projects in 2023-25. Note: Due to the impact of COVID-19 and the uncertainties of construction timelines, Ecology may delay some of these projects if necessary.

- HQ – Fire Alarm System Analog to Digital Conversion
- HQ—Upgrade Service Areas in Open Office Bays
- HQ—Atrium Preservation, Painting and Finishes
- ERO – Enhanced Energy Savings Study—Boiler / Heat-Pump Evaluation

### **Facility Preservation Plan**

Ecology has identified the following projects are required to maintain safe work environments and preserve state assets. Deferring these projects may result in risks to employee safety, property devaluation, and potential liability:

**Table 1. Ecology’s Facility Preservation Plan**  
Facilities Restoration and Preservation Projects by Biennia

<b>2023-25 Biennium</b>				
<b>Facility</b>	<b>Project</b>	<b>Estimated Cost</b>	<b>Fund Source</b>	<b>Priority</b>
Lacey HQ	Parking Garage Restoration	\$3,805,000	Operating-COP	1
	Elevator Operating System Replacement	\$3,427,419	Capital	1
	Fire Alarm System Analog to Digital Conversion	\$500,000	Operating	2
	Upgrade Service Areas in Open Office Bays	\$600,000	Operating	3
	Atrium Preservation, Painting and Finishes	\$800,000	Operating	3
ERO	Facility Electrical Switchgear Replacement	\$663,000	Capital	1
	Elevator Operating System Replacement	\$557,054	Capital	1
	Enhanced Energy Savings Study—Boiler / Heat-Pump Evaluation	\$75,000	Operating	2
Padilla Bay	Elevator upgrades/renovation	\$278,527	Capital	1
Zosel Dam	Control Facility Gate and Lift Systems Replacements	\$5,549,000	Capital	1
<b>2025-27 Biennium</b>				
<b>Facility</b>	<b>Project</b>	<b>Estimated Cost</b>	<b>Fund Source</b>	<b>Priority</b>
Lacey HQ	Primary Service Transformer Replacement	\$800,000	Capital	1
Lacey HQ	Remove Lighting & HVAC Systems from Card Key System Interface. Adapt Lighting & HVAC Systems to Infrared Sensors with Operations by Established Area Zones.	\$500,000	Operating	1
Lacey HQ	HQ Annex Programming and Project Development	\$500,000	Operating	2
Lacey HQ	Replace floor coverings	\$3,000,000	TBD	2
ERO	Analysis and Installation of Emergency Power Generator for ERO Office & Annex Facilities	\$1,500,000	TBD	2
Statewide	EV Charging Stations	TBD	TBD	TBD
<b>2027-29 Biennium</b>				
<b>Facility</b>	<b>Project</b>	<b>Estimated Cost</b>	<b>Fund Source</b>	<b>Priority</b>
Lacey HQ	Construct new HQ Annex Facility	TBD	Capital	1



---

The plan reflects current priorities. These may change as Ecology identifies new projects or changes priorities of existing projects.

\*\*\* *This page intentionally blank.* \*\*\*

**Department of Ecology  
2023-2033 Capital Budget**

**Table of Contents**

<b>Tab B</b>	<b>Preservation Projects .....</b>	<b>67</b>
1.	40000605 2023-25 Zosel Dam Preservation .....	69
2.	40000570 Elevator Restorations at Ecology Facilities .....	183
3.	40000193 Zosel Dam Preservation.....	203
4.	30000282 Padilla Bay Federal Capital Projects .....	205

\*\*\* *This page intentionally blank.* \*\*\*

# 461 - Department of Ecology Capital Project Request

2023-25 Biennium

\*

Version: BI Biennial 2023-25 Initial

Report Number: CBS002

Date Run: 9/12/2022 3:47PM

Project Number: 40000605

Project Title: 2023-25 Zosel Dam Preservation

## Description

Starting Fiscal Year: 2024

Project Class: Preservation

Agency Priority: 18

### Project Summary

Zosel Dam is a critical piece of state infrastructure owned and operated by Ecology under the authority of RCW 43.21A.450. Ecology is requesting funding to conduct a series of repair projects at the dam to ensure proper operation and long-term protection of this asset. Based on a contracted engineering assessment completed in December 2020, this request will support several projects at the facility, including the immediate repair of electrical and gate systems to eliminate deficiencies in the structure. These investments will help ensure the dam is functioning properly to better protect public safety at the dam site and downstream. (State Building Construction Account)

### Project Description

#### What is the proposed project?

Ecology is requesting \$5,549,000 for needed repair of Zosel Dam in Okanogan County in order to ensure proper operation and long-term care and protection of this state-owned asset. Zosel dam was completed in 1987 for the primary purpose of maintaining lake levels as well as providing recreational opportunity and irrigation water on both the Canadian and United States sides of the border. In 2020, Ecology's Water Resources Program contracted for an engineering assessment (attached) to:

- Make recommendations for repair or maintenance of steel sheet piling and concrete based on physical inspections above and below the water.
- Survey to establish monuments on the control structure and weir for future monitoring of movement or settlement.
- Study the spillway gates and operating system in order to recommend an alternative to improve maintenance, operability, and reliability.
- Assess the original stability analysis and calculations to determine if an update is needed based on current static and seismic loading conditions.
- Assess the control room equipment, study modernizing or upgrading the controls including possible remote control of the spillway gates, and study alternatives to access the control room during flooding above the deck elevation.
- Study electrical systems to recommend any needed upgrades, replacements or refurbishments.
- Determine if armoring the east abutment is warranted based on impacts from flood flows.
- Recommend general maintenance and repairs based on observations made during inspection.
- Review and assess Operation and Maintenance manuals.
- Provide a prioritized list of maintenance, repair, improvements and preservation activities, schedules and cost estimates.

Based on the completed assessment, the following identified repair and maintenance projects for Zosel Dam are included in this request:

- 1. Gates, Hoists & Control Systems – Install new drum hoisting system, gate controls, electrical systems, video

# 461 - Department of Ecology Capital Project Request

2023-25 Biennium

\*

Version: BI Biennial 2023-25 Initial

Report Number: CBS002

Date Run: 9/12/2022 3:47PM

Project Number: 40000605

Project Title: 2023-25 Zosel Dam Preservation

## Description

surveillance, and refurbish spillway gates. Certify operation and installation.

- 2. Professional Services & Contingency – Includes engineering services to conduct installation and a contingency for unexpected issues with design and/or installation.

- 3. Training, Lighting, Generator & Fall Hazards – Update lighting systems, eliminate fall hazards at facility, replace the generator and provide updated operations and maintenance manuals (including training) for the newly renovated facility components.

The budget for this project was developed based on the attached Capital Plan (C-100), attached engineering assessment and budget estimate, dated December 22, 2020, and associated FTE costs to provide project oversight and management, technical assistance, and stakeholder coordination for the project. Costs include the required consultant, project management, and contingency funds calculated as part of the C-100 form.

### What opportunity or problem is driving this request?

Ecology is responsible for the operation of the facility to manage lake levels in conformance with International agreements. Should the facility not be able to operate at expected standards, lake levels could drop or fluctuate outside agreed orders of operation set by the International Joint Commission (IJC) that governs the operation of the facility. The long-term costs to deferring maintenance are usually much greater than implementing a regular and consistent O & M plan.

During prior flood events (2011, 2016, 2017, and 2018), damage to the dam control structure and log boom has occurred including misalignment of the screw mechanism in the gates, gear housing damage, and electrical box control system flooding. Due to the age of the structure, the availability of spare parts is limited, which inhibits the ability to make timely repairs when something goes wrong. Ecology has experienced such events the past few biennia when emergency repairs were performed on the dam gates and log boom.

Ecology has no base funding dedicated to this facility. Ecology funds emergency repairs through emergency funding requests to the Governor (log boom in 2011) and through diverting limited program contingency funds from vacancy savings or putting off other core water resources work. Ecology requires funding to operate and maintain the Zosel Dam facility.

### What are the specific benefits of this project?

This request will implement needed repair and maintenance activities at the facility to ensure proper operation and long-term care and protection of this state-owned asset. Repairs and maintenance are required to keep the facility functioning effectively to manage lake levels in accordance with the international agreement. A properly maintained and functioning facility will help prevent damage to both the facility and landowners that own and operate structures on the lake.

This request will also provide economic benefits to the state by creating up to 16 jobs during the next two years based on Office of Financial Management estimates.

### What are the effects of non-funding?

Zosel Dam is owned and operated by the Washington State Department of Ecology under the authority of RCW 43.21A.450. Ecology is legally responsible for the operation and maintenance of this agreement as governed by United States federal law, Washington state law, and the 1909 Boundary Waters Treaty (Canada-United States of America).

Ecology is responsible for the operation of the facility to manage lake levels in conformance with International agreements.

# 461 - Department of Ecology Capital Project Request

2023-25 Biennium

\*

Version: BI Biennial 2023-25 Initial

Report Number: CBS002

Date Run: 9/12/2022 3:47PM

Project Number: 4000605

Project Title: 2023-25 Zosel Dam Preservation

## Description

Should the facility not be able to operate at expected standards, lake levels could drop or fluctuate outside agreed orders of operation set by the IJC. Lake levels that do not conform to operational orders would cause property damage to homes, docks, watercraft, etc. The long-term costs to deferring maintenance are usually much greater than implementing a regular and consistent O & M plan. Ecology has experienced such events the past few biennia when emergency repairs were performed on the dam gates and log boom.

### Why is this the best option or alternative?

Ecology owns this facility and is required to maintain operational effectiveness under International Agreement with Canada. Allowing the facility to fall into disrepair would impact both operations at maintaining lake levels and would potentially influence downstream water management.

### How will clients be affected and services change if this project is funded?

This project will maintain existing operations of the facility and allow Ecology to meet ongoing International Agreements with Canada. Ecology will continue professional and positive relationships with our Canadian partners in the management of Lake Osoyoos and overall Columbia Basin water supply.

### How is the request impacting equity in the state?

While this funding would not contribute to direct, strategic measures to reduce disparities, supporting this work would indirectly benefit people and communities who may rely economically and recreationally on the managed water resources from Osoyoos Lake. The lake hosts summer homes and recreational activities, and supplies irrigation water on both sides of the United States and Canadian border.

### What is the agency's proposed funding strategy for the project?

Ecology requests appropriation from the State Building Construction Account to support the needed repairs and upgrades of Zosel Dam.

### Are FTEs required to support this project?

This project requires a total of 0.23 FTE to provide project oversight and management, technical assistance, and stakeholder coordination to individual components of preservation projects, coordination with the IJC, and cooperation and communication with Canadian water managers.

### How does the project support the agency and statewide results?

This request supports Ecology's strategic priority Goal 1: Support and engage our communities, customers, and employees by ensuring that Ecology is able to run the facility that it is legally responsible for the operation and maintenance of this agreement as governed by United States federal law, Washington state law, and the 1909 Boundary Waters Treaty (Canada-United States of America).

This request supports the Governor's priorities Goal 5: Efficient, Effective, and Accountable Government by ensuring that all legal agreements to operate and maintain Zosel Dam are implemented in a timely and efficient manner in accordance with United States federal law, Washington state law, and the 1909 Boundary Waters Treaty (Canada-United States of America).

This request will also strengthen long-term strategic relationships with agriculture, industrial, municipal, and tribal

461 - Department of Ecology  
 Capital Project Request

2023-25 Biennium

\*

Version: BI Biennial 2023-25 Initial

Report Number: CBS002

Date Run: 9/12/2022 3:47PM

Project Number: 40000605

Project Title: 2023-25 Zosel Dam Preservation

**Description**

communities in Eastern Washington and internationally by maintaining and operating Zosel Dam to agreed-upon parameters so that lake levels are maintained and negative impacts avoided.

**How will the other state programs or units of government be affected if this project is funded?**

Other state programs will not be directly impacted. The portfolio of stakeholders with interests in preserving and properly operating the dam includes the Canadian Government, local landowners with property on or near the lake and the local irrigation district. Funding the project will help ensure proper operation of the facility, prevent damage to landowner properties, and maintain international relationships.

**Proviso**

None

**Location**

City: Oroville

County: Okanogan

Legislative District: 007

**Project Type**

Infrastructure (Major Projects)

**Growth Management impacts**

None

**Funding**

Acct Code	Account Title	Estimated Total	Expenditures		2023-25 Fiscal Period	
			Prior Biennium	Current Biennium	Reappropriations	New Appropriations
057-1	State Bldg Constr-State	5,549,000				5,549,000
	<b>Total</b>	<b>5,549,000</b>	<b>0</b>	<b>0</b>	<b>0</b>	<b>5,549,000</b>
<b>Future Fiscal Periods</b>						
		<u>2025-27</u>	<u>2027-29</u>	<u>2029-31</u>	<u>2031-33</u>	
057-1	State Bldg Constr-State					
	<b>Total</b>	<b>0</b>	<b>0</b>	<b>0</b>	<b>0</b>	

**Operating Impacts**

No Operating Impact





December 22, 2020

Mr. Eric Lester, Project Manager  
Washington State Department of Enterprise Services  
PO Box 41401  
Olympia, WA 98504-1401

SUBJECT: Zosel Dam – Engineering Assessment -FINAL

Dear Mr. Lester:

This letter presents EES Consulting's (EES) findings, recommendations, and conclusions of our engineering assessment of Zosel Dam.

### **Introduction**

The team of EES, McMillen Jacobs Associates (MJA) and Knight Const. & Supply, Inc. (Knight) was authorized to perform the engineering assessment of Zosel Dam by Washington Department of Ecology's (Ecology) Consultant Services Agreement No. 2020-591 A(1).

The detailed description of the tasks in the scope of work is given in EES' proposal addressed to Mr. Eric Lester, P.E., and dated June 10, 2020. The main elements of the scope of this assessment are as follows:

- Make recommendations for repair or maintenance of steel sheet piling and concrete based on physical inspections above and below the water (Tasks 3 and 10).
- Survey to establish monuments on the control structure and weir for future monitoring of movement or settlement (Task 4).
- Study the spillway gates and operating system in order to recommend an alternative to improve maintenance, operability and reliability (Task 5).
- Assess the original stability analysis and calculations to determine if an update is needed based on current static and seismic loading conditions (Task 6).
- Assess the control room equipment, study modernizing or upgrading the controls including possible remote control of the spillway gates, and study alternatives to access the control room during flooding above the deck elevation (Task 7).

---

570 Kirkland Way ■ Suite 100 ■ Kirkland, WA 98033  
425-889-2700 ■ Fax 866-611-3791 ■ [www.eesconsulting.com](http://www.eesconsulting.com)

Marietta, GA; Austin, TX; Auburn, AL; Manchester, NH; Madison, WI; Orlando, FL; Augusta, ME; Seattle, WA and Portland, OR

- Study electrical systems to recommend any needed upgrades, replacements of refurbishments (Task 8).
- Determine if armoring the east abutment is warranted based on impacts from flood flows (Task 9).
- Recommend general maintenance and repairs based on observations made during inspection (Task 11).
- Review and assess Operation and Maintenance manuals (Task 12).
- Provide a prioritized list of maintenance, repair, improvements and preservation activities, schedules and cost estimates (Task 13).

### **Work Performed**

Existing information and data about Zosel Dam were received from Ecology and reviewed by the assessment team. Among the information provided were construction drawings, calculations by the original designer (Acres International), design criteria, and O&M manuals and instructions.

EES prepared a Request for Proposals (RFP) for control and field surveying services (Task 4). The purpose for the surveying work was to establish monuments on the control structure and weir to monitor movement or settlement. The RFP was sent to Ecology for review and comment, and subsequently it was sent to three qualified professional surveyors. Only one proposal was received which was from James A. Sewell & Associates (Sewell). EES prepared a sub-contract agreement for Sewell. However, before the agreement was executed, Ecology determined there were no easements in place to set a benchmark on the east and west abutment. The benchmarks were to be used as controlled points of reference off the dam structures to monitor the monuments on the structures. Therefore, the field surveying and establish monuments and benchmarks was not performed and was deleted from the scope of work (Amendment 1).

On August 25, 2020, Scott Mahnken of EES went to Zosel Dam to observe the underwater inspection which was performed by Associated Underwater Services (AUS). Ecology contracted directly with AUS to perform the inspection. Mr. Mahnken also observed the condition of the above water surfaces of the sheet piling and concrete.

On August 26, 2020, Scott Mahnken, Seung Kim (EES), Donald Jarrett (MJA), David Knight and Robert Prouty (Knight) inspected the dam, spillway gates, and electrical systems. The team was accompanied by Derek Mendoza, the Zosel Dam operator and employed by Oroville-Tonasket Irrigation District (OTID). Mr. Eric Lester, Project Manager with Washington State Department of Enterprise Services was briefly present during the inspection. At the time of the inspection, the

spillway gate in Bay 3 was inoperable and stuck open approximately 12 inches above the spillway crest. David Knight used the hydraulic controls and was able to work the gate free.

Following the field inspections, assessments were made, alternatives for improvements were studied, costs estimated, and results were compiled into this report.

## **Assessments**

### **Sheet Piling and Concrete Surfaces (Tasks 3 & 10)**

The evaluation and assessment of steel sheet pile installed at Zosel Dam is based on Technical Report REMR-OM-9 Maintenance and Repair of Steel Sheet Pile Structures, December 1990, prepared for the U.S. Army Corps of Engineers. This report developed a rating system that uniformly and consistently describes the current condition of steel sheet pile structures. Information from the inspection is used to calculate a condition index which is a numerical measure of the current state of the structure and ranges from 0 to 100. The initial condition index of a properly designed and constructed structure is 100. The condition index degrades over time as various distresses occur. The distresses identified to evaluate the condition index are those that can detract from the safety and serviceability of the steel sheet piling: misalignment; corrosion; settlement; cavities; interlock separation; holes; dents and; cracks. These distresses are more fully described in Table 4 of the REMR report.

The condition index is defined as the minimum of either the structural condition index or the functional condition index. The structural condition index is based on structural analysis of the sheet pile structure. If the factor of safety is equal to the design value, the condition index is 100. The only distress included in the calculated structural condition is scour which is erosion of soil at the toe of the wall caused by water current.

The condition index for the steel sheet piling at Zosel Dam is equal to the functional condition index. The structural index is judged to be 100. The dive inspection revealed no indication of scour which can lower the factor of safety by reducing passive soil resistance along the toe of the structure.

Inspection of the sheet piling and concrete, above and below water, occurred on August 25, 2010. The level of the head pond was ~El. 911.0 and the tailwater level was ~El 907.5 during the inspection. The inspection of the sheet piling looked for the eight types of distresses listed above plus scour at the toe of the walls. The diver also probed the depth of sediment and looked for accumulation of debris. The dive inspection was recorded with a video camera. At the time of the inspection there was a dense growth of lily pads along the east bank and both sides of most of the weir length. At times, the video recording was murky because the diver stirred up sediment and organic material. The depth of water upstream of the weir was approximately 7 feet and that on the downstream side was 4 feet.

The most evident defect or distress of the sheet piling at Zosel Dam is localized failure of the coating system. Coating failures were observed above and below the water. The type of failure is predominately minor cracking which is often observed in a thick coating system. The cracking may be a stress-related failure attributed to surface movement from expansion and contraction. Aging, absorption and desorption of moisture and flexibility are factors which can cause cracking.

The REMR report describes levels of corrosion but does not address coating systems. All of the sheet piling used for Zosel Dam was coated with a light green paint. The coating system appears to be thick and is estimated to be 10 mils to 20 mils. The majority (95%) of the coating system surface is in "like new" condition. The areas of failure are conservatively estimated to be 5% of the total surface area of the sheet piling. The steel, where the coating has failed, exhibits only minor surface scale (rust) but no pitting or reduction in thickness. The diver noted that the steel surfaces were smooth in areas where the coating was missing. There is no rust staining or bleeding in the areas of the cracks which suggests the level of corrosion is minor. Table 6 in the REMR report describes six levels of corrosion. Level 0 is new condition. Level 1 is minor surface scale or widely scattered small pits. None of the steel sheet piling at Zosel Dam is beyond Level 1 on a scale of 0 to 5.

The inspection of concrete surfaces looked for signs of cracks, deterioration, spalling, exposed rebar, erosion, movement or settlement and misalignment at joints. No rating system was used to assess the condition of concrete surfaces. The assessment is subjective and based on engineering judgement.

The dive inspection began on the east bank upstream wall, and then proceeded along the upstream side of the weir moving west to the control structure. At the control structure, the diver moved to the downstream side and inspected the sheet piling along the east wall of the control structure. The diver then proceeded along the downstream side of the weir moving east and then completed the inspection of the east bank downstream wall. The dive team moved their gear to the west side of the control structure to continue their inspection. Here the diver began on the upstream side with inspection of the west bank sheet pile wall. The diver continued to the spillway bays to inspect the concrete surfaces of the apron and walls of the piers. The diver was unable to inspect Bay 3 because the spillway gate could not be lowered and closed. After completing the upstream side, the diver moved to the downstream side and inspected the concrete surfaces of the spillway bays (except for Bay 3) and then moved to complete the inspection of the east bank sheet pile wall.

Following is a description and assessment of the sheet piling and concrete surfaces in the same order as the dive inspection:

The sheet piling installed on the east bank is a cantilevered wall. This wall extends 100 feet upstream from the weir. The piling was driven approximately 40 feet deep below the soil profile

to elevation 872. The top of the wall is capped with a 20"x20" concrete beam having a top surface at El. 913. Only the cap beam was visible above the water line on the upstream side. There were no signs of any type of distress and the concrete is in excellent condition. The diver from AUS noted approximately 15 inches of sediment in the corner where the wall intersects the weir. No signs of scour were evident. No signs of distress of the sheet piling were observed other than small areas of coating system failure.

The upstream east bank wall is deemed to have a corrosion level of 1 over the entire length. Therefore, the condition index of this wall is 80 ( $CI = 100 (0.4)^{X/4}$ , where X= corrosion level). On the condition index scale, a value of 70-84 is described as very good – only minor deterioration or defects evident.

The sheet piling for the upstream side of the weir extends ~200 feet between the east bank and the control structure. This sheet piling is cantilevered. The diver noted that the depth of sediment decreased to practically zero in the middle of the wall and closer to the control structure. The diver also noted the surfaces of the sheet piling below the water were covered with a thin layer of algae. No distresses other than small areas of coating system failure were observed in the sheet piling. Several holes near the top of the sheet piling were observed. These holes were fabricated and were not caused by corrosion and therefore are not considered a defect or distress. The holes are ~3/4-inch diameter. Similar holes can be seen on the downstream sheet pile wall of the weir. The holes were apparently used to pick up and set the individual segments of sheet piling. Drawings of the weir show granular material was used for fill between the two rows of sheet piling. The water that emerges from the holes in downstream wall flows through the granular material. The holes are similar to weep holes and relieve hydrostatic pressure. The largest weep discharges ~3 gpm.

The upstream sheet pile wall of the weir has a corrosion level of 1 over its entire length. This translates to a condition index of 80, and the condition of the wall is considered very good.

The concrete surface of the overflow weir is in excellent condition. The concrete is sound, has no obvious defects or cracks, and exhibits no signs of distress or deterioration.


The sheet piling along the east side of the control structure on the downstream side of the weir is cantilevered. Approximately the upper 4 feet is visible above the water. The coating system failed at three or four small areas above the water line. Beneath the water, the diver noted minor coating loss. No other distresses along this wall were observed.

This section of sheet pile wall has a corrosion level of 1 over its entire length. This translates to a condition index of 80, and the condition of the wall is considered very good.

The east side of the concrete wall located on the east side of the control structure was observed to be in very good condition. There no apparent cracks or signs of distress or deterioration.

The downstream sheet pile wall of the weir is cantilevered and is similar to the wall on the upstream side. As discussed above, there are six fabricated holes near the top of some pile segments located in the central portion of the wall. These are not considered defects. No defects or distresses were observed above or below water with the exception of small areas of coating system failures. The wall is deemed to have a corrosion level of 1 and a condition index of 80. The wall is considered to be in very good condition.

Approximately the upper 4 feet of sheet piling was visible above the water on the east bank, downstream side. This wall is slightly curved (210 feet radius). The concrete cap beam was in excellent condition. The only distress noted along this wall above and below the water was localized failure of the coating system as can be seen in Figure 1.



**Figure 1 – Showing Failure of Coating System on East Bank Downstream Wall**

This wall is deemed to have a corrosion level of 1 and a condition index of 80. The wall is considered to be in very good condition.

The wall on the west bank upstream side is an anchored wall. The wall consists of two rows of sheet piling reinforced with walers connected by tie rods or anchors. The anchor bolts and bearing plates look brand new. The wall is capped with a concrete beam. The concrete is in excellent shape. The above and below water inspection observed only small areas of coating system failures. No other distresses were evident. This wall has a corrosion level of 1, condition index of 80 and is in very good condition.

The upstream and downstream concrete surfaces of the spillway bays (except Bay 3) were inspected for defects but none were found. The diver systematically swam back and forth over the apron to inspect the concrete. The inspection included the pier side walls and noses. The pier noses are armored with a 3/8" steel liner. The diver stated the condition of the concrete was the best he had ever seen at a dam. The condition of the concrete is excellent, and no repairs are needed.

The inspection included a short length of cantilevered sheet piling located between the fish ladder entrance and west bank and concluded with the west bank anchored wall (~320 feet long) on the downstream side of the control structure. Both of these walls are in very good condition. The only defect noted was small areas of coating failures. The concrete cap beam is in excellent condition.

The current state of the sheet piling walls is in very good condition. There are no observable safety or serviceability concerns. The structures are performing as designed. The only defect observed is failure of the coating system with very minor corrosion. There is no practical solution to repairing the coating system in the wet environment and therefore we have no recommendations for repair.

The overall condition of the concrete of the control structure is very good to excellent with a few exceptions. There is a bit of crazing in what appears to be a concrete patch located adjacent to two of the upstream superstructure column footings. Crazing can be caused by improper cure and rapid drying of the concrete surface. The condition of this concrete area is considered good because function is not impaired. No repairs are recommended.

There is a minor amount of spalling at a small area located in the far northeast corner of the deck. The cause of this defect is not known and is odd because the majority of the concrete is in such excellent condition. This condition is rated good because the function is not impaired. No repairs are recommended.

The west face of the east wall of the control structure exhibits diagonal cracking. One crack extends about 4 feet from the upstream free edge toward the center of the wall Figure 2. The other crack is similar but extends from the downstream free edge toward the center of the wall Figure 3. Both cracks are slightly wider than a hairline crack and the depth appears to be only a few inches. The cracks do not extend through the wall. The cause of these cracks is unknown but appears to be the result of stress. The wall supports the main beams for the superstructure and runway beams for the stoplog hoists. It is possible that thermal expansion and contraction of these beams has caused the wall to flex. It should be noted that the opposite wall on the west side shows no cracking or signs of distress.



**Figure 2 – Showing Crack in East Wall Upstream End**



**Figure 3 – Showing Crack in East Wall Downstream End**

The function of the east wall is not impaired and therefore is considered to be in good condition. We recommend photo monitoring the cracks which involves taking a picture of the cracks every six months, preferably in summer and winter, to detect any changes over time. Additionally, a concrete crack gage can be installed to monitor changes in the widths of the cracks. Alternatively, or if the cracks worsen, they can be repaired using an epoxy injection method.

### **Spillway Gates and Operating System (Task 5)**

#### **Background Information**

There are four spillway gates which are used at the dam to control the upstream Osoyoos Lake water surface elevation. Each spillway gate is approximately 25 feet long and 8 feet tall. These gates are a vertical lift roller gate that raises using two 3.5" diameter ACME screw stems. Each stem is located 10.5 feet from the center of the gate and is hoisted by a hydraulically powered bronze gear actuator. Each gate can travel 13.5 feet from fully closed to fully open. Each gate has



a total of four wheels. Gate #1 can be heated electrically deicing in the winter. See Osoyoos Lake Control Structure design drawings by Acres International for details of the Project.

The Project was constructed in 1986 in accordance with International Joint Commission (Commission) Order of Approval dated December 9, 1982. This is under the Boundary Waters Treaty Agreement of 1909. Under the Order of Approval, the Commission required that the spillway gates have the capacity to discharge at least 2500 cfs when the elevation of Osoyoos Lake is at 913 feet elevation and there is no appreciable backwater effect from the Similkameen River.

A review of the Acres International (Zosel Dam design engineer of record for design and construction of the Project) design criteria indicates that the design of the spillway gates was based the requirements of the Order of Approval. EES has not independently verified the discharge capacity of the gates.

Operations and maintenance of the Project is covered under an Interagency Agreement (IAA) between the State of Washington, Department of Ecology (Ecology) and the Oroville Tonasket Irrigation District (OTID). Under this agreement OTID is responsible for operation of the Project. The agreement states that the Department of Ecology is responsible for all maintenance. The agreement notes that “OTID, within limitations on manpower and expertise shall provide maintenance as directed by Ecology in accordance with the operations and maintenance manual to be provided by Ecology.”

## **Documents**

The following documents were provided by Ecology and reviewed as a part of the spillway gate assessment work:

1. Interagency Agreement Between State of Washington, Department of Ecology and Oroville Tonasket Irrigation District. Amendment 1 and 2 were found on the FTP site, which extend the term of the agreement.
2. Osoyoos Lake Lift Gate Repair – Operations & Maintenance Manual (un-dated but includes test reports dated March 28, 2011). This document contains pictures of refurbishment work done in 2011, including replacement of the stem covers, disassembly of Rotork gearboxes and inspection/replacement of the operating nut.
3. Zosel Dam Operating Procedures Plan, July 1990
4. Maintenance, Operation & Inspection of Osoyoos Dam (undated)
5. Draft Zosel Dam 2014 Periodic Inspection Report (October 7, 2015) – This report references earlier periodic inspections in 1993 and 2009. These periodic inspections are dam safety reviews. The 2014 report does not indicate problems with spillway gate operation. The 2014 report does request the O&M manual be updated.

6. Final Zosel Dam 2009 Periodic Inspection Report (February 2011) - This report states that the spillway gates were not test operated during the inspection, however, it states that during routine operation of gate #3 shortly after the inspection, the gate became jammed in the fully closed position. After extensive efforts to free the gate the gate was opened completely it then jammed in the fully open position. The report notes that OTID has had problems with gate #3 but generally have been able to get the gate to operate. In November 2010 a consultant blamed the mis-operation on the canvas stem cover being damaged and allowed dirt to accumulate on the stem. The repairs were completed in early 2011. The report indicates that the O&M manual is inadequate. The report concluded that a complete evaluation of the roller gate system is needed and that assurances should be provided that the gates will be operable when needed.
7. Osoyoos Lake Dam Periodic Dam Safety Inspection Report (December 1994). This report indicates that all four gates were test operated and no problems were noted.
8. Draft EES Consulting Letter Report (March 21, 2014) – This letter report documents Knight Construction repair work for the repair of gate #4. Gate #4 got jammed and would not operate when the coupler on the shaft connecting the two Rotork gearboxes failed. Knight Construction made repairs to restore the gate to operation. EES Consulting recommended an annual inspection contract to verify gate operation, perform maintenance and document maintenance performed.

No written formal documentation of actual spillway gate or hoist maintenance/repair was provided (except as described above).

### **Site Visit**

On August 26, 2020 the Assessment Team (David Knight, Don Jarrett, Scott Mahnken and Seung Kim) visited the Zosel Dam to assess the spillway gates and hoisting system. David Knight (Knight Construction) is very familiar with the Project, having performed repairs for the State at the Project several times. The Team met with Derek Mendoza (OTID) who walked the Team through the dam and spillway gates. Derek is a relatively new employee (only two plus years' service with OTID). Derek noted that he is still learning about operations and maintenance of the project. Derek receives guidance from his supervisor for operation of the gates to maintain the required Osoyoos Lake water surface elevations. It did not appear that Derek is familiar with the Operations and Maintenance Manual for the Project. We questioned Derek about maintaining a logbook documenting maintenance performed and he indicated that he is not maintaining a logbook to document maintenance being performed. Derek does maintain a written record of gate settings (see Figure 4).

OTID DAM READINGS 2019							
DATE	TIME (AM/PM)	SET	GAGES	TIDE CHANGE	TIDE ELEVATION	WAVE HEIGHT	OR. SLIDE
8-1	8:00pm	DM	22.6	cloud	11.8	6.5	
8-2	4:45	DM	19.6	cloud	11.8	6.5	
8-7	8:00pm	DM	19.6	cloud	11.8	6.5	
8-16	3:30	DM	16.8	cloud	11.8	6.5	
8-8	8:00	DM	17.2	cloud	11.8	6.5	
8-12	2:30	DM	17.2	cloud	11.8	6.5	
8-13	6:30	DM	17.2		11.8	6.5	
8-15	8:00	DM	17.2		11.8	6.5	
8-18	8:00	DM	17.2		11.8	6.5	
8-14	7:30	DM	17.2		11.8	6.5	
8-21	8:00	DM	17.2		11.8	6.5	
8-21	5:00	DM	17.2		11.8	6.5	
8-24	1:00	DM	17.2		11.8	6.5	

Rubber duck (Oliver) (250)498-3324 35.31 x chart no. + cfs

NOTE: 1) Includes flow (45 cfs) through each fish ladder  
 2) For gage height correction factor see USGS table

Figure 4 – OTID Dam Readings

Derek demonstrated the operation of the gate hoist system from the control room, moving gate #1 up and down a little. See Figure 5 for a drawing of the existing hoisting arrangement. Each gate is operated with a pair of lifting acme-screws (stems) which raises the gate (one lifting screw on each end of the gate). Each stem is lifted with a Rotork gearbox (the gearbox rotates a nut which lifts or lowers the gate). For each gate, one gear box is powered by a hydraulic motor and that gear box is connected to the other gearbox by a line shaft which has couplings and pillow block bearings. This direct connection assures that the gate is lifted evenly. The lifting equipment is at the control room elevation which is at elevation 929. See Figure 6 for photo of the lifting equipment. In addition to the visual indication of the gate opening, there is also instrumentation (string transducer) which provides an analog indication of gate percent open, as well as fully open and closed limit switches which provide indication and initiate slower travel. In 2011, Knight Construction performed repairs and modifications to the lifting equipment to replace a stem which was damaged and installed new gate position instrumentation when the old instrumentation failed.

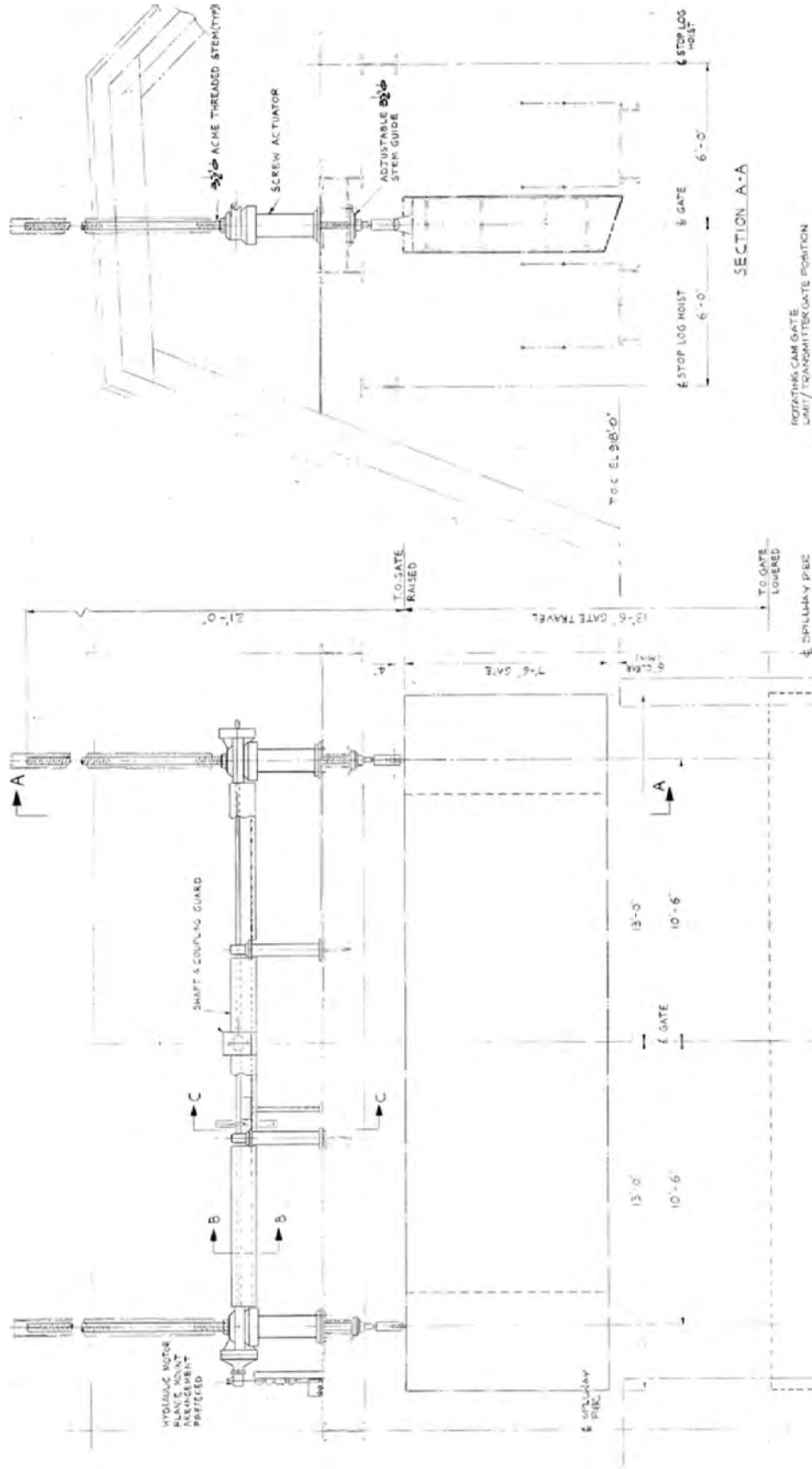


Figure 5 – Existing Hoist Arrangement



**Figure 6 – Spillway Gate Lifting Equipment**

The hydraulic motors which operate the Rotork gearboxes are powered by a hydraulic power unit (HPU). See Figure 7 for a photo of the HPU. The HPU has a tank which contains the hydraulic oil and two 15 hp, 480v motor driven pumps. These pumps can provide 2000 psi; however, the system is limited to 1000 psi. The pump motors (used to operate the Rototork gearboxes) are rated for 700 psi, a flow of 22 gpm and a speed of 480 rpm.



**Figure 7 – Hydraulic Power Unit**

Control of the gate lifting system is from the hydraulic control panel. This panel (see Figure 8) provides of control of each gate (however only two gates can be operated at a time), instrumentation for position indication and pressure gages. David Knight noted that he had performed modifications to the control panel when some of the instrumentation had failed and needed to be replaced.



Figure 8 – Hydraulic Control Panel

Derek noted that gate #3 had experienced problems with operation (gate would go down but not up), so with the assistance of Dave Knight, the gate was repeatedly raised and lowered and eventually the gate was able to be raised and lowered successfully. It was thought that the grease on the stem needs to be replaced to lower the friction in the system. During this operation we monitored the pressure and initially the pressure was very high (1000 psi), but as the gate was exercised the pressures were reduced (500 psi). Derek was asked if he has re-greased the stems, and he stated he had not. David Knight reviewed with Derek the procedure for greasing the stems and the recommended grease. Dave Knight showed Derek the instructions for this maintenance work. The IAA indicates that the stems should be greased annually but it's not clear that this is work that OTID is expected to perform.

The standby generator set was reviewed with Derek. Derek noted that the standby generator is not producing 480 v power as it should. The standby generator is needed for gate operation in case the power from Okanogan PUD is not available.

Derek then proceeded to close all gates except gate #1 and then fully raised gate #1 to allow a quick visual inspection of the gate. This gate was lifted without problem. Derek was not comfortable with installing the stop logs to allow a fully dewatered inspection. From our simple visual observations, the gate appeared to be in good condition, see Figures 9 and 10 for photos of the gate. From our observation it did not appear that all gate wheels were rotating. It is not known if the gates have ever been lifted to perform maintenance on the wheel bearings. The

gate drawings indicate that the wheel bearings can be greased from the top of the gate. It is not known if these bearings have been greased, but neither the operations and maintenance manual or the list of maintenance in the IAA makes any reference to greasing these gate wheel bearings (see Figure 8 for a clip from the Acres gate drawings). As can be seen the drawing indicates the wheels use a Lubrite sleeve bearing with a thrust washer. The drawing indicates that there is a grease line to allow lubrication of the Lubrite bearing. Without lubrication the bearing will likely have increased friction leading to problems with operating the gate. Note that the bearing shaft has an eccentric feature, which allows the wheels position to be adjusted. This adjustment is needed to adjust the squeeze on the downstream j-bulb seal.

David Knight noted that previous work performed by Knight Construction at the project had included new bellows to cover the stems and keep them clean. He had previously seen them in disrepair and the stems covered with dirt. Dirty stems increase friction which impacts the ability to operate the gates.



**Figure 9 – Gate #1 Fully Open (from upstream)**



Figure 10 – Gate #1 Fully Open (from downstream)

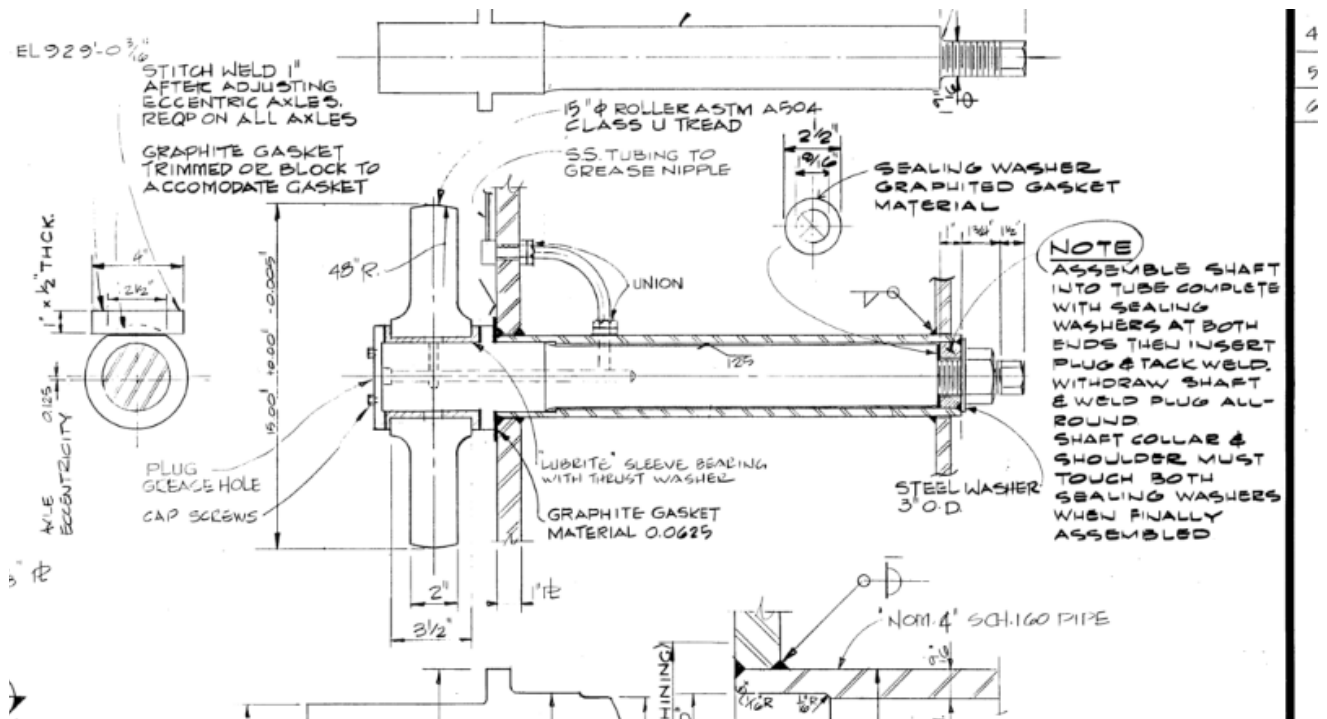



Figure 11 – Gate Wheel/Bearing and Shaft Arrangement

Because of the draw-down in the reservoir during the gate visual inspection, it was decided to close gate #1 and then open gate #3. As gate #3 was opened David Knight monitored the rotation of the gate wheels. He noted that on one side the wheel was rotating the wrong way. This indicates that the wheel is not properly riding against the downstream slot bearing plate. A quick



visual inspection indicates that the gate coating is in good condition. See Figures 12, 13 and 14 for photos of gate #3. Note in Figure 14 that the string wire for the gate position transducer is unprotected and should there be flow over the gate the wire would likely be broken by any debris in the water. Also, as can be seen in Figure 14 there are gate guide extensions above the deck. This structural steel will interfere if significant maintenance is required on the gate wheels or the j-bulb seal.



**Figure 12 – Gate #3 (from upstream)**



**Figure 13 – Gate #3 (from downstream)**



**Figure 14 – Gate #3 Slot and Gate**

Derek noted that he has no local indication of the upstream or downstream water levels (except for the staff gages which are difficult to read). We noted that the Project originally had a chart recorder with local analog indication of water surface elevations (see Figure 15 for photo of panel which is no longer functional).

There is no remote monitoring of the Project by OTID nor is there any ability to remotely control the gates.

There are two stop log gate hoists for handling of the stop logs. There is one set of upstream and downstream stop logs to allow for the dewatering of one gate. These two sets of stop logs are stored under the deck below grating. We were unable to inspect the condition of the stop logs since Derek could not operate the hoisting equipment. David Knight has used this equipment in the past and noted it should be inspected by a qualified person to determine what maintenance should be performed before it is used again. See Figure 16 for photo of the handling equipment.



**Figure 15 – Project Monitoring Panel (Non-functional)**



**Figure 16 – Stop Log Handling Equipment**

The control room houses the electrical lineup required for operation of the Project. See Figure 17 for a photo of the lineup. This lineup includes the motor control center for the HPU, a manual transfer switch (for the operation of the standby generator set), etc. Generally, the MCC line up looks to be in good condition.



**Figure 17 – MCC Line Up**

**Assessment of Spillway Gates**

Table 1 provides an assessment of the spillway gates.

**Table 1 – Spillway Gates Condition Assessment**

Description	Gate #				Comments
	1	2	3	4	
Superstructure	Good				Structural steel and coating
Gate coating system	50	50	50	50	Some minor rust/disloration
Gate side j-bulb seal	50	50	30	30	Two gates with leaking seals
Gate bottom j-bulb seal	?	?	?	?	No dewatered inspection possible
Gate bottom sealing surface	?	?	?	?	No dewatered inspection possible
Gate Wheels	30	50	30	50	Not possible to observe lower wheel
Gate Stem Bellows	85	85	85	85	
Gate Slot	Some trash in slot				
Gate Position Indication	80	80	80	80	
Gate Limit Position Limit Switches	85	85	85	85	
Hoist Operation	60	60	50	60	#3 not reliably operating previously
Hydraulic Power Unit	60				
Gate Control Panel	50				
Standby generator	0				
Maintenance performed by OTID?	?	?	?	?	Maintenance not documented. Operator not aware of O&M manual

Condition Index Scale

Value	Condition Description
85-100	Excellent--No noticeable defects, some aging or wear visible
70-84	Very Good--Only minor deterioration or defects evident
55-69	Good--Some deterioration or defects evident, function not impaired
40-54	Fair--Moderate deterioration, function not seriously impaired
25-39	Poor--Serious deterioration in at least some portions of structure, function seriously impaired
10-24	Very Poor--Extensive deterioration, barely functional
0-9	Failed--General failure or failure of a major component, no longer functional

Condition Index Zones

Zone	CI Range	Action
1	70-100	Immediate action not required
2	40-69	Economic analysis of repair alternatives recommended to determine appropriate maintenance action
3	0-39	Detailed evaluation required to determine the need for repair, rehabilitation or reconstruction, safety evaluation recommended

The project was constructed in 1986 and has been in continuous operation. A review of the repair reports indicates that the hoisting system has needed significant repairs in the past and these included: freeing a stuck gate caused by hoist malfunction, replacement of gate position indication displays (with Red Lion displays), a bent stem, stem boots replacement, gate operation problems caused by the hoisting equipment, etc. The following observations are offered based on a review of documentation provided by Ecology and the site visit:

- The equipment is generally the original equipment installed in 1986 and is approximately 34 years in operation. Given the age of the equipment and problems with the hoist system experienced since 2011, at a minimum a major refurbishment or equipment replacement planning process should be budgeted and implemented. The condition of the equipment should be considered as an opportunity to refurbish the spillway gates and study alternative hoisting equipment that will be more reliable and have a longer life.
- Maintenance appears to be minimal, is generally not adequately documented by OTID and needs improvement (at a minimum a logbook documenting maintenance should be implemented and maintained as required by the IAA). There should be clarification on responsibility OTID for routine maintenance.
- A maintenance management system is needed to schedule and track maintenance. OTID should be providing maintenance reports to Ecology documenting the maintenance contemplated by the operations and maintenance manual.
- The gate hoisting arrangement is somewhat unusual for spillway gates. Typically, spillway gates are operated using cable drum hoist or hydraulic cylinder(s). The Rototork gearboxes will continue to require frequent maintenance.
- Consideration should be made for major refurbishment of the gates, including grit blasting and re-coating the gates, wheel bearing refurbishment and axle adjustment, j-bulb seal replacement, etc. A fully dewatered inspection is needed to develop a detailed scope of refurbishment work.
- While the failure to be able to operate gate(s) may not jeopardize the Project safety, it could mean the inability to maintain Osoyoos Lake reservoir elevations in accordance with the Commission Record of Decision.

We suggest there are several possible options for the spillway gates/hoists:

1. Do nothing. Run equipment to failure and then repair. This option risks compliance with the Commission Order of Approval for the Osoyoos Lake water surface elevations. The frequency of failures is expected to increase over time due the age of the equipment and the nature of a gearbox / leadscrew hoist system. The gearbox operating nut will need routine replacement. The leadscrews (stems) need annual re-lubrication. The gearboxes will continue to need re-lubrication. The gate wheel bearings will need maintenance and lubrication for reliable operation. Cost of maintenance is expected to increase significantly over time.

2. Plan for and execute a complete refurbishment program for the spillway gates and hoist (refurbish existing equipment). A complete dewatered inspection of the gates should be made to better define the scope of work for the gate refurbishment. Gates will likely need wheel bearing refurbishment, coating removal and re-coating, there may be hidden corrosion problems, Stems should be inspected for wear and re-lubricated, boots covering the stems inspected and replaced as needed. Gearbox cleaned and inspected, replace gears sets as required, replace seals, motors, hoses as needed based on inspection. The least cost will be to refurbish the gate the same time that the existing hoisting equipment is refurbished.
3. Study alternative gate hoisting equipment, plan for and implement a new hoisting system. Options that should be reviewed include a hydraulic cylinder system for gate operation and a cable drum hoisting system. This option should include a complete dewatering of each gate and a careful inspection and assessment of condition to develop the full scope of work needed. New hoisting equipment would facilitate remote monitoring and control of the gates, utilizing modern PLC and displays (HMI). Modernization of the hoisting system has the potential to reduce operating costs and provide improved emergency response. The least cost will be to refurbish the gate the same time that a new hoisting system is installed and commissioned.

The Team asserts that a decision is needed in the short term to avoid the “Do nothing” alternative and associated repetitive failures which could result in liability exposure for Ecology. We further assert that a planning process should begin in the next budget cycle to develop a plan for the Project such that significant refurbishment work begins in the following year. An aggressive schedule is needed recognizing the difficulty for Ecology to budget for this type of capital improvement project.

### **Hoisting System Alternatives**

Alternatives to the existing hoisting system are discussed below.

1. Hydraulic cylinder hoisting system

For this alternative the existing hoisting equipment (stems, gearbox, piping, hydraulic power unit and hydraulic control panel) would be scrapped and a new hoisting system with two hydraulic cylinders and new hydraulic pressure unit would raise and lower the gate. Preliminary calculation indicates that two cylinders with 6” bore with 3.5” diameter with 13.5 feet long rod and internal rod position sensing will be adequate for the raising and lowering of the gate with a system pressure of 1000 psi. The hydraulic power unit would be designed for a maximum operating pressure of 3000 psi but system pressure would be limited to prevent rod buckling.

Figure 18 shows a spillway gate hoisted with two hydraulic cylinders that was recently (2016) installed at Swan Lake Dam for the Southeast Alaska Power Authority.



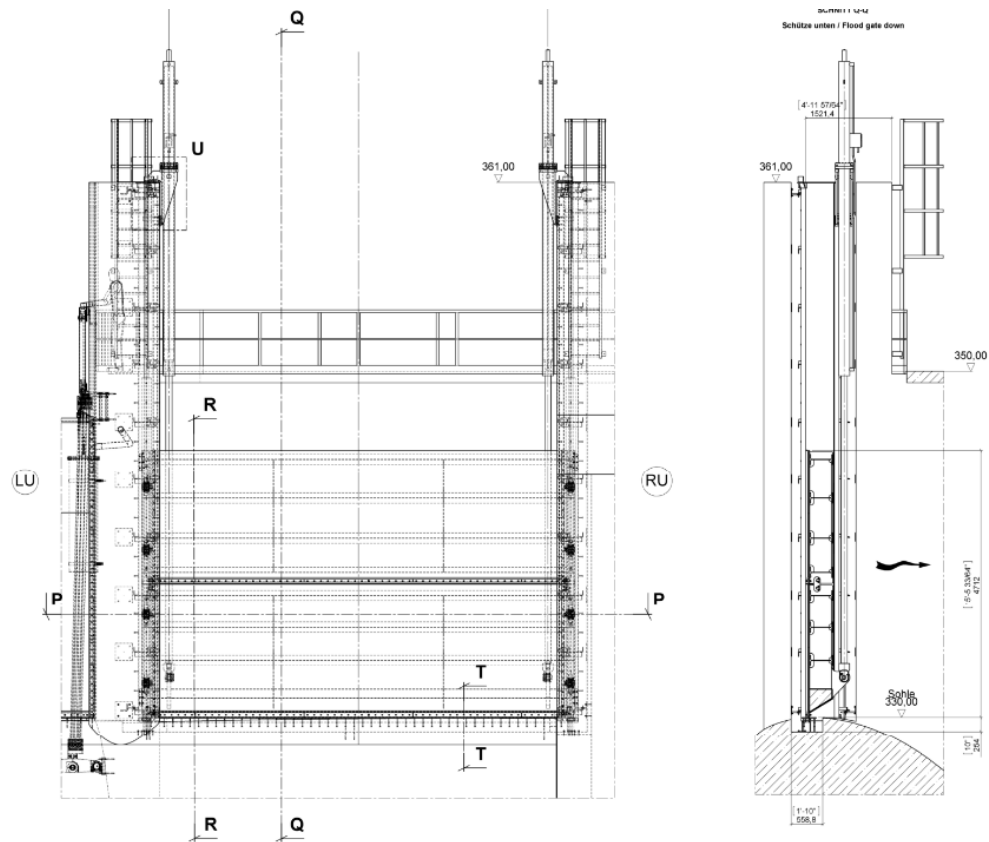


Figure 18 – Spillway Gate Hydraulic Cylinder Hoisting Arrangement at Swan Lake Dam

The cost in 2015\$ for the hydraulic hoist equipment was \$149,000 for a single gate which included piping and the HPU / controls. Assuming 2% per year escalation a budget price for equipment purchase in 2022 is \$171,200 each. The estimated cost to demolish the existing gate hoisting equipment and install this new system has been estimated at \$102, 439 per gate.

## 2. Cable drum hoisting system

For this alternative, the existing hoisting equipment (stems, gearbox, piping, hydraulic power unit and hydraulic control panel) would be scrapped and a new cable drum hoisting system would be installed to raise and lower a gate. A preliminary review of the spillway gate indicates that these gates have sufficient weight to be self-closing by gravity (this means the weight of the gate is adequate to overcome seal and when friction). These preliminary calculations indicate that the maximum hoisting load is approximately 30,000 lb. Figure 19 shows a proposed cable drum hoisting system for a spillway gate.

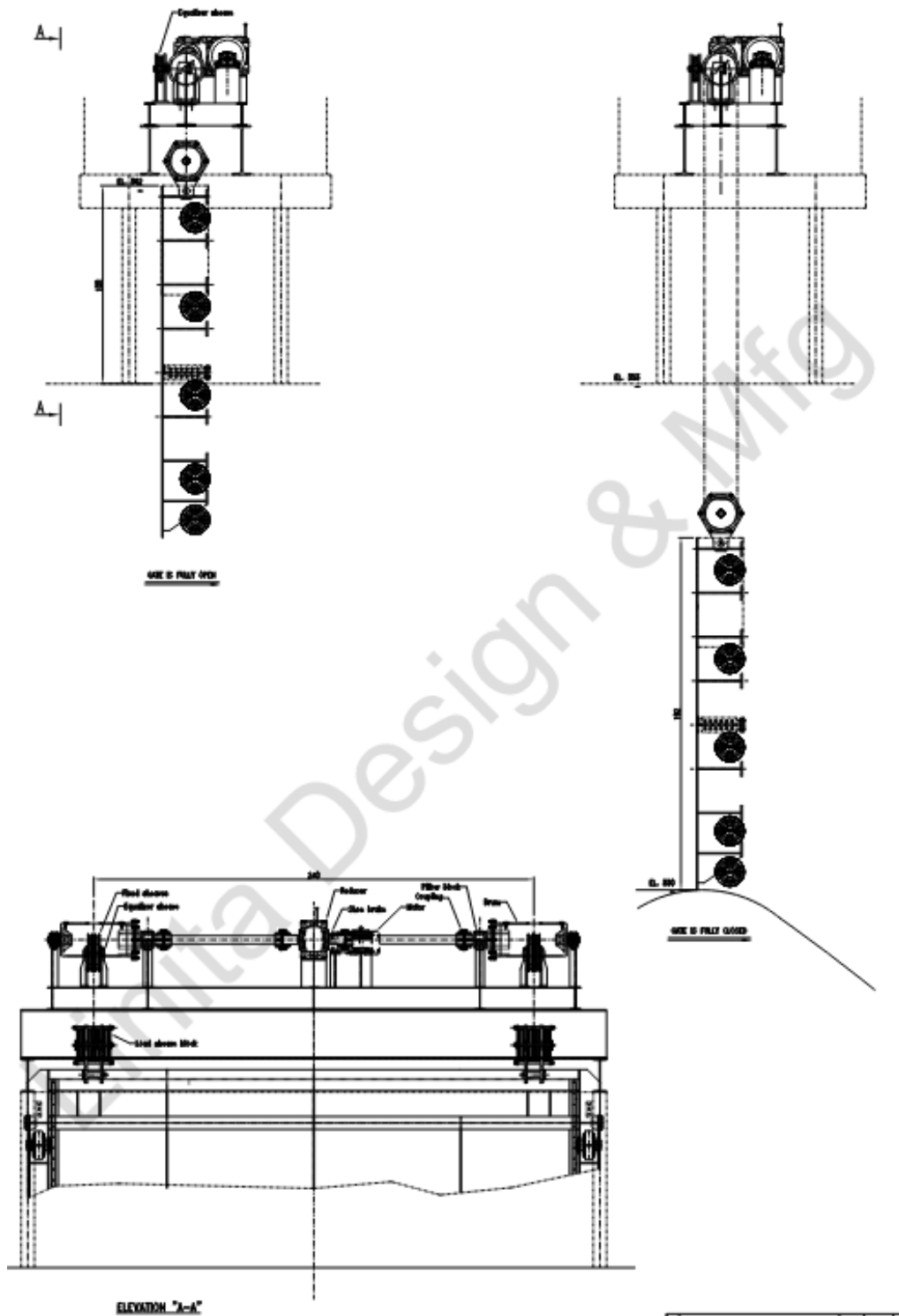


Figure 19 – Cable Drum Hoisting System

The cost in 2015\$ for the cable drum hoist equipment was \$216,000 each. Assuming 2% per year escalation a budget price for equipment purchase in 2022 is \$248,000 each. The estimated cost

to demolish the existing gate hoisting equipment and install this new system has been estimated at \$119,240 per gate.

### **Overview Assessment of Original Stability Analysis (Task 6)**

EES studied the original calculations prepared by Acres International. Acres was the design engineer for Zosel Dam. The purpose of our study was to determine the need to update the stability analyses for the control structure and overflow weir under static and seismic loading conditions.

#### **Control Structure**

The Control Structure is a reinforced concrete gravity dam which contains four spillway bays. The bays are separated by thick concrete piers, the tops of which are 15 feet above the dam's foundations. Steel roller gates occupy the spillway bays and are used to control water levels. The gates are 25'-9 $\frac{3}{4}$ " wide by 7' - 0" high.

Sheet piling was driven to El. 873 around the entire perimeter of the Control Structure. The sheet piling cutoff provides seepage control under the structure.

The Control Structure is supported by steel pipe piles driven deeply both vertically and battered into the earth foundation. The piles are extra-strong 10" diameter filled with reinforced concrete. The lengths of the piles are 80 – 87 feet based on Acres calculations. The top elevations of the piles vary according to construction drawings from El. 903.5 to El. 899.83. The piles are used to transfer vertical and lateral loads on the Control Structure to the strong underlying clayey silt deposit.

EES found construction inspection records in the information provided by Ecology. The records include specifications for pile length requirements. Most of the piles were nominally 80-foot in length, but many were longer depending on location. The penetration depth and associated blow count number was recorded during pile installation. Many piles were driven deeper than required according to records.

The "draft" design criteria for the project provides geotechnical design criteria indicating the foundation between El. 887 and El. 755 is a cohesive clayey silt. Materials above El. 887 (sandy gravel) are considered non-cohesive.

The steel pipe piles were driven deep into the underlying clayey silt based on information from the drawings, calculations and design criteria. Assuming a top elevation of 903.5, an 80-foot-long pile would have a tip elevation of 823 and be embedded 64 feet in the clayey silt.

Acres' calculations for the pipe piles were reviewed by EES. According to Acres' calculations, an 80-foot-long steel pile has an ultimate capacity of 110 tons. Acres used a factor-of-safety of 2.0 for the allowable pile capacity, or 55 tons (110,000 pounds or 489 kilonewtons) for an 80-foot-long pile. The capacity of the piles increased as the pile length increased.

The design load or demand on the piles was computed by Acres using standard engineering principals for evaluating vertical and lateral loads on pile groups.

The pile loads and length requirements were documented in an office memorandum dated June 27, 1986 from D.L. Mills. These specifications were for Spillway Walls #2, # 3 and #4. Calculations dated July 6-11, 1986 documented pile loads and length requirements for Spillway Wall #5. The maximum pile load was 65 tons. The length of piles with this demand load was 87 feet.

The pile loads were calculated using the vertical dead loads of the control structure and water, and the lateral loads from hydrostatic pressure and ice loading. Ice loading was 10 kips per foot according to the design criteria and calculations.

Lateral loads due to earthquake on the control structure were considered by Acres in their calculations (Page 34 of 147 in the PDF). They found the effective lateral load due to earthquake to be 0.055 times the weight of the structure ( $V=0.055W$ ). However, Acres concluded this lateral load to be much less than that of the ice lateral load and therefore used the ice loading to evaluate the demand loads on the piles.

EES computed the seismic force based on ASCE-7 "Minimum Design Loads for Buildings and other Structures" using Equation 15.4-5 for rigid non-building structures,  $V=0.3S_{DS}IW$ , where  $S_{DS}$  is the design response acceleration obtained from ATC (Applied Technology Council),  $I$  is an importance factor and  $W$  is the weight of the structure.  $S_{DS}$  was found to be 0.352 based on Site Class D – Stiff Soil.  $I$  was based on Risk Category III (failure poses risk to human life) and determined to be 1.25. Therefore,  $V$  was calculated to be  $V=0.13W$ .

Based on Acres' calculations, the weight,  $W$ , is 1,083 kips for one spillway bay. The lateral load due to earthquake would then be 141 kips. The length of the spillway bay is 29 feet. The earthquake lateral load would be 4.8 kips/foot which is much less than the ice load of 10 kips/foot used for design. EES evaluated the hydrodynamic load on the control structure and found it to be only 0.27 kips/foot.

Although the earthquake load that would be used today is 236% greater than that used in the original design, ice loading still governs over earthquake loading.

EES's calculations are provided in Appendix A.

Acres' design is based on a 2.0 factor-of-safety (See Page 4/147, Ref.1). In EES' opinion, this factor-of-safety is adequate for the extreme ice loading condition.

It is EES' opinion that a minimum factor-of-safety of 1.3 be the acceptance criteria for post-earthquake static loading considering damage likely to result from the earthquake. EES believes there would likely be little damage, if any, due to an earthquake and therefore the minimum factor-of-safety for post-earthquake would not be less than 1.3.

### Overflow Weir

The overflow weir is a low water retaining structure that passes flows in excess of the Control Structure's spillway capacity. It is located on the left side of the Control Structure (looking downstream) and is approximately 195 feet long and 10 feet high (above dredging grade). The weir consists of two rows of sheet piling capped with a reinforced concrete slab as shown below in Figure 20.

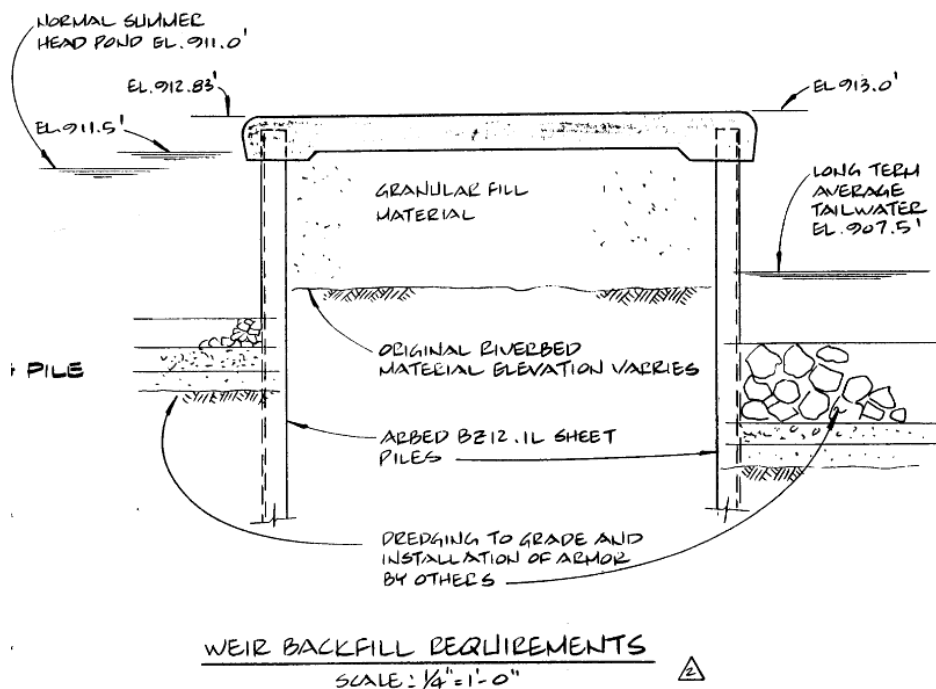


Figure 20 - Section through Overflow Weir

Both the upstream and downstream rows of sheet piling were driven to El. 873 to provide seepage cutoff.

The concrete cap or slab is ~17'-8" wide by 1'-6" thick. In plan, the weir is an arc having a centerline radius of 295 feet.

The design criteria discuss seepage analysis for the overflow weir. Acres used "SEEP", a computer program, to investigate piping potential in the foundation. Acres considered the worst-case governing condition was for the overflow weir under construction conditions: water elevation at El. 913 and excavation dewatered between the two rows of piles. Acres determined a cutoff elevation of El. 873 gave a factor-of-safety in excess of 3.0.

Acres also calculated the minimum sheet pile length based on water and soil loadings for a condition "after dredging before placing riprap". (See page 60/161 of Acres's calculations.) The pile length was determined to be 39 feet or a tip elevation of 874 which is 1 foot higher than that used.

EES found no stability calculations for the overflow weir for either seismic or ice loading conditions in the information provided by Ecology. The 10 kips/foot ice loading criteria is much greater than that from earthquake loading (0.74 kips/foot based on calculations in Appendix A).

EES evaluated the bending stress in the sheet piles due to ice loading by assuming the ice load acts 8 feet above the point of bending and using the section properties of the sheet piling. The sheet piles are tied together with the slab and form a deep beam with a large moment of inertia. The bending stress was found to be less than 400 psi (Appendix A) which is well below the allowable stress for typical sheet piling (~18,000 psi).

Based on our evaluation, the overflow weir appears to be adequate to withstand loads from earthquake and ice. The stresses are low, and no damage would be expected from these loading conditions.

### **Liquefaction Potential**

Ecology has raised the question about liquefaction potential of the foundation soils and its potential effects on the dam. Liquefaction is a form of ground failure induced by strong earthquakes. (Chang). Liquefaction can result in excessive settlement and loss of bearing capacity. The susceptibility to liquefaction is greatest in the case of uniform fine sand. (Lambe and Whitman). Liquefaction is most commonly observed in shallow, loose, saturated deposits of cohesionless soils subjected to strong ground motions in large-magnitude earthquakes. (Rauch).

The design criteria developed by Acres discuss geotechnical investigations at the dam site. Borehole data indicate predominately cohesive (clayey silt, silty clay) deposits on both sides of the river below El. 887 and predominately non-cohesive materials were assumed above El. 887 on the west bank. Predominately cohesive soils were found below El. 915 on the east bank. The clayey silt has a cohesion of 0.55 tons per square foot. Clays with measurable plasticity are resistant to the relative movement of particles during cyclic shear loading and are generally not prone to pore pressure generation and liquefaction. (Rauch).

Design drawings of the steel pipe piles show the pile cutoff elevations at the top of the pile to generally be El. 903.5 or lower. The level of the foundation is not explicitly shown. The minimum pile length was 80 feet. This would put the tip elevation at El. 823.5 or lower, and approximately 63 feet into the clayey silt. Soil deposits deeper than about 15 m (49 feet) are rarely observed to liquefy. (Rauch).

In EES' opinion, the steel pipe piles supporting the control structure are deeply embedded in strong clayey silt that has a high shear resistance. This material is unlikely to liquefy based on the above discussion.

### **Seismically Induced Landslides**

EES's assessment of the potential for seismically induced landslides on the slopes surrounding Osoyoos Lake to adversely affect Zosel Dam is based on the following aerial photograph obtained from Google Maps (Figure 21):



**Figure 21 – Showing Osoyoos Lake Valley**

Zosel Dam is located at the bottom of the photograph. The valley is broad and wide. It appears highly unlikely any seismically induced earthquake would affect Zosel Dam.

## References

1. Acres. PDF titled "1985-Detail\_Design\_of\_Osooyoss\_Lake\_Control\_Structure\_PT.1" (147 pages).
2. Acres. PDF titled "1985-Detail\_Design\_of\_Osoyoos\_Lake\_Control\_Structure\_PT.2A Includes Piling Designs", (161 pages.).
3. Rauch, Alan F. "Chapter 2 Soil Liquefaction in Earthquakes 2.1. Definition of Soil Liquefaction." (1997).
4. Chang, Nien-Yin. "Liquefaction Susceptibility of Fine-Grained Soils Preliminary Study Report." U.S. Army Corps of Engineers (1987)
5. Lambe, T. William and Whitman, Robert V. "Soil Mechanics" (1968)
6. United States National Seismic Hazard Maps; 2008; FS; 2008-3017; Petersen, M. D.; Others.

### **Control Room Access Assessment (Task 7)**

EES evaluated ways or alternatives to access the dam's control room during flooding when water levels reach or are above the deck elevation. The control room is at El. 929 while the main deck is at El. 918.

The only idea we came up with is a doorway through the west side concrete wall. It would be possible, albeit somewhat challenging, to cut an opening through the 15-inch-thick, reinforced concrete wall. The sill elevation of the opening would need to be El. 929. In plan, the opening would need to be at the same location as the platform for the existing interior stairway. A platform and a stair or ladder would be needed to reach the doorway. Essentially this would be an exterior version of the existing stairway that runs between deck level and control room level (see Section C on Drawing 7475-112).

EES does not recommend a new exterior doorway and stairway for the following reasons: 1) The grade adjacent to the exterior of the wall is essentially the same elevation as the deck level and therefore the flood water depth on both sides to the wall would be the same; 2) A new exterior access has no strong advantage over the existing interior stairway access to the control room; 3) A new exterior access could pose an additional security risk; 4) There is little need for exterior access because large flooding events are infrequent. Derek Mendoza of OTID stated the water level during the 2018 flood reached a level ~18" below the deck level. The 2018 flood is believed to be the 200-year flood, and; 6) Remote control of the spillway gates would further reduce the need to reach the control room during flooding.



## **Electrical System Assessment (Task 8)**

### **Power Supply System**

Power is supplied by Okanogan PUD from the 13.2 kV distribution overhead line on the east side the Okanogan River. An underground conduit routes a power cable to a 225 kVA, 13.2/7.62 kV–480/277V pad-mount transformer on the western end of the control structure. A 480 V power cable connects the transformer to the service entrance circuit breaker in the motor control center (MCC) in the control room. The MCC serves as the power center for the project. There also is a 50-kW standby generator located at eastern end of the control structure, which is manually turned on when the commercial power is lost. It is designed for a limited backup, including one HPU pump, minimally needed to operate a single gate. As mentioned earlier, the standby generator is no longer producing correct voltages.



**Figure 22 – Main Transformer Owned by Okanogan PUD**

The power supply one-line diagram is shown on Drawing 7475-161 of the Control Structure design drawings prepared by Acres International.

### **Gate Hoist Control System**

#### **Gate Controller**

The hydraulic control panel controls the hydraulic motors to raise or lower the gates. All gate controls are manual. The control panel is basically the same original equipment installed at the time the project was constructed, but with sporadic replacements of parts, including analog gate position indicators which were replaced by digital panel meters. The original gate operating method has not changed, and it requires considerable effort on the part of the operator to move and hold the control lever to adjust the hydraulic pressure for the gate actuator.

Given the age of the equipment and, to take advantage of the technology advancement in recent years, EES recommends Ecology plan for replacing the existing gate controller with a new control

panel, preferably based on use of PLC (programmable logic controller). Benefits of a PLC control system would include streamlined control processes, ability to better monitor equipment status and alarms and an ability to access the system from an off-site location. Remote accessibility would greatly improve operability of the gates and safety of operating personnel, particularly if physical access to dam is not convenient due to inclement weather or flood.



Figure 23 – Existing Control Console

### Scope of New Gate Control Panel

EES recommends that the new control panel include the following capabilities:

- Issuing gate control commands: This would allow the operator to enter gate “open”, “stop”, or “close” commands to the system. The computer would automatically execute the command to move the gate up or down to where it is wanted. There would no longer be a need for the operator to hold the control lever continuously during the gate travel as is currently required.
- Setting gate positions: This would allow for the operator to preset the gate positions (open or close). When the control command is issued the gate would then travel to the desired position.
- Displaying status and alarms: The new system would provide equipment status and alarms on the HMI display. Typical points would include:
  - Gate position
  - Water levels (upstream and downstream) – high, normal, low
  - Flow (cfm) at each gate
  - Heater contactor status
  - HPU status, pressures, alarms, pump status
  - Power status
  - Standby generator status and alarm
  - Transfer switch position
  - Fuel tank level

- Dewatering pump status
  - Site weather data (temperatures, relative humidity, wind speeds and directions)
  - Equipment operation time
- Remote Accessibility: The new control system would be equipped with the ability for the operator to access the new control system from a location other than the dam control room. This would allow the operator to operate the gate from the safety of a remote location during the inclement weather or river flooding.

### **New Field Sensors Required**

As part of the new control system a wide range of new sensors and interfacing control devices would be required. New sensors would be installed or retrofitted to existing equipment. These additional devices are needed to produce field signals and measurements not available in the existing system and to allow for the new control system to generate required control outputs and monitoring signals.

### **Options for Communication Link**

There are several communication options to consider for remote access to the new gate control system. Viable communication options include the following:

1. Cellular Network: A commercial cellular telephone network could be used as communication medium for the remote access. A network router would allow interface between the gate control system and the remote computer via the cellular WAN (wide area network) operated by a local telephone company. Note a similar system may already exist at OTID for pump control SCADA system communications. Indeed, if so, it could be expanded to the new gate control system and updated for gate controls.
2. Fiber Optic Cables: Approximately one mile of single-mode fiber optic cable would be installed on street poles linking the two locations. Spaces needed on the poles would be leased from Okanogan PUD. This option would require a stand-alone remote HMI system at the OTID office dedicated to the gate controls.
3. Radio: A radio system supporting point-to-point communication would offer a cost-effective option to Ecology. The distance between the two location is relatively short and there appears to be a line-of-sight signal path available between the project and the OTID office. The radio system would be owned by Ecology with no third-party contracts or on-going costs involved. Radios operate on the 900 MHz frequency band set aside by the FCC for industrial control systems. Ecology would not require an FCC license to operate the radio system. This option would also require a stand-alone remote system at the OTID office for dedicated access to the gate controls.

### **Motor Control Center**



**Figure 24 – Existing MCC Lineup**

The motor control center (MCC), Cutler-Hammer Unitrol Motor Control Center, serves as the power distribution center for project operations. The MCC includes distribution power and lighting panelboards, heater control circuits, standby generator control panel, and the transfer switch, etc. The MCC is original equipment with modest upgrades since its installation. While it appears externally in good working condition, given the continuous service for almost 40 years, EES believes it would be prudent for Ecology to plan for replacing critical internal parts, including the panelboards and heater control contactors.

### **Standby Generator**



**Figure 25 – Existing 50-kW Backup Generator**

### **Existing Generator**

The standby engine-generator set, rated for 50 kW, 480V, 3-phase, 3-wire, located at the eastern end of the dam, is the original equipment installed when the project was constructed. The manufacturer is believed to be Merlin Engine-Generator Systems of UK. Power is transferred by a manual transfer switch in the MCC to the generator bus. The generator is no longer capable of generating 480 volts according to the project operator, Derek Mendoza.

### **Limits of Backup Power**

Backup power is limited to supporting the loads considered minimally essential for gate operation. The loads consist of one (1) HPU pump, one (1) monorail hoist and all the loads fed by the lighting panelboard. EES was unable to determine the full backup time available with the existing engine-generator set. The current NEC (National Electric Code) requires a standby generator to be able to operate for up to two hours continuously under the full load.

### **New Engine-Generator**

EES recommends the existing engine-generator set be replaced, along with the existing battery charger. A new diesel engine would meet the EPA emission regulations and would be more fuel efficient. A new generator would also meet the latest NEC requirements, including overcurrent and ground fault protection.

### **Transfer Switch**

EES recommends the existing manual transfer switch be replaced with an automatic transfer switch (ATS). With the existing system, a power failure at the project may not be detected or known by the OTID operator if they are not at the project. Upon detection of a power failure, the ATS would automatically start the standby generator and transfer power to the essential load. Upon restoration of the commercial power, the ATS will automatically stop the generator and return essential load back to the commercial power. The operator would have ability to manually control the ATS, if needed.

### **Day Tank**

Due to the tight space in the generator room EES recommends the existing day be tank removed and replaced with a sub-base or skid-mounted fuel tank sized for continuing operation for 24 hours based on typical back loading. EES believes a 24-hour backup should cover an unusually long power outage.

### **Site Lighting**

EES recommends completely revamping the project lighting system and replace the original HPS luminaires with energy-efficient LED luminaires. EES estimates about 90% of the existing lamps were either burnt out or missing. This is a safety issue for the nighttime operation that should be addressed by Ecology. EES recommends a photocell or time clock be added to control the new outdoor lighting circuits. All indoor fluorescent lamps should be replaced with corresponding LED lamps.



**Figure 26 – Existing Dam Outdoor Ceiling Lights**

### **Field Sensors and Wiring**

Due to the long exposure to moisture and rain, control sensors and devices located outdoors suffer severe corrosion, and some instances, wires have fallen off from the terminals (See Figure 27 provided by OTID staff). While we were unable to inspect the field sensors in person it is safe to assume other field devices could have similarly been affected. We were informed during the visit that the traveling limit switches located on the rising gate stems would occasionally mis-operate due to bouncing contacts (See Figure 28).

EES recommends all field sensors be thoroughly inspected and replaced. All outdoor junction boxes and enclosures be replaced with the NEMA 4 stainless steel enclosures. Covers should be sealed with gasket to prevent moisture or water from infiltrating with conduit opening sealed.



Figure 27 – UniMeasure Gate Linear Position Transducer



Figure 28 – Gate Travel Limit Switch




Figure 29 – Sample - Corroded Sensor and Wiring

## **Miscellaneous Electrical Devices**

### **Disconnect Switches and Panels**

We noticed some of the junction boxes or enclosed switches located outdoors are not NEMA 4 rated. Some of the door clasps were loose letting the moist air to seep in. We recommend them replaced with NEMA 4 stainless steel enclosures.



**Figure 30 – Electrical Enclosures**

### **Gate and Guide Heaters**

There are approximately 16 individual heating elements embedded in the gate structure and in the gate guides. A row of seven green lights on the MCC indicates the status of the heaters. Under the automatic mode all heaters are turned on simultaneously if the air and water temperatures drop to a setpoint. In the manual mode individual heaters can be selectively turned on by the operator. Due to the locations of the heaters EES was not able to inspect visually or electrically. EES understands that they are in good working order and would require no corrective measures.

### **Grounding and Lightning Protection**

There are no grounding calculations or ground resistance measurements to review. However, based on the design drawing EES finds the design satisfies generally accepted engineering practice on grounding system configuration. The lightning rods are installed on the rising stem guides. Ground rods are embedded under the downstream tailwater race and are interconnected by #4/0 AWG ground cables embedded in the concrete structure and extended throughout the facility.





Figure 31 – Grounding Cable Exothermic Welded to Structure




Figure 32 – Lightning Rods on the Roof

### Pad-Mounted Transformer



Figure 33 – Existing Pad-Mount Transformer with Doors Open

The pad-mount transformer is owned by the Okanogan PUD and is rated for 225 kVA, 13.2/7.62 kV–480/277V. EES understands the transformer is adequately rated to meet current electric demands for the project operation.

### Revenue Metering

The revenue meter is owned by Okanogan PUD. The meter is located on the fence line where it can be read by the PUD.



**Figure 34 – Revenue Meter**

### **Abandoned Control Panel**

There is an abandoned control panel in the control room previously used for recordings of water levels and other system information. The same capability would be provided by the new PLC-based control system.



**Figure 35 – Abandoned Control Panel**

### **East Abutment Assessment (Task 9)**

The left (east) abutment was inspected to determine if should be armored with riprap to protect it against scour during flooding conditions. In our opinion, placing riprap protection is not warranted.

The top of the cap beam on the cantilevered sheet pile wall is El. 913 which is the same as the nominal elevation of the overflow weir crest. Therefore, when water spills over the weir, a portion of the abutment behind the cap beam is submerged. The abutment is slightly lower and flat next to the cap beam but gradually rises ~3H:1V to the level of the access road. The plans call for topsoil and sod to El. 912.5 but it is evident in the field that free draining rock (2" minus) was used for filling behind the wall. A fairly dense cover of vegetation has grown on the abutment which provides excellent erosion protection.



**Figure 36 – Looking Upstream Along the Upstream East Bank Wall**

In addition, two erosion spur walls were installed during construction according to the plans. These walls are driven sheet piles. They extend to El. 918 contour and the tops are 9 inches below the ground surface. One is located at the center of the east wall at the weir intersection

and the other at the downstream end of the wall. These walls protect against severe erosion from strong water current.

During flooding in 2018, water overtopped the weir by approximately 18 inches according to operator Derek Mendoza. The flood was estimated to be 4,500 cfs which acres considered to be the 200-year event. Portions of abutment, both the upstream and downstream, on the left side were submerged. The water velocity along the abutments was low because of the backwater effect of the Similkameen River.

No calculations of estimated water velocities due to flooding conditions exist or were made by EES. Based on engineering judgement, EES believes velocities would not be erosive given the dense vegetation and two existing protective sheet piling erosion spurs, and therefore additional erosion protection along the abutment is not needed.

### **General Maintenance and Repairs (Task 11)**

As noted earlier in this report, the concrete is in very good condition with a few exceptions. The concrete surface has spalled or peeled away over small area (<4 sf) in the far northeast corner of the deck. There is no need to repair this small area other than for cosmetic reasons. Some concrete surface crazing near some of the column footings is apparent. These are small areas and there is no need to repair them. The east wall exhibits diagonal cracking. These cracks should be monitored and repaired with epoxy injection if they worsen.

Overall, the coating on the structural steel is in excellent condition. We saw no evidence of peeling, cracking, corrosion or other types of coating distress. No maintenance or repairs to the structural steel coatings are necessary.

As an increased safety measure, we recommend Ecology consider installing railing or chains at unprotected openings around the perimeter of the deck. Railings or chains would reduce the likelihood of operation and maintenance personnel from falling off the dam. There are ~30-inch-wide unprotected openings located on both sides of each stoplog slot. Chains were previously installed across the openings in Bay 1 but they are inadequately small and one has failed. Also, there is an inadequately protected opening (~10 ft wide) located on the right side of Bay 1 where the original railing has been removed and replaced with a small sagging chain which is less than 3 ft high.

We recommend Ecology improve housekeeping. There are wood scraps lying on the deck near the transformer and stairway to the control that should be cleaned up because they are potential tripping hazards. Most of the railings along the walkways between the spillway bays are covered in bird poop and should be cleaned to preserve the paint.

We recommend the oil containment area around the transformer be cleaned and fresh drain rock installed. Currently, a portion of the containment area is weedy and silted and may not be effective in preventing oil from entering the river if the transformer springs a leak.

### **Operation & Maintenance Assessment (Task 12)**

See Appendix B.

### **Maintenance, Repair, Improvements and Preservation Priorities (Task 13)**

Maintenance or improvements to the spillway gates should take priority over any other work at the Project. The safe and reliable operation of the spillway gates is vital. As discussed in this report, the gates need to be refurbished. For safety, the stoplog hoisting equipment needs to be refurbished and certified before the stoplogs can be installed. The gate hoisting system can be either refurbished or replaced with new hoisting equipment.

The second priority of improvements or repairs should be the electrical items if a refurbishment program is undertaken. The upgrades to the gate controls and electrical items can be done independently of a gate refurbishment program but should be included if a new gate hoist system is installed. However, electrical improvements should not be undertaken alone without the gate refurbishment program.

The budget for a refurbishment program is estimated to be as follows:

<b>Item</b>	<b>Cost</b>
Mobilization	\$50,000
Refurbish Stoplog Hoist and Certify	\$21,208
Refurbish Spillway Gates	\$446,880
Refurbish Gate Hoisting System	\$104,448
<b>Total</b>	<b>\$622,536</b>

The budget cost of new gate controls and electrical upgrades is estimated to be as follows:

<b>Item</b>	<b>Cost</b>
Mobilization	\$50,000
New Gate Controls	\$416,261
New Electrical Components for Gates	\$58,351
Video Surveillance	\$47,759
<b>Total</b>	<b>\$572,371</b>

The budget for refurbishment of the gates and a new hydraulic gate hoisting system is estimated to be as follows:

<b>Item</b>	<b>Cost</b>
Mobilization	\$122,117
Refurbish Stoplog Hoist and Certify	\$21,208
Refurbish Spillway Gates	\$446,880
New Hydraulic Gate Hoisting System	\$1,094,555
New Gate Controls	\$416,261
New Electrical Components for Gates	\$58,351
Video Surveillance	\$47,759
<b>Total</b>	<b>\$2,207,131</b>

The budget for refurbishment of the gates and a new cable drum gate hoisting system is estimated to be as follows:

<b>Item</b>	<b>Cost</b>
Mobilization	\$122,117
Refurbish Stoplog Hoist and Certify	\$21,208
Refurbish Spillway Gates	\$446,880
New Cable Drum Hoisting System	\$1,468,960
New Gate Controls	\$416,261
New Electrical Components for Gates	\$58,351
Video Surveillance	\$47,759
<b>Total</b>	<b>\$2,581,536</b>

The estimated budgets and days to complete field work are presented in Appendix C. EES recommends at least 15% contingency for budget planning. An allowance of 10% should be made for engineering. The schedule should include time for engineering and bidding.

The third item of priority is the stand-by generator. It needs to be replaced because it does not function properly and cannot be relied on to operate the gates. The budget to replace the existing generator is estimated to be \$71,188 (see Appendix C).

Budgets for railing to eliminate fall hazards, and for replacing the lighting system are included in Appendix C.

The following table summarizes activities and costs:

<b>Table 1 Summary of Recommendations</b>		
<b>Recommendations</b>	<b>Cost (\$2021)</b>	<b>Comment</b>
<b>1. Upgrade the Gate System:</b>		
1a. Refurbish Spillway Gates	\$622,536	See Budgets for Items 1, 2, and 4 in Appendix C, and add \$50k for Mobilization. This work can be done separately without electrical upgrades.
1b. Install New Gate Controls and Electrical Components	\$572,371	See Budgets for Items 3, 10, and 11 in Appendix C, and add \$50k for Mobilization. This work is optional but recommended if gates are refurbished as 1a above.
1c. Refurbish Spillway Gates and Install New Hydraulic Gate Hoist System including New Gate Controls and Electrical Components	\$2,207,131	See Budgets for Items 0, 1, 2, 3, 5, 10 and 11 in Appendix C.
1.d Refurbish Spillway Gates and Install New Cable Drum Hoist System including Gate New Controls and Electrical Components	\$2,581,536	See Budgets for Items 0, 1, 2, 3, 6, 10 and 11 in Appendix C.
2. Replace Standby Generator	\$71,188	See Budget for Item 7 in Appendix C.
3. Eliminate Fall Hazards	\$13,469	See Budget for Item 8 in Appendix C.
4. Replace Lighting System	\$43,824	See Budget for Item 9 in Appendix C.
5. Update O&M Manuals Including 3 Days Field Training	\$25,000	See Budget in Appendix B.

## Conclusions

1. EES concludes the condition of all the sheet piling is very good. We have no recommendations for repairing the coating system. Given the lack of evidence or observable corrosion, we believe the rate of corrosion is very low.
2. Our assessment of the concrete surfaces found their condition to be good. We conclude the cracks in the east wall of the control structure should be monitored using crack gages and photo documentation to detect changes.
3. EES concludes the spillway gates and hoisting equipment has not been maintained well. In 2014, EES recommended annual service and maintenance of the gates and hoists. There is no evidence or documentation that any service or maintenance has been performed since then.
4. There is a hodgepodge of Operation and Maintenance information and guides, most of which is outdated or not in a useful form. A comprehensive O&M Manual should be written, and maintenance personnel should be trained. See Appendix B for comments on O&M documents reviewed.
5. EES concludes a fully dewatered inspection of the spillway gates is necessary to determine the extent of repairs and refurbishments needed.
6. EES concludes Ecology should decide whether to refurbish the hoisting system or replace it with either a cable or hydraulic cylinder system. Following this decision, a plan and schedule should be developed. We conclude the cost of the cable drum hoisting system is ~\$93,600 per gate greater than the hydraulic hoist system.
7. EES concludes the gate controller is outdated and should be replaced with a PLC control system. We recommend any improvements to the controls be coordinated with whichever new hoisting system option is selected.
8. Several options for remote operation of the spillway gates are available. Ecology should decide which one would best suit their needs. Radio remote operation was assumed for the budget estimates.
9. EES concludes the standby generator should be replaced because it is not functioning properly and is unreliable for operating the spillway gates. We also recommend the existing manual transfer switch be replaced with an automatic transfer switch.
10. Other electrical repairs and improvements, such as lighting, are should be performed as discuss in this report.



11. Our evaluation of the original stability analysis of the control structure and weir concludes there is no need to update the analysis for normal or seismic loading conditions. We also conclude the foundation is unlikely to liquify, and the dam is not prone to seismically induced landslides.
12. EES concludes the east abutment does not need armoring to protect it from scour as discuss in this report.
13. EES concludes a new exterior door for the control room is not warranted as discussed in this report.
14. EES concludes better housekeeping, cleaning the oil containment area around the transformer, and protecting openings in railings to improve safety and eliminate fall hazards should be performed.

Please feel free to contact me if there are any questions or you need any additional information.

Sincerely,

EES CONSULTING, INC.



Scott E. Mahnken, P.E.  
Civil Engineering Consultant



# Appendix A

## Calculations

Contract/Client KIA ECOLOGY

Phase/Subject \_\_\_\_\_

Design Topic ZOSEL DAMMade By SEM Date 9/20 Checked By \_\_\_\_\_ Date \_\_\_\_\_ Page No. 1

COMPARE ICE LATERAL LOAD (10 K/FT) TO EARTHQUAKE LATERAL LOAD,  $V = 0.13W$

ACRES USED AN EFFECTIVE ICE LOAD OF  
 $10 \text{ K/FT} \times \frac{1}{1.40} = 7.1 \text{ K/FT}$

THE FACTOR OF 1.4 WAS USED FOR ALLOWABLE OVERSTRESS FROM AN EXTREME LOADING CONDITION.

THE LATERAL LOAD FROM ICE USED IN THE ORIGINAL CALCULATIONS =

$$V_I = 7.1 \text{ K/FT} \times 29 \text{ FT} = \underline{\underline{205.9 \text{ KIPS}}}$$

29 FT IS THE SPAN BETWEEN SPILLWAY BAYS.

NOTE:  $1 \text{ KN} \approx 0.225 \text{ KIPS}$

PAGE 28 OF ACRES CALCS FOUND  $W = DL + 0.25 LL$

DL = DEAD LOAD LL = LIVE LOAD

THE DL OF STRUCTURE (MASS CONC., CANOPY AND WALKWAY) CALCULATED BY ACRES ON PAGES 26 AND 27 APPEAR TO HAVE BEEN REVISED ON PAGE 40.

$$4169 \text{ KN VS } \underline{\underline{4813 \text{ KN} (1,083 \text{ KIPS})}}$$

THE LARGER DL APPEARS CORRECT BASED ON STRUCTURE DRAWINGS.

ACRES USE  $LL = WT \text{ OF WATER} \times 0.25$  TO CALCULATE  $W$ . THIS IS UNUSAL.

CONTINUED...

Contract/Client KIA ECOLOGY

Phase/Subject \_\_\_\_\_

Design Topic ZOSEL DAMMade By SEM Date 9/20 Checked By \_\_\_\_\_ Date \_\_\_\_\_ Page No. 2

COMPUTE THE LATERAL FORCE DUE TO EARTHQUAKE LOADS ON ZOSEL DAM

DAM IS ASSUMED TO BE RIGID NON-BUILDING STRUCTURE AND THEREFORE THE LATERAL FORCE IS:

$$V = 0.3 S_{DS} I W \quad (\text{ASCE 7-15, 4-5})$$

$S_{DS}$  = DESIGN RESPONSE ACCELERATION = 0.352  
 OBTAINED FROM SEISMIC MAPS.ORG (SEE OUTPUT SHEET)  
 (STRUCTURAL ENG. OF CA)  
 SITE CLASS II - STIFF SOIL ASSUMED...

$I$  = IMPORTANCE FACTOR = 1.25  
 BASED ON RISK CATEGORY III - FAILURE POSES RISK TO HUMAN LIFE

HENCE:  $V = 0.3 \times 0.352 \times 1.25 \times W$

$$\underline{V = 0.13 W} \quad \leftarrow$$

$W$  = WEIGHT OF STRUCTURE.

ACRES ORIGINAL CALCULATION (PAGE 28)  
 FOUND:

$$\underline{V = 0.055 W} \quad \leftarrow$$

HOWEVER, ACRES CONCLUDED THE LATERAL LOAD FROM ICE = 10,000 lb/ft IS GREATER THAN THAT OF EARTHQUAKE AND THEREFORE THE ICE LOAD GOVERNS.

CONTINUED...

Contract/Client WA ECOLOGY

Phase/Subject \_\_\_\_\_

Design Topic ZOSEL DAMMade By SEM Date 9/20 Checked By \_\_\_\_\_ Date \_\_\_\_\_ Page No. 3

$$IDL = 4569.89 \text{ kN} + 243 \text{ kN} = 4,812.9 \text{ kN} = 1083 \text{ KIP.}$$

$$\text{WATER WT (LL)} = 2044.3 \text{ kN} = 460 \text{ KIPS.}$$

FROM PAGE 40 ACRES CALCS.

USING ACRES' METHODOLOGY,

$$W = 1083 + 0.25 \times 460 = 1198 \text{ K}$$

$$V_E = 0.13 \times 1198 = \underline{156 \text{ K}} \quad \text{THIS IS MUCH LESS THAN LATERAL LOAD DUE TO ICE.}$$

COMPUTE HYDRODYNAMIC LOAD BASED ON USBR - DESIGN OF SMALL DAMS

$$\text{PRESSURE} = 0.875 \sqrt{h} \times a_g \quad h = \text{WATER DEPTH} = 7.5'$$

$$P_e = 0.875 \times 62.4 \times 7.5 \times 0.13 = 53.2 \text{ PSF/FT}$$

$$\text{FORCE} = \frac{2}{3} h \times P_e = \underline{267 \text{ lb/FT}} \quad (\text{SMALL})$$

TODAY, LAT. FORCE FROM EQ WOULD BE

$$V = 0.13 W \quad \text{WHERE } W = 1083 \text{ KIPS.}$$

$$\text{HENCE: } V = 141 \text{ K} \quad \text{THIS IS MUCH SMALLER THAN ICE LAT. LOAD.}$$

ACRES USED ICE LAT. LOAD TO DESIGN STEEL PILES FOR CONTROL STRUCTURE.  
CONCLUSION: CALCULATIONS DO NOT NEED TO BE UPDATED FOR HIGHER EQ. PAGES.



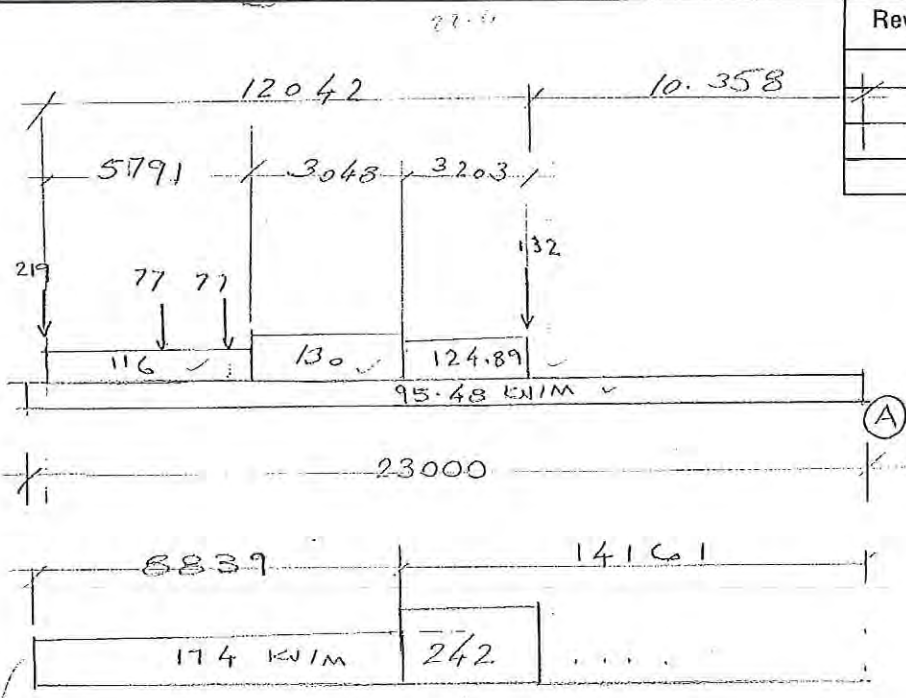
# Calculations

SUBJECT

Redesign

By \_\_\_\_\_ Date Nov 12/85 Project No. \_\_\_\_\_  
 Checked \_\_\_\_\_ Date \_\_\_\_\_ Calculation No. \_\_\_\_\_  
 Page 27 of \_\_\_\_\_

Rev	By	Checked



DL

$$\frac{25'}{3.28} \times 2.286 \times 10 = 174$$

$$\frac{25'}{3.28} \times 3.18 \times 10 = 242$$

$$\begin{aligned} \text{Total DL} &= 95.48 \times 23 + 116 \times 5.791 + 130 \times 3.048 \\ &\quad + 125 \times 3.203 \\ &= 2196 + 671.75 + 396.24 \\ &\quad + 400.37 = \underline{\underline{3664}} \text{ KN} \end{aligned}$$

$$\text{Canopy + Walkway} = 219 + 2 \times 77 + 132 = \underline{\underline{505}} \text{ KN}$$

$$\begin{aligned} \text{Water} &: 174 \times 8.839 = 1538 \text{ KN.} \\ &\quad 242 \times 3.203 = 775 \\ \text{or} &\quad \sim 174 \times 23 = 4002 \end{aligned}$$

$\begin{aligned} \Sigma V_1 &= 5707 \text{ KN} \\ &\quad 775 \\ \hline &= 6482 \text{ KN} \end{aligned}$	$\Sigma V_2 = 8171 \text{ KN}$
--	--------------------------------

$\frac{8171}{8.2} = 11 \text{ ft.}$   
 Bas



# Calculations

SUBJECT

By \_\_\_\_\_ Date \_\_\_\_\_ Project No. \_\_\_\_\_

Checked \_\_\_\_\_ Date \_\_\_\_\_ Calculation No. \_\_\_\_\_

Page 28 of \_\_\_\_\_

## Loads due to earthquake

Min. Lateral seismic force =  $V$

$$V = v \cdot S \cdot K \cdot I \cdot F \cdot W$$

$$v = \text{zonal velocity ratio} = .05$$

$$T = \text{fundamental period} = .09 h_n \sqrt{D_s} = .09 \times 10 \sqrt{22} = .19$$

$$\rightarrow S = .44 \quad \text{seismic response factor}$$

$$K = 1.3 \quad \text{numerical coeff.}$$

$$I = 1.3 \quad \text{Importance factor of the structure}$$

$$F = 1.5 \quad \text{Foundation factor}$$

$$V = .05 \times .44 \times 1.3 \times 1.3 \times 1.5 W = .055 W$$

$$W = DL + .25 LL$$

$$V = .055 (5019 + .25 \times 4002)$$

$$= .055 (6019.5)$$

$$= 331 \text{ kN.} \ll 104 \times 8.84 = 919.36 \text{ kN.}$$

Ice Load governs!



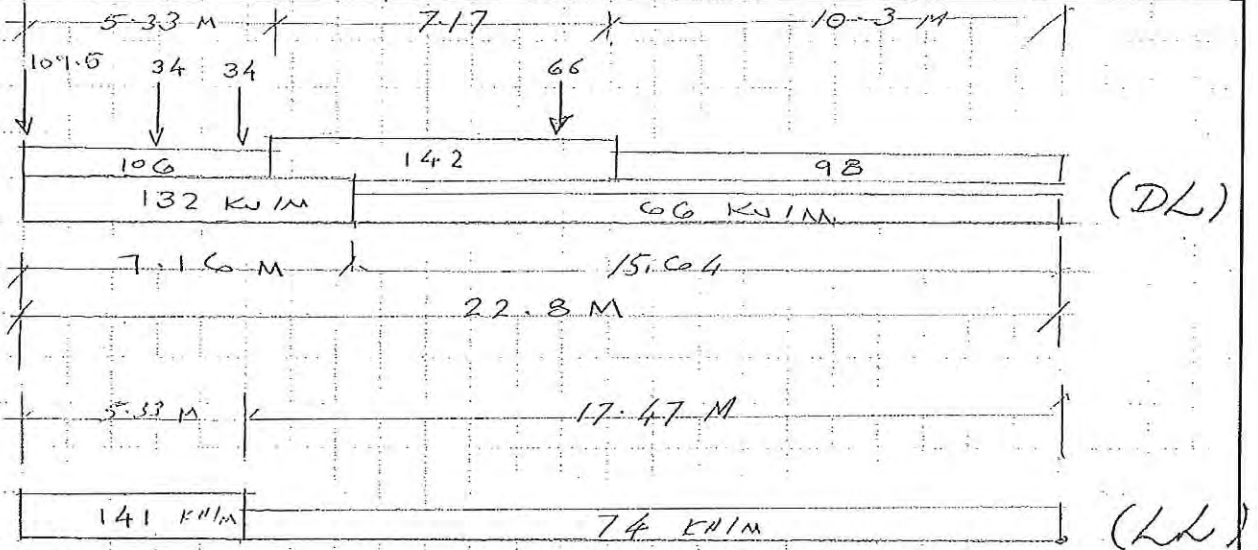
# Calculations

SUBJECT \_\_\_\_\_

By \_\_\_\_\_ Date \_\_\_\_\_ Project No. \_\_\_\_\_

Checked \_\_\_\_\_ Date \_\_\_\_\_ Calculation No. \_\_\_\_\_

Page 40 of \_\_\_\_\_



## Total Load

$$\begin{aligned}
 DL &= 132 \times 7.16 + 66 \times 15.64 + 106 \times 5.33 + 142 \times 7.17 \\
 &\quad + 98 \times 10.3 \\
 &= 945.12 + 1032.24 + 564.99 + 1018.14 \\
 &\quad + 1009.4 \\
 &= \underline{4569.88 \text{ KN}}
 \end{aligned}$$

$$\text{Canopy} + \text{Walkway} = 109.5 + 34 + 34 + 66 = 243 \text{ KN}$$

$$\begin{aligned}
 \text{Water} &= 141 \times 5.33 + 74 \times 17.47 = \underline{2044.3 \text{ KN}}
 \end{aligned}$$

$$\text{Total} = \underline{6614 \text{ KN}}$$

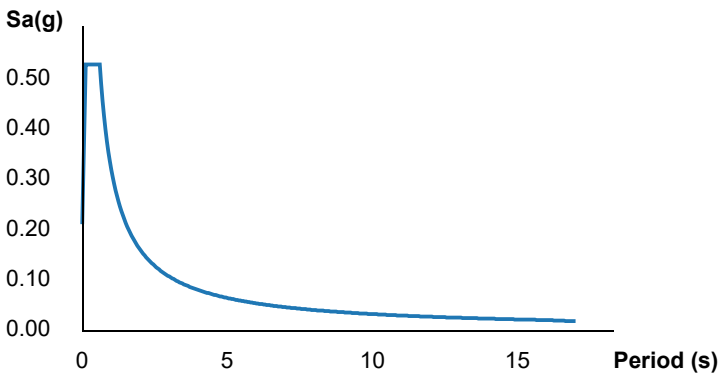


**Search Information**

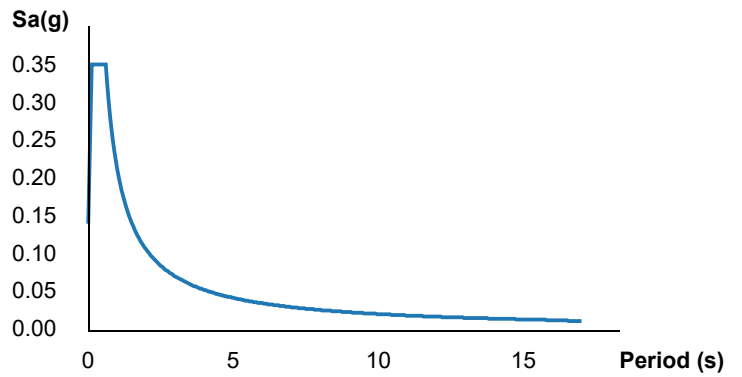
**Coordinates:** 48.93351, -119.419704  
**Elevation:** 909 ft  
**Timestamp:** 2020-12-16T21:45:15.166Z  
**Hazard Type:** Seismic  
**Reference Document:** ASCE7-16  
**Risk Category:** III  
**Site Class:** D



**MCE<sub>R</sub> Horizontal Response Spectrum**



**Design Horizontal Response Spectrum**



**Basic Parameters**

Name	Value	Description
S <sub>S</sub>	0.347	MCE <sub>R</sub> ground motion (period=0.2s)
S <sub>1</sub>	0.138	MCE <sub>R</sub> ground motion (period=1.0s)
S <sub>MS</sub>	0.529	Site-modified spectral acceleration value
S <sub>M1</sub>	0.32	Site-modified spectral acceleration value
S <sub>DS</sub>	0.352	Numeric seismic design value at 0.2s SA
S <sub>D1</sub>	0.213	Numeric seismic design value at 1.0s SA

**Additional Information**

Name	Value	Description
SDC	D	Seismic design category
F <sub>a</sub>	1.522	Site amplification factor at 0.2s
F <sub>v</sub>	2.325	Site amplification factor at 1.0s
CR <sub>S</sub>	0.911	Coefficient of risk (0.2s)

CR <sub>1</sub>	0.898	Coefficient of risk (1.0s)
PGA	0.156	MCE <sub>G</sub> peak ground acceleration
F <sub>PGA</sub>	1.489	Site amplification factor at PGA
PGA <sub>M</sub>	0.232	Site modified peak ground acceleration
T <sub>L</sub>	16	Long-period transition period (s)
SsRT	0.347	Probabilistic risk-targeted ground motion (0.2s)
SsUH	0.381	Factored uniform-hazard spectral acceleration (2% probability of exceedance in 50 years)
SsD	1.5	Factored deterministic acceleration value (0.2s)
S1RT	0.138	Probabilistic risk-targeted ground motion (1.0s)
S1UH	0.153	Factored uniform-hazard spectral acceleration (2% probability of exceedance in 50 years)
S1D	0.6	Factored deterministic acceleration value (1.0s)
PGAd	0.5	Factored deterministic acceleration value (PGA)

*The results indicated here DO NOT reflect any state or local amendments to the values or any delineation lines made during the building code adoption process. Users should confirm any output obtained from this tool with the local Authority Having Jurisdiction before proceeding with design.*

## Disclaimer

Hazard loads are provided by the U.S. Geological Survey [Seismic Design Web Services](#).

While the information presented on this website is believed to be correct, ATC and its sponsors and contributors assume no responsibility or liability for its accuracy. The material presented in the report should not be used or relied upon for any specific application without competent examination and verification of its accuracy, suitability and applicability by engineers or other licensed professionals. ATC does not intend that the use of this information replace the sound judgment of such competent professionals, having experience and knowledge in the field of practice, nor to substitute for the standard of care required of such professionals in interpreting and applying the results of the report provided by this website. Users of the information from this website assume all liability arising from such use. Use of the output of this website does not imply approval by the governing building code bodies responsible for building code approval and interpretation for the building site described by latitude/longitude location in the report.

Contract/Client ECOLOGY

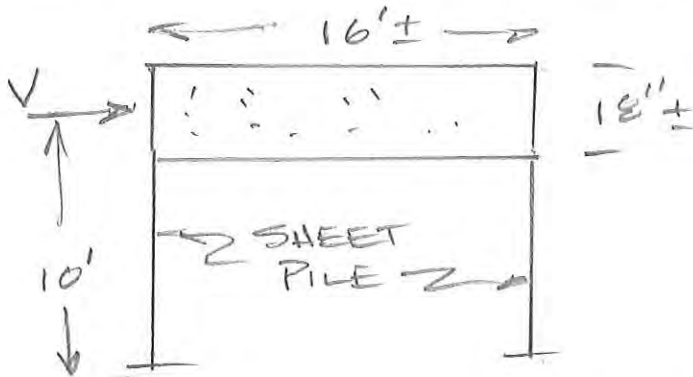
Phase/Subject \_\_\_\_\_

Design Topic ZOSEL DAM

Made By SEM Date 9/20 Checked By \_\_\_\_\_ Date \_\_\_\_\_ Page No. 1

OVERFLOW WEIR

EVALUATE EQ LOADS ON WEIR



CONC. WT =  
 $16 \times 1.5 \times 150 =$   
 $3600 \text{ lb/ft}$

$V = 0.13W \quad V = 0.13 \times 3600 = 468 \text{ lb/ft}$

HYDRODYNAMIC FORCE  $\approx 267 \text{ lb/ft}$  (SEE PREV. CALC)  
 ACTS  $\approx 2.5'$  ABOVE BASE

MOMENT =  $468 \times 10 + 267 \times 2.5 = 5348 \text{ lb-ft/ft}$

SHEET PILES ARE TIED TOGETHER BY SLAB AND FORM A DEEP BEAM.

MOMENT OF I =  $I + Ad^2 = (217.9 + 12.72 \times 96^2) \times 2EA$   
 $= 234,891 \text{ in}^4$

BENDING STRESS =  $\frac{M \times C}{I} = \frac{5348 \times 12 \text{ in/ft} \times 96 \text{ in}}{234,891}$

$f_b = \underline{26 \text{ PSI}}$  VERY LOW

FOR ICE, ASSUME MOMENT ARM =  $8'$   $\therefore M = 80,000 \text{ lb-ft}$

$f_b = \frac{80000 \times 12 \times 96}{234,891} = \underline{392 \text{ PSI}}$  LOW

# Appendix B

## Operation and Maintenance Review



To:	Scott Mahnken, P.E. EES Consulting	Project:	Zosel Dam - Assessment
From:	Donald Jarrett, P.E. McMillen Jacobs Associates	Cc:	File
Date:	October 6, 2020		
Subject:	Technical Memorandum No. 001 – Review of Zosel Dam O&M Information		

## 1.0 INTRODUCTION

The team of EES, McMillen Jacobs Associates (MJA) and Knight Const. & Supply, Inc. (Knight) was authorized to perform the engineering assessment of Zosel Dam by Washington Department of Ecology’s (Ecology) Consultant Services Agreement No. 2020-591 A(1). Task 8 of MJA Subconsulting Agreement requires our review of the Operations and Maintenance (O&M) documents for the project. In correspondence to Scott Mahnken (EES) from Joe Witczak Ecology clarified the expectation that the review would focus on the Operation Plan (1990) and O&M requirements that were made a part of the 2013 agreement with Oroville Tonasket Irrigation District (OTID) for the operation and maintenance of the project. It should be noted that other O&M documents were provided by Ecology, including 2011 O&M Gates Only (author unknown), 2011 Osoyoos O and M Plan (Jerry LaVassar) and 2011 Combined O&M Plan Osoyoos Dam Working Draft. We have included the review of the 2011 Gate Repair O&M Manual.

There are four spillway gates which are used at the dam to control the upstream Lake Osoyoos water surface elevation. Each spillway gate is approximately 25 feet long and 8 feet tall. These gates are a vertical lift roller gate that raises using two 3.5” diameter ACME screw stems. Each stem is located 10.5 feet from the center of the gate and is hoisted by a hydraulically powered bronze gear actuator. Each gate can travel 13.5 feet from fully closed to fully open. Each gate has a total of four wheels. Gate #1 can be heated electrically deicing in the winter. See Acres International control structure drawings for details.

The Project was constructed in 1986 in accordance with International Joint Commission (Commission) Order of Approval dated December 9, 1982. This is under the Boundary Waters Treaty Agreement of 1909. Under the Order of Approval, the Commission required that the spillway gates have the capacity to discharge at least 2500 cfs when the elevation of Osoyoos Lake is at 913 feet elevation and there is no appreciable backwater effect from the Similkameen River.

Operations and maintenance of the Project is covered under an Interagency Agreement (IAA) between the State of Washington, Department of Ecology (Ecology) and the Oroville Tonasket Irrigation District. Under this agreement OTID is responsible for operation of the Project. The agreement states that the Department of Ecology is responsible for all maintenance. The agreement notes that “OTID, within limitations on manpower and expertise shall provide maintenance as directed by Ecology in accordance with the operations and maintenance manual to be provided by Ecology.”

It should be noted that during the site visit (August 27, 2020) the OTID operator was not aware of any operations and maintenance manual. We did see some laminated O&M instructions that were prepared by Knight Construction from previous repair work on site.

### 1.1 Purpose

The purpose of the Technical Memorandum (TM) No. 001 is to summarize the review of the above referenced O&M documentation.

## 2.0 REFERENCE DOCUMENTS

Review comments concerning project operation and maintenance information presented within this TM were obtained from the following literature:

Subject	Literature Reference
Project Operating Procedures	Zosel Dam – Operating Procedures Plan, State of Washington, Department of Ecology, July 1990
Project Operation Agreement	Interagency Agreement between the State of Washington and Oroville Tonasket Irrigation District - 2013
Project O&M	2011 Lake Osoyoos Lift Gate Repair Operations and Maintenance Manual

## 3.0 O&M REVIEW COMMENTS

### 3.1 Review of Operating Procedures Plan, dated July 1990

The primary purpose of this Operating Procedure Plan (“Plan”) is to present project background, a project description and information relevant to the operation of the project. There is a detailed description of how to operate the original equipment installed in 1986. This Plan also contains an emergency plan, communications directory, data recording requirements, operating criteria/constraints, etc.

Beginning on page 45 a list of items requiring inspection and maintenance is provided including all mechanical and electrical equipment and structural components. Following this is a section on inspections and maintenance procedures; detailing weekly, monthly and annual inspections as well as reporting requirements. It seems clear that this Plan intended that OTID would perform these inspections and report any problems to Ecology.

Appendix C of the Plan references an Osoyoos Lake Control Structure Operations and maintenance manual. This manual is not a part of the document and has not been provided for review.

Appendix E of the Plan presents inspection check list for structural, mechanical and electrical project components.

This Plan notes, that Ecology is responsible for maintenance and that annual inspection reports will be made by Ecology as well. Reviewing the IAA (2013) with OTID the responsibility for performing routine maintenance is not well defined. In Appendix A of the IAA it states that “Ecology is responsible for all maintenance of Zosel Dam and that OTID, within the limitations of manpower and expertise, shall provide maintenance for Zosel Dam as directed by Ecology and in accordance with the Operations and Maintenance Manual provided by Ecology”.

There is a wealth of information contained in this document. This Plan does not provide guidance for operation for the spillway gates in response to inflows and target Osoyoos Lake elevations. Also, the Plan does not appear to define routine maintenance that should be performed by the operator of the Project (OTID).

See review comments on the Operating Procedures Plan attached to the end of this memorandum.

### **3.2 Review of IAA O&M Requirements (Appendix A)**

According to the IAA operation and maintenance of the Zosel Dam will be as directed by Ecology. Appendix A of the IAA provides Operation and Maintenance Requirements (Appendix A) for the Zosel Dam. Appendix A has a section of “annual operations” which is descriptive of the required water surface elevations of Osoyoos Lake by months for normal water years and drought years. The annual operation only describes the goals for the Osoyoos Lake elevations, there is nothing provided to indicate what spillway gates should be operated and what amount the gates should be open for any given inflow to the project. From our conversation with the OTID dam operator, Derek Mendoza, operation of the project appears to be largely based on experience. Typically, we would expect to see spillway gate operation to be guided by hydraulic studies and documented to provide guidance to the operators. Such guidance would usually be updated over time based on experience and changing conditions. We consider such documentation critical for the purpose of training new operations personnel given that older personnel are retiring and it important to capture their knowledge.

Appendix A of the IAA also contains a section on maintenance. Again, it is made clear that Ecology is responsible for maintenance. OTID is to provide maintenance as directed by Ecology, within the limitations of its expertise and in accordance with the Operations and Maintenance Manual to be provided by Ecology. OTID may recommend repair or replacement work, however Ecology must approve such work in advance.

It is unclear to MJA (this reviewer) what operations and maintenance manual is being referred to in the appendix (note there several “operation and maintenance manuals”) but the OTID operator is unaware of any manual. We further note that periodic inspection reports (including 2014) have recommended an updated Operations and Maintenance be prepared.

Appendix A references OTID as responsible for “general maintenance” and notes that OTID will keep a log of all significant operational steps taken, maintenance performed and any unusual event. In our discussion with the OTID operator there is no logbook documenting any of these requirements. We did see a clipboard were spillway gate operations were being recorded.

Appendix A contains tables with maintenance tasks and in some cases, frequency of maintenance. There are no forms that have been developed for documenting routine maintenance nor any protocol for reporting maintenance to Ecology that we could determine.

See review comments on the IAA attached to the end of this memorandum.

### **3.3 Review of 2011 Lake Osoyoos Lift Gate Repair O&M Manual**

This manual included information about grease for the gate stems; the Rotork gearbox; the hydraulic motor; bellows covers; test reports following repairs; pictures and new operational

guidelines. The operation guidelines include specifics about the operation of the spillway gates following the repair work. The manual provides guidance about frequency of maintenance for the hydraulic system filters; frequency of greasing the gate stems and inspection of spillway operating equipment. The manual also provides a recommendation for annual testing of the spillway gates.

#### 4.0 O&M MANUAL RECOMMENDATIONS

Based on our review of the O&M documentation provided, we offer the following comments:

1. Ecology has not implemented recommendations by its own staff concerning the need for need for edits to the 1990 O&M Plan (reference: 2011- Jerry’s review of 1990 O&M Plan, etc.).
2. Operation procedures lack specifics about spillway gate operations. Spillway gate operations should be guided with tables showing which gate or gates should be opened for a given inflow. Operations procedures should be revised periodically based on experience.
3. Maintenance responsibilities are not well defined. Routine maintenance should be performed by OTID. Major maintenance and repair work will need to be contracted by Ecology.
4. Ecology should be more involved in the maintenance management of the project; this is especially true as the project ages and needs more attention.
5. OTID operator should receive formal training using an O&M manual and hands on training. Documentation should be maintained about initial training and retesting to verify an understanding of routine and emergency operations as well as ability to perform routine maintenance.
6. OTID needs an O&M Plan that is kept at the project for handy reference.
7. OTID should be involved in developing a new O&M Plan.
8. A new Project Operation Plan needs to be developed which documents spillway gate operation as a function of inflows. This document needs to be a “living” document which is updated by Ecology and the operator annually based on experience. Ecology and the operator should meet annually to make revisions as necessary.
9. A new Maintenance Plan should be developed which has specific maintenance frequency recommendations for each project component. Forms should be developed to document the maintenance performed (routine maintenance documented by the operator and major maintenance should be documented by Ecology). Consideration should be given to maintenance being scheduled, tracked and documented using a computer maintenance management system.

We recommend a request for proposals be issued for the development of a new O&M manual and include a training component. The OTID operator (Derek) is a relatively new hire who has apparently not received any formal training on routine maintenance and is dependent on his supervisor for guidance operations (making spillway gate change).


We anticipate that a new O&M manual with 3-days field instruction would cost approximately \$25,000.



# ZOSEL DAM

## OPERATING PROCEDURES PLAN

Review Comments



STATE OF WASHINGTON  
DEPARTMENT OF ECOLOGY

JULY, 1990

Zosel Dam  
International Osoyoos Lake Control Structure

Operating Procedures Plan

State of Washington

Department of Ecology

July 1990



No evidence  
document has ever  
been revised.

Key Zosel Dam Data

Constructed: 1986

Number of Gates: 4

Gate Size: 25 feet x 8 feet

Gate Type: Vertical lift

Structure Length: 370 feet (200 feet is overflow weir)

Elevations:

Upstream spillway: 906.0 feet

Downstream spillway: 905.0 feet

Overflow weir: 913.0 feet

East bank sheetpile wall: 913.0 feet

West bank sheetpile wall: 918.0 feet

## I. EMERGENCY PLAN

### A. Responsibilities and Procedures

#### 1. Oroville-Tonasket Irrigation District (OTID)

In the event of an emergency affecting Zosel Dam, it is the responsibility of the OTID manager to perform the following:

- a. Identify the emergency situation;
- b. Make a decision to first contact either the
  - (1) Department of Ecology, Water Resources Program,
  - (2) Okanogan County Sheriff,
  - (3) Other local authorities;
- c. Determine actions to take with Ecology's assistance;
- d. Follow instructions;
- e. Maintain contact with Ecology (if necessary, enlist help to remain at communications source or to relay information).

#### 2. Washington State Department of Ecology (Ecology)

It is the responsibility of Ecology's project manager and staff to perform the following:

- a. Determine the severity of the emergency;
- b. Instruct the OTID manager regarding immediate corrective or preventive action to take;
- c. Initiate any actions to be taken by the Department of Ecology, Water Resources Program.
- d. Apprise a member of the Osoyoos Lake Board of Control about the situation as soon as possible.

#### 3. Training

Ecology personnel will provide annual training for the OTID manager and other operators of Zosel Dam to assist them to monitor and evaluate an emergency situation at the dam.

### B. Emergency Situations

#### 1. Failure or Impending Failure of the Dam/Excessive Release Procedures

If the dam is failing or failure is impending and/or excessive releases are anticipated, immediately inform downstream towns and homes in the flood plain by the following procedures:

Revise to reflect current  
EAP

## II. COMMUNICATIONS DIRECTORY

Ecology is responsible to provide all copies of this operations manual with changes in these telephone numbers necessary to keep these lists current.

### A. Emergency Communications

The following is a list of emergency telephone numbers.

<u>Contact</u>	<u>Phone #</u>
<u>Ambulance</u>	
Oroville, Emergency	911
<u>Department of Ecology, Water Resources Program</u>	
Project Manager, George Krill	W(206)-459-6119 H(206)-582-0126
Project Engineer, Ray Newkirk	W(206)-459-6165 H(206)-456-8316
<u>Electrical Power</u>	
PUD of Okanogan County, Business Hours	(509)-422-3310
" " " , Weekend/Holidays	1-800-922-7011
<u>Fire</u>	
Oroville Fire Department, Emergency	911
" " @ " , Business	(509)-476-2913
<u>Flood</u>	
Oroville Town Hall	(509)-476-2926
Bureau of Reclamation, Oroville	(509)-476-2941
Osoyoos Lake State Park, Assistant Manager	(509)-476-3101
Okanogan Co. Dept. of Emergency Management	(509)-422-2892
<u>Police</u>	
Oroville Police, Emergency	911
" " Business	(509)-476-2913
Okanogan County Sheriff, Emergency	911
" " " "	1-800-572-6604
" " " Business	(509)-422-6778
" " " "	(509)-422-3130
Washington State Patrol(Omak)	(509)-422-3800
<u>Province of British Columbia</u>	
Engineer	(604)-493-8261
<u>Oroville-Tonasket Irrigation District</u>	
District Manager, Dennis Burton	W(509)-476-3696 H(509)-486-4508
<u>Wildlife &amp; Fisheries</u>	
Washington State Department of Wildlife, Okanogan	(509)-826-0200
Washington State Department of Fisheries, Regional Habitat Manager, Wenatchee, Bill Zook	W(509)-662-0503 H(509)-662-2178

#### IV. AUTHORITIES, AGREEMENTS & RESPONSIBILITIES

##### A. Operation and Attendance

The operation of Zosel Dam is the responsibility of the State of Washington Department of Ecology, Water Resources Program. The Dam's operation shall be performed according to the International Joint Commission Order of 1982 and Supplement of 1985. The IJC Order is in **Appendix A**.

An agreement was executed in 1989 between Ecology and the Oroville-Tonasket Irrigation District (OTID) as to the operation and attendance of the dam. OTID shall operate Zosel Dam as directed by Ecology according to The Agreement Between State of Washington Department of Ecology and the Oroville-Tonasket Irrigation District. This agreement is in **Appendix B**. This agreement will be renewed annually.

##### B. Communications

The primary communication between OTID and Ecology is by telephone.

Osoyoos Lake surface elevations, inflow to the lake from the Okanagan River in Canada, and outflow (flow through the Zosel Dam) information are available from B.C. Ministry of Environment and USGS gages on a demand basis.

Refer to the Communications Directory in section II. B. for telephone numbers.

##### C. Cooperation With Other Agencies

###### 1. Board of Control

In accordance with the IJC Order the International Osoyoos Lake Board of Control was created to ensure compliance with the provisions of the Order. Ecology shall operate the control works and regulate Osoyoos Lake elevations in accord with provisions of the Order and shall maintain the works in a manner satisfactory to the Board of Control. Telephone communication is available between the Secretary of the United States section of the Board of Control and Ecology, Water Resources Program, for day to day issues, information, verbal approvals, etc.

###### 2. Ministry of Environment

In 1980, a cooperation plan for Osoyoos Lake levels and trans-border flows were agreed upon by the Washington State Department of Ecology and the Province of British Columbia Ministry of Environment. This agreement is in Appendix B. Open communication lines by telephone are maintained for consultation and information between the OTID, Ecology, and the Ministry of Environment, B.C.

No updates to OTID agreement included

OPERATING LOG OSOYOOS LAKE CONTROL STRUCTURE		
MONTH _____ YEAR _____		
DATE	TIME (Hour)	ENTRIES
		This form was not available at the project site visit in August 2020.

Figure #5 Operating log form for monthly reports of the operation of Osoyoos Lake Control Structure

The gallery with the gate actuators extends east above the spillways, with the emergency generator located at the end of the gallery above the east fishway. Hanging under the upper level are the two stoplog hoists, and located in the lower level are two dewatering pumps. This section of the manual is a description of these devices and their operation and maintenance.

1. **Motor Control Center**

a. **Instruments and Function**

No inspection/testing or maintenance instructions?

Power for all of the electrical equipment is controlled from the MCC (see **Figure #9**). Low voltage is fed to the MCC from the transformer at 918 ft elevation. This transformer is the property of the Okanogan PUD, and is rated at 225 kv, 13.2 kvolts/480-277 volts, 3 phase, 60 cycles. The MCC is divided into two main sections. One section has a 600 amp bus that powers hydraulic pump #1, dewatering pumps #1 and #2, the upstream stoplog hoist and a 30 circuit 3 phase, 4 wire, 480-270 volt, 400 amp power panel for the gate and guide heaters. The other section has a 600 amp bus with a manual switch to the emergency generator. This bus powers hydraulic pump #2, the downstream stoplog hoist, and a 3 phase, 480 volt/208-120 volt, 30 kv transformer to provide 208-120 volts to a 3 phase, 4 wire, 225 amp, 36 circuit lighting panel.

2. **Instrument Panel**

This panel is no longer functional

a. **Instruments and Function**

The instrument panel contains a water temperature indicator, an air temperature indicator, upstream and downstream water depth indicators and recorder, and a gate position recorder. The water level indicators allow control of head and tail water levels.

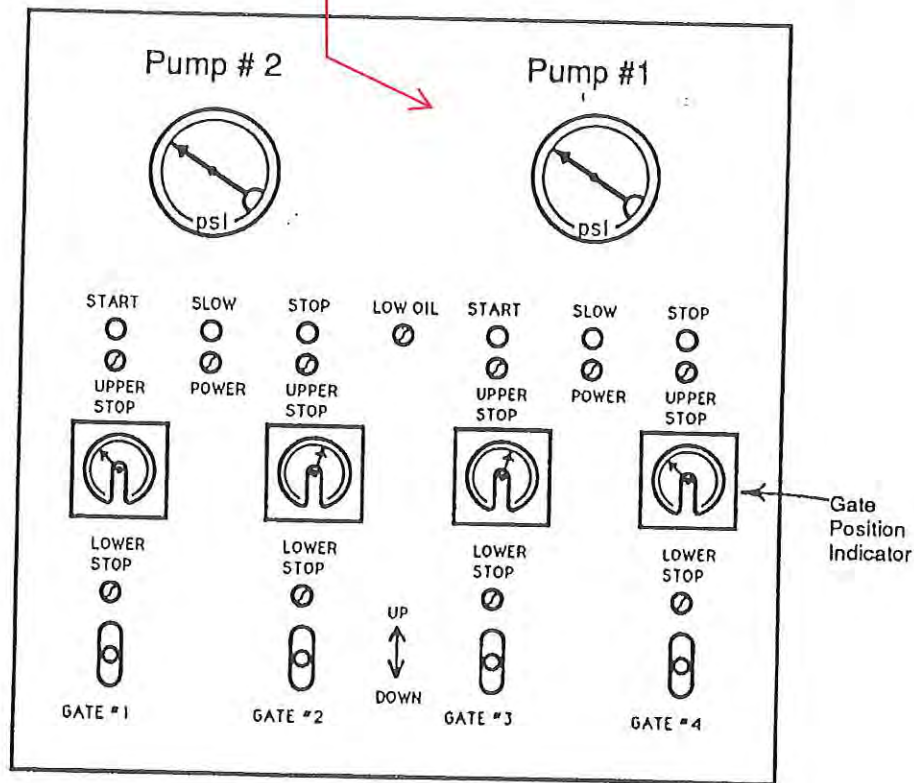
(1) **Air and water temperature indicators**

The temperature sensors have an accuracy of 1.0 deg F with a water temperature range of 25 to 60 deg F and an air temperature range of - 40 to 130 deg F. These sensors work in conjunction with the gate and guide heating control system, so the nominal thermostat setting of 33 deg F for water temperature and 25 deg F for air temperature should be set on the indicators. There is a continuous digital readout of the sensors at the instrument panel.

(2) **Water depth indicators**

The water depth indicators have an accuracy of  $\pm 0.5\%$  over a range of 20 ft depth. The upstream depth sensor is located on the west bank log boom anchor, and the downstream water sensor is located on the south end of the west bank sheet pile. Also, a

Control desk instrumentation has been modified. This should be updated.



Control Desk Instruments Layout

Figure #10 Plan view of the control desk instruments layout.



activate the slower speed, press the slow button while operating the toggle lever.

- (j) Upon completion of moving a gate(s) deactivate the pump(s) by turning off the breaker switch on the MCC.

Forms should be developed as documentation of the maintenance

c. Maintenance

Need a run time meter

- (1) Change return-flow filters after the first 20 hours of operation of the hydraulic system and then every 200 hours or as required by indicators. Return filter replacement is type MPS-100-15P10-AGVR.
- (2) Check fluid level in reservoir regularly and ensure oil is visible in sight gage at all times. If oil is low, replace through filler breather assembly. Oil type: Mobile Hydroul 56 weight.
- (3) Ensure that heater thermostats are set at desired oil tank temperatures when in operation.
- (4) Repair any leaks from piping connections immediately, as contamination can enter through any area that is leaking.
- (5) Gear actuators are sealed units, and require no lubrication.
- (6) Grease stems at least once per year or more often, depending on usage and level of water above the gate.
- (7) Unscrew stem covers on occasion to free and lubricate pipe threading.
- (8) Grease pillow blocks as usage requires.
- (9) Inspect and lubricate if required, all drive couplings.
- (10) Inspect and grease spillway gate wheels as needed.
- (11) Inspect and replace stem dust covers if torn.

4. Manual and Emergency Gate Operation

a. Equipment and Function

(1) Hand crank and power wrench

In the event that the hydraulic system has failed during a critical need to adjust the position of the spillway gates, a hand crank allows for the manual operation of the gates. Also, temporary drive can be obtained from a heavy duty electric power wrench specially adapted for turning the gear nut. However, limit the period of continuous operation of

vandalism. The breaker switches are located on the MCC panel.

- (d) Pendant control functions are controlled by a safety switch on the pendant.
- (e) Do not stand under the load during the operation of the hoist.
- (f) Do not allow the hoist to be used beyond its rated capacity or to pull loads sideways.

**(2) Procedure**

- (a) Activate safety switch at hoist(s) pendant.
- (b) Activate power to the hoist at the MCC.
- (c) To remove a stoplog, position the travelling crane directly overhead and lower the follower (grapple hooks) to engage the stoplog. Use the tiller rope to position the hooks as they enter the stoplog. Releasing the tiller rope will then permit the hooks to latch. Raise the stoplog clear of the deck before transporting it to another bay or to the stoplog vault.
- (d) To install a stoplog, carefully position the travelling crane so that the stoplog guides are aligned with the slot rails. Misalignment could result in damage to the pier or to the guides. Lower the stoplog slowly until proper entry into the slots is assured. After installing a stoplog, remove the follower and return it to the area above the vault deck.
- (e) Deactivate the power to the hoist at the MCC.
- (f) Deactivate the safety switch at the hoist(s).
- (g) Padlock

Inspection should be performed prior to use by a qualified person in accordance with state law.

**c. Maintenance**

- (1) Inspect the rope regularly, and when the number of torn strands exceeds safety regulations discard it. Keep a spare rope in supply. Rope type 35 m, 10 mm Starlift wire-rope, non-rotating, core lubricated. Replace the rope as specified in the operator's manual in Appendix C or have the supply replace it.
- (2) Periodically check the hook for cracks and deformation.

**6. Standby Generator**

**a. Instruments and Function**

Generator does not  
build voltage (August  
2020 site visit)

The standby power system is comprised of a Mitsubishi 4D31-TM diesel engine, a Newage Stamford SC244c generator, a Pryoco Day Tank: Model PY100 fuel tank, and a battery charger. The engine is equipped with stop switches for low oil pressure, high water temperature and fast speeds. The generator is 45 kW, 480 volt, 3 phase, 60 hz with a 0.8 pf. The fuel tank is 100 gallons and will last 24 hours with a 30 kW load.

**b. Operation**

**(1) Safety**

- (a) Do not remove cover of generator control panel or breaker box, as they carry 480 volts.
- (b) The generator shall be started with no load. Do not throw the manual transfer switch to "emergency" before starting generator.
- (c) The generator has safety switches so that it will not run when there is low oil pressure, high water temperature, or high speed.

**(2) Procedure**

- (a) Press the "preheat" button on generator control panel.
- (b) Press "oil bypass" and "hold" during start.
- (c) Turn start switch to "crank" position. Once the engine starts, observe the oil pressure gage and when it shows oil pressure buildup, release the bypass switch. Check to see that the voltmeter reads 480 kva, the frequency meter reads 6.2 hertz, and the ammeter shows the battery is charging. Ensure that the main breaker is closed.
- (d) If the generator shuts down automatically, check for low oil or low water levels. Then try to restart by first returning "start" switch to "off" and repeating steps 1, 2, and 3. Step 1 may not be required.
- (e) Locate the "manual transfer" switch on the MCC, and throw the switch to the "emergency" position.
- (f) To shut down the generator, turn the key to "stop".
- (g) Return the manual transfer switch on the MCC to the "normal" position.

Unit maintenance should be performed annually by a qualified mechanic.

Unit is currently not functioning.

Maintenance should be documented on forms.

**c. Maintenance**

- (1) Operate engine under no load once a week for 10 minutes.
- (2) Check battery charge weekly for operation.
- (3) Check oil weekly and add oil if needed. Oil type: DELO 400-30w
- (4) Operate engine under a load once a month for 30 minutes.
- (5) Replace engine oil annually.
- (6) For complete recommended engine maintenance, see Mitsubishi Maintenance Manual, chapter 11, "Standby Engine Maintenance Standards Charts".

**7. Dewatering Pumps**

**a. Instruments and Function**

Two 500-gpm(US) dewatering pumps are used to dewater the fishways or gate bay that has been closed by the stoplogs. The pumps have a total discharge head of 30 ft and are pedestal mounted with a 19 ft shaft. The pumps are 7.5 hp 1750 rpm, 480 volts, 3 phase and 60 hz. They are equipped with switches which stop automatically under high temperatures. The shaft support bearings and impeller bearings are force-lubricated with an oil economizer.

**b. Operation**

**(1) Safety**

- (a) Normally, the sump pumps will be deactivated with the breaker switch at the MCC. As no directional control valve has been incorporated in the sump discharge pipeline, there may be some water syphoned from the outflow in the fishpass to the sump when the pumps are not operating. Unless deactivated, the sump pumps will therefore operate more frequently than is desirable.
- (b) Personnel shall not enter the sump when the pumps are energized.

**(2) Procedure**

- (a) Install downstream stoplogs in the gate bay to be dewatered, or seal off fishpass by installing upstream and downstream slide gates stored in the vault.

- (b) Close gate or install upstream stoplogs as required.
- (c) Open the appropriate butterfly valve on the dewatering pipeline.
- (d) Activate the sump pumps at the MCC. Note: When switched to the "Automatic" setting, the sump pumps are controlled by an alternator which provides alternating pump startup for pump longevity.
- (e) Complete dewatering of the gate bay will require the use of a portable sump pump.
- (f) On completion, deactivate the sump pumps, close the butterfly valve and remove stoplogs or slide gates.

**c. Maintenance**

Need run time meter.  
Forms should be developed to document maintenance.

- (1) The lower head bearing on the sump pumps requires lubrication. Lubricating can be accomplished by using the zerk in the lower head assembly. Under dry conditions lubricate every 4,000 hrs of running time or every 6 to 12 months. Under wet conditions lubricate every 2,000 hrs of running time or every 4 to 6 months.
- (2) Sleeve bearings require lubrication every 20 hours of running time. The zerk fitting(s) are located on the pump base.
- (3) Start the dewatering pumps at least once every 60 days to ensure that they work properly and to flush out the pipe lines.

**8. Gate and Guide Heaters**

**a. Instruments and Function**

**(1) Vertical and horizontal heaters**

Sluice gate #1 and its guides are equipped with heaters. There are 18 vertical upstream heaters, 18 vertical downstream heaters, and 2 horizontal bottom heaters in the gate. The vertical heaters are in groups of three. Each vertical heater is 3.5 ft long and requires 688 Watts at 270 volts. The horizontal heaters are 23 ft long and require 5000 Watts at 480 volts. There are five heaters in each guide. Each guide heater is 10.5 ft long and requires 2058 Watts at 277 volts.

There is no evidence of the heaters being checked out by an electrician. Form c. should be developed to document inspection and maintenance.

**Maintenance**

- (1) If any heater has a sufficient ground fault current, the heater element will either burn out, leaving an open circuit to the group, or the circuit breakers will trip-out on over-load. If an open circuit is left to the group, then the group will be inoperative. An annual load test shall be carried out by a qualified electrician prior to the cold season to ensure that no heaters are burned out. The load current reading shall comply with Table #2.
- (2) Request replacement heaters in accordance with the as-built lengths.

Table #2 Loads on the Gate and Guide Heaters.

Total Load(amps)			Ave Load(amps)	Volts	kW
Phases			54	480	49.05
A	B	C			
42	51	84			

Gate Load(amps)				Guide Load(amps)			
Phases				Phases			
A	B	C	Stage	A	B	C	Stage
0	17	17	1	14	14	14	1
4	17	23	2	14	14	14	2
14	24	30	3	13	13	13	3
21	30	37	4	13	13	13	4
29	38	44	5	13	13	13	5
29	38	44	6	13	13	40	6

**C. Inspection and Maintenance of Zosel Dam**

**1. Items Requiring Inspection and Maintenance**

The following items require inspection and maintenance:

- a. Mechanical and Electrical
  - (1) Standby Generator
  - (2) Hydraulic System
  - (3) Stoplog Hoists
  - (4) Dewatering Pumps
  - (5) Gate and Guide Heaters
- b. Structural
  - (1) Log Boom
  - (2) Fishways
  - (3) Gates
  - (4) Security Fence
  - (5) Structural Integrity

**2. Inspections and Maintenance Procedures**

- a. Mechanical and Electrical

Forms are needed to document inspections are performed and document the result of the inspection. There is no evidence that these inspections are being performed (except some documentation of annual inspections by Ecology).

(1) **Weekly inspection**

To ensure continuous, dependable operation of Zosel Dam, maintain the items of section VII. C. 1. a. in good working condition at all times. Perform a weekly routine surveillance of the mechanical and electrical items. This surveillance consists of a brief visual examination of each item, especially the equipment that is exposed to potential vandalism.

(2) **Monthly inspection**

Operate the standby generator and hydraulic system at least monthly, and report their performance in the Operations Log at VI. B. 2.

(3) **Annual inspection**

Perform as specified the maintenance procedures for each mechanical and electrical item given in detail in section VII. B. under the name of the item. Fill out the inspection checklist in Appendix E. annually to document the inspection and maintenance of each item.

(4) **Reporting**

Immediately report any problem or unusual condition observed during these inspections to Ecology's Water Resource Program.

**b. Structural**

(1) **Weekly inspection**

Perform routine surveillance of the structure at least weekly. This surveillance consists of a brief visual examination of the structure, and will serve to identify any obvious problems that may have developed.

(2) **Annual inspection**

Perform a detailed visual inspection of the dam annually. This annual inspection entails a close examination of the dam, spillway, fishway, and weir. An Ecology engineer shall examine the dam for trash, cracking, leaks, and erosion. Use the inspection checklist in Appendix E. Remove any trash buildup. Address any problems or unusual conditions observed during these inspections.

(3) **Five to seven year inspection**

A 5 to 7 year inspection of the gates by Ecology's Dam Safety Section, shall include operating the

gates through a complete cycle, after the stoplogs have been placed in the upstream and downstream guides. The dam operator should perform this same inspection every 2 to 3 years. Inspection reports will be on file at Ecology's Water Resources Program office in Olympia, WA.

### **3. Maintenance Responsibilities**

Ecology is responsible for maintaining the dam. The annual inspections reports shall be made by Ecology. Report any problems regarding dam safety to Ecology's Dam Safety Section.

Ecology is mandated to maintain the works in a manner satisfactory to the Board of Control (Reference IJC Order, Condition #15). If there is a mechanical or electrical problem, Ecology may consult the supplier, or qualified personnel to perform repairs (see Suppliers Directory in II. C.).



the oil to start flowing to and from the control desk. Pressure may be up to main relief valve setting (1000 psi) to move cold oil from lines. This pressure then should drop to normal neutral pressure of approximately 100 psi.

- e. Once oil has been circulated between power unit and control desk for about 5 to 10 minutes, the process of circulating oil between the control desk and individual hydraulic motors can proceed. Close ball valves at each pressure port of desired hydraulic motor, and open bypass valves. Select toggle lever on control desk for desired motor, and push to "raise" position. Hold in position and check pressure reading at control desk. Again, pressure may climb to main relief valve setting until cold oil in lines move to tank, after which pressure should again drop to normal circulating pressure of approximately 300 psi. Select toggle lever in both "raise" and "lower" positions a few times for at least 2 minutes each.
- f. Repeat step (e) for other hydraulic motors.
- g. Once lines have been cleaned of cold oil, close bypass ball valves and open motor pressure port ball valves on desired motors.
- h. Use the toggle lever to raise and lower the gate. It is recommended to operate the toggle lever at ½ position which is ½ of the operating speed. The operating pressure with this ½ position should not exceed 600 psi. This operating speed will increase output nut life considerably and reduce heat in the actuators. In emergency situations, system can be run at full speed for short periods of time (60 seconds maximum) if needed. When operating one gate for ½ cycle (raise or lower once) allow that gate actuator to cool for 30 minutes before proceeding with the next ½ cycle.
- i. If pressure required to break motor out is now higher than the main relief setting, try jogging the motor by selecting raise and lower positions with 2 to 3 second intervals. Repeat this action about 12 times or until motor breaks free and gate raises or lowers.
- j. The gate position can be monitored from the control desk with the percentage gate position gages. There is an upper and lower stop light that indicates when the gate is in the open (top) and closed (bottom) positions. As soon as the indicator light illuminates, release the toggle lever to stop gate movement. Movement on some gates are restricted because of added conduit by the fisheries agencies. A spotter needs to be utilized and positioned on the spillway deck near the operating gate and be in communication with the gate operator to ensure that no damage is caused to the gate and the conduit.
- k. Upon completion of moving gate(s), deactivate the pump(s) by turning off the breaker switch on the Motor Control Center (MCC).

### III. MAINTENANCE

- a. Change return-flow filters every 200 hours or as required by indicators. Return filter replacement is type MPS-100-15P10-AGVR.
- b. Check fluid level in reservoir regularly and ensure oil is visible in sight gage at all times. If oil is low, replace through filler breather assembly. Oil type is Mobile Hydraulic Oil 56 weight.
- c. Ensure that heater thermostats are set at desired oil tank temperatures when in operation.
- d. Repair any leaks from piping connections immediately, as contamination can enter through any

oil analysis should be performed on an annual basis (or longer interval after initial testing)

is there a run time meter?

verify callout for oil

- area that is leaking.
- e. Gear actuators are sealed units and require no lubrication.
  - f. Grease stems at least once per year or more often, depending on usage and level of water behind the gate. These procedures need to be followed to grease the stems:
    - 1) Raise gate to highest safe operating position.
    - 2) Loosen hose clamps on the rubber coupler above the stem actuators on the stem covers.
    - 3) Slide the coupler away from the inspection hole.
    - 4) Use a small paint brush (stiff bristle) and apply the Schaeffer#221 Moly Ultra EP to the Acme threads as the gate is being lowered.
    - 5) Be sure all threads are coated evenly, full length of the stem travel.
    - 6) Reinstall rubber coupler to original position to prevent dust from entering the stem cover tube.
    - 7) Tighten hose clamps.
  - g. Inspect bellows covers to ensure they are secured properly at the top and bottom. The bellows covers also need to be inspected for rips and tears. If damage is found, repair immediately to ensure that no dust, dirt and other debris is in contact with the Acme screw threads.
  - h. Grease pillow blocks as usage requires.
  - i. Inspect and lubricate if required, all drive couplings.
  - j. Inspect and grease spillway gate wheels as needed.
  - k. Inspect and replace stem dust covers if torn.
- clarify the criteria.*
- what is the criteria?  
recommend annual or other criteria.*
- what is the criteria?  
recommend annual or other interval.*

#### IV. ANNUAL TESTING

- a. The gates need to be actuated at least 10 feet opened and 10 feet closed (as a full cycle) once a year to verify gate operational readiness.
  - b. Each gate needs to be opened to 10 foot minimum open position and stopped with a delay of 30 minutes to allow for cooling of the actuation mechanism.
  - c. Finish this testing by full closing the gate. Note: Annual lubricating of Acme thread stems may be done at this time.
  - d. Inspection during actuation is as follows:
    - 1) Verify lower limit indicator light is working properly.
    - 2) Verify gate position is resting on the sill.
- there should be an annual check of instrumentation (gate position, etc.) to determine if it is working properly.*

## II. SAFETY

Add PPE  
recommendations

- a. Safe use of the stoplog hoists requires two operators: one operator to operate the hoist and assist the other in guiding the follower and stoplog.
- ~~b. Safe use of the stoplog hoists requires two operators: one operator to operate the hoist and assist the other in guiding the follower and stoplog.~~
- c. Take care to avoid excessive slack in the winch cables during operation of the hoist, as this could result in the cables being fouled on the grooved winch drums.
- d. Deactivate power to the stoplog hoists when they are not in use to prevent accidents or vandalism. The breaker switches are located on the Motor Control Center (MCC) panel.
- e. Pendant control functions are controlled by a safety switch on the pendant.
- f. Do not stand under the load during the operation of the hoist.
- g. Do not allow the hoist to be used beyond its rated capacity or to pull loads sideways.

## III. PROCEDURE

- a. Activate safety switch at hoist(s) pendant.
- b. Activate power to the hoist at the Motor Control Center (MCC).
- c. To remove a stoplog, position the travelling crane directly overhead and lower the follower (grapple hooks) to engage the stoplog. Use the tiller rope to position the hooks as they enter the stoplog. Releasing the tiller rope will then permit the hooks to latch. Raise the stoplog clear of the deck before transporting it to another bay or to the stoplog vault.
- d. To install a stoplog, carefully position the travelling crane so that the stoplog guides are aligned with the slot rails. Misalignment could result in damage to the pier or to the guides. Lower the stoplog slowly until proper entry into the slots is assured. After installing a stoplog, remove the follower and return it to the area above the vault deck.
- e. Deactivate the power to the hoist at the Motor Control Center (MCC).
- f. Deactivate the safety switch at the hoist(s).
- g. Padlock

generally procedure  
would benefit from  
photos on equipment  
w/ descriptive labels

## IV. MAINTENANCE

- a. Inspect the rope regularly, and when the number of torn strands exceeds safety regulations discard it. Keep a spare rope in supply. Rope type 35 m, 10 mm Starlift wire-rope, non-rotating, core lubricated.
- b. Periodically check the hook for cracks and deformation.

quantify this  
requirement

review callout, likely  
should be something  
like 10 mm 7x19 SS  
non-rotating wire rope

visual, dye penetrate or  
magnetic particle?

## STANDBY DIESEL GENERATOR

Emergency diesel generator powers hydraulic system when normal service is down.

### I. INSTRUMENTS AND FUNCTION

The standby power system is comprised of a Mitsubishi 4D31-TM diesel engine, a Newage Stamford SC244C generator, a Pryoco Day Tank: Model PY100 fuel tank, and a battery charger. The engine is equipped with stop switches for low oil pressure, high water temperature and fast speeds. The generator is 45 kW, 480 volt, 3 phase, 60 Hz with a 0.8 pf. The fuel tank is 100 gallons and will last 24 hours with a 30 kW load.

### II. SAFETY

- a. Do not remove cover of generator control panel or breaker box, as they carry 480 volts.
- b. The generator shall be started with no load. Do not throw the manual transfer switch to “emergency” before starting generator.
- c. The generator has safety switches so that it will not run when there is low oil pressure, high water temperature, or high speed.

### III. PROCEDURE

- a. Press the “preheat” button on generator control panel. 480 v?
- b. Press “oil bypass” and “hold” during start. 60 ?
- c. Turn start switch to “crank” position. Once the engine starts, observe the oil pressure gage and when it shows oil pressure buildup, release the bypass switch. Check to see that the voltmeter reads 480 kva, the frequency meter reads 6.2 hertz, and the ammeter shows the battery is charging. Ensure that the main breaker is closed.
- d. If the generator shuts down automatically, check for low oil or low water levels. Then try to restart by first returning “start” switch to “off” and repeating steps 1, 2, and 3. Step 1 may not be required.
- e. Locate the “manual transfer” switch on the Motor Control Center (MCC), and throw the switch to the “emergency” position.
- f. To shut down the generator, turn the key to “stop”.
- g. Return the manual transfer switch on the Motor Control Center (MCC) to the “normal” position.

### IV. MAINTENANCE/TESTING

- a. Operate engine under no load once a week for 10 minutes.
- b. Check battery charger weekly for operation.
- c. Check oil weekly and add oil if needed. Oil type: DELO 400-30W
- d. Operate engine under a load once a month for 30 minutes.

instrument panel. The control switch also has a six position selector for maximum economy in operating the heaters.

**II. SAFETY**

- a. Deactivate the “gate and guide heater” control switch on the MCC when not in use.
- b. Ground fault protection and indication are not incorporated, and individual heater groups do not have fuse protection. It is intended that a fault will be allowed to burn clear and result in an open circuit.
- c. During cold seasons, periodically check gate #1 for icing, and set the control switch to the proper operating level.

**III. PROCEDURE**

- a. Activate the “gate and guide heater controls” breaker in the power panel located on the Motor Control Center (MCC).
- b. Adjust the control switch (see Figure 3) to “auto” or “man” as desired.
- c. Adjust the six position control switch (see Figure #3) for maximum economy of operation under the anticipated temperature conditions.
- d. The setting functions are as in Table #1. For reasons of economy, the boost settings shall be used only with existing icing problems.

**Table #1 Heaters Controlled by Heater Settings 1 to 6.**

Setting	Heater	Function
1	Guides Main & Gate Bottom	
2	Setting 1 & Gate upstream Main	
3	Setting 2 & Gate downstream Main	
4	Setting 3 & Gate upstream Boost	
5	Setting 4 & Gate downstream Boost	
6	Setting 5 & Guides Boost	

There should be forms to document testing on an annual basis

**IV. MAINTENANCE/TESTING**

- a. If any heater has a sufficient ground fault current, the heater element will either burn out, leaving an open circuit to the group or the circuit breakers will trip-out on over-load. If an open circuit is left to the group, then the group will be inoperative. An annual load test shall be carried out by a qualified electrician prior to the cold season to ensure that no heaters are burned out. The load current reading shall comply with Table #2.
- b. Request replacement heaters in accordance with the as-built lengths.

- f. On completion, deactivate the sump pumps, close the butterfly valve and remove stop logs or slide gates.

**IV. MAINTENANCE**

is there a run time  
meter?

- a. The lower head bearing on the sump pumps requires lubrication. Lubricating can be accomplished by using the zerk in the lower head assembly. Under dry conditions lubricate every 4,000 hrs of running time or every 6 to 12 months. Under wet conditions lubricate every 2,000 hrs of running time or every 4 to 6 months.
- b. Sleeve bearings require lubrication every 20 hours of running time. The zerk fitting(s) are located on the pump base.
- c. Start the dewatering pumps at least once every 60 days to ensure that they work properly and to flush out the pipe lines.

# Appendix C

## Budget Estimates

Construction with Integrity Since 1968



GENERAL CONTRACTORS  
BUILDING SUPPLIES  
Phone (509) 276-2229  
Fax (509) 276-6055  
2601 E 6<sup>th</sup> ST.  
DEER PARK, WA 99006

October 22, 2020

Zosel Dam Consulting Services  
**Budgetary Pricing & Labor Duration**  
**Estimate Sheet**

Knight Const. & Supply, Inc. would like to propose budgetary pricing for the following item at the request of EES Consulting:

Item 0: Cost for mobilization, project management, utilities, and equipment (job shack, toilets, vehicles, etc.)

Knight Const. & Supply, Inc. is estimating the cost for completion of this item to be:

\$ 122,117. Note this includes project management time for all 5 months of anticipated onsite work.

Knight Const. & Supply, Inc. is estimating the number of days to complete field work for the above item to be:

5 Days for jobsite setup and demobilization. This is based on working days, 10 hours long.



Construction with Integrity Since 1968



GENERAL CONTRACTORS  
BUILDING SUPPLIES  
Phone (509) 276-2229  
Fax (509) 276-6055  
2601 E 6<sup>th</sup> ST.  
DEER PARK, WA 99006

October 22, 2020

Zosel Dam Consulting Services  
**Budgetary Pricing & Labor Duration**  
**Estimate Sheet**

Knight Const. & Supply, Inc. would like to propose budgetary pricing for the following item at the request of EES Consulting:

Item 1: Certification and Proof Load Testing of Stoplog Hoists, including the cost of refurbishment.

Knight Const. & Supply, Inc. is estimating the cost for completion of this item to be:

\$ 21,208 including the cost of materials.

Knight Const. & Supply, Inc. is estimating the number of days to complete field work for the above item to be:

3 Working days, 10 hours in duration.

Construction with Integrity Since 1968



GENERAL CONTRACTORS  
BUILDING SUPPLIES  
Phone (509) 276-2229  
Fax (509) 276-6055  
2601 E 6<sup>th</sup> ST.  
DEER PARK, WA 99006

October 22, 2020

Zosel Dam Consulting Services  
**Budgetary Pricing & Labor Duration**  
**Estimate Sheet**

Knight Const. & Supply, Inc. would like to propose budgetary pricing for the following item at the request of EES Consulting:

Item 2: Complete Refurbishment of the existing spillway gates. This includes dewatering, inspection, blasting and painting the gates and slots, wheel bearing refurbishment, seal adjustment, and corrosion repair.

Knight Const. & Supply, Inc. is estimating the cost for completion of this item to be:

\$ 446,880 including the cost of materials.

Knight Const. & Supply, Inc. is estimating the number of days to complete field work for the above item to be:

26 Working days, 10 hours in duration.

Construction with Integrity Since 1968



GENERAL CONTRACTORS  
BUILDING SUPPLIES  
Phone (509) 276-2229  
Fax (509) 276-6055  
2601 E 6<sup>th</sup> ST.  
DEER PARK, WA 99006

October 22, 2020

Zosel Dam Consulting Services  
**Budgetary Pricing & Labor Duration**  
**Estimate Sheet**

Knight Const. & Supply, Inc. would like to propose budgetary pricing for the following item at the request of EES Consulting:

Item 3: Replacement of gate controls – HMI, PLC, Radio, Remote operation, sensors, indicators, etc.

Knight Const. & Supply, Inc. is estimating the cost for completion of this item to be:

\$ 416,261 including cost of materials.

Knight Const. & Supply, Inc. is estimating the number of days to complete field work for the above item to be:

10 Working days, 10 hours in duration.

Construction with Integrity Since 1968



GENERAL CONTRACTORS  
BUILDING SUPPLIES  
Phone (509) 276-2229  
Fax (509) 276-6055  
2601 E 6<sup>th</sup> ST.  
DEER PARK, WA 99006

October 22, 2020

Zosel Dam Consulting Services  
**Budgetary Pricing & Labor Duration**  
**Estimate Sheet**

Knight Const. & Supply, Inc. would like to propose budgetary pricing for the following item at the request of EES Consulting:

Item 4: Refurbishment of existing hoist system. This includes servicing the jack screws, inspection and lubrication of gearboxes, replacing the operating nuts, replace hydraulic components (motors, seals, hoses, etc.), and replacement of gate heaters.

Knight Const. & Supply, Inc. is estimating the cost for completion of this item to be:

\$ 104,448 including cost of materials.

Knight Const. & Supply, Inc. is estimating the number of days to complete field work for the above item to be:

16 Working days, 10 hours in duration.

Construction with Integrity Since 1968



GENERAL CONTRACTORS  
BUILDING SUPPLIES  
Phone (509) 276-2229  
Fax (509) 276-6055  
2601 E 6<sup>th</sup> ST.  
DEER PARK, WA 99006

October 22, 2020

Zosel Dam Consulting Services  
**Budgetary Pricing & Labor Duration**  
**Estimate Sheet**

Knight Const. & Supply, Inc. would like to propose budgetary pricing for the following item at the request of EES Consulting:

Item 5: Removal of existing hoist system and installation of a new Hydraulic Cylinder Hoisting system.

Knight Const. & Supply, Inc. is estimating the cost for completion of this item to be:

\$ 1,094,555 including cost of materials.

Knight Const. & Supply, Inc. is estimating the number of days to complete field work for the above item to be:

22 Working days, 10 hours in duration.

Construction with Integrity Since 1968



GENERAL CONTRACTORS  
BUILDING SUPPLIES  
Phone (509) 276-2229  
Fax (509) 276-6055  
2601 E 6<sup>th</sup> ST.  
DEER PARK, WA 99006

October 22, 2020

Zosel Dam Consulting Services  
**Budgetary Pricing & Labor Duration**  
**Estimate Sheet**

Knight Const. & Supply, Inc. would like to propose budgetary pricing for the following item at the request of EES Consulting:

Item 6: Removal of existing hoist system and installation of a new Cable Drum Hoisting System.

Knight Const. & Supply, Inc. is estimating the cost for completion of this item to be:

\$ 1,468,960 including cost of materials.

Knight Const. & Supply, Inc. is estimating the number of days to complete field work for the above item to be:

21 Working days, 10 hours in duration.

Construction with Integrity Since 1968



GENERAL CONTRACTORS  
BUILDING SUPPLIES  
Phone (509) 276-2229  
Fax (509) 276-6055  
2601 E 6<sup>th</sup> ST.  
DEER PARK, WA 99006

October 22, 2020

Zosel Dam Consulting Services  
**Budgetary Pricing & Labor Duration**  
**Estimate Sheet**

Knight Const. & Supply, Inc. would like to propose budgetary pricing for the following item at the request of EES Consulting:

Item 7: Removal and disposal of the existing backup generator. Replace with a new 50kW Diesel standby generator with automatic transfer switch.

Knight Const. & Supply, Inc. is estimating the cost for completion of this item to be:

\$ 71,188 including cost of materials.

Knight Const. & Supply, Inc. is estimating the number of days to complete field work for the above item to be:

6 Working days, 10 hours in duration.

Construction with Integrity Since 1968



GENERAL CONTRACTORS  
BUILDING SUPPLIES  
Phone (509) 276-2229  
Fax (509) 276-6055  
2601 E 6<sup>th</sup> ST.  
DEER PARK, WA 99006

October 22, 2020

Zosel Dam Consulting Services  
**Budgetary Pricing & Labor Duration**  
**Estimate Sheet**

Knight Const. & Supply, Inc. would like to propose budgetary pricing for the following item at the request of EES Consulting:

Item 8: Installation of new handrails to eliminate fall hazards. This includes handrails, chains, and tie off points. Additionally, included is fencing material to reduce access from the West entrance.

Knight Const. & Supply, Inc. is estimating the cost for completion of this item to be:

\$ 13,469 including cost of materials.

Knight Const. & Supply, Inc. is estimating the number of days to complete field work for the above item to be:

3 Working days, 10 hours in duration.



Construction with Integrity Since 1968



GENERAL CONTRACTORS  
BUILDING SUPPLIES  
Phone (509) 276-2229  
Fax (509) 276-6055  
2601 E 6<sup>th</sup> ST.  
DEER PARK, WA 99006

October 22, 2020

Zosel Dam Consulting Services  
**Budgetary Pricing & Labor Duration**  
**Estimate Sheet**

Knight Const. & Supply, Inc. would like to propose budgetary pricing for the following item at the request of EES Consulting:

Item 9: Replace lighting system with LED luminaries accompanied with photocell-actuated controls. Replace all wiring and conduits.

Knight Const. & Supply, Inc. is estimating the cost for completion of this item to be:

\$ 43,824 including cost of materials.

Knight Const. & Supply, Inc. is estimating the number of days to complete field work for the above item to be:

7 Working days, 10 hours in duration.

Construction with Integrity Since 1968



GENERAL CONTRACTORS  
BUILDING SUPPLIES  
Phone (509) 276-2229  
Fax (509) 276-6055  
2601 E 6<sup>th</sup> ST.  
DEER PARK, WA 99006

October 22, 2020

Zosel Dam Consulting Services  
**Budgetary Pricing & Labor Duration**  
**Estimate Sheet**

Knight Const. & Supply, Inc. would like to propose budgetary pricing for the following item at the request of EES Consulting:

Item 10: Electrical Components required for modernization. Includes upgrading the MCP, position transducers, limit switches, etc. This price assumes the replacement of the heating system for gate 1 only.

Knight Const. & Supply, Inc. is estimating the cost for completion of this item to be:

\$ 58,351 including cost of materials.

Knight Const. & Supply, Inc. is estimating the number of days to complete field work for the above item to be:

11 Working days, 10 hours in duration.

Construction with Integrity Since 1968



GENERAL CONTRACTORS  
BUILDING SUPPLIES  
Phone (509) 276-2229  
Fax (509) 276-6055  
2601 E 6<sup>th</sup> ST.  
DEER PARK, WA 99006

October 22, 2020

Zosel Dam Consulting Services  
**Budgetary Pricing & Labor Duration**  
**Estimate Sheet**

Knight Const. & Supply, Inc. would like to propose budgetary pricing for the following item at the request of EES Consulting:

Item 11: Video Surveillance System including 5 cameras, 2 monitor stations, installation and commissioning.

Knight Const. & Supply, Inc. is estimating the cost for completion of this item to be:

\$ 47,759 including cost of materials.

Knight Const. & Supply, Inc. is estimating the number of days to complete field work for the above item to be:

2 Working days, 10 hours in duration.

Basis of Budget Estimates

Item 1. Stoplog Hoists (2 each) – Provide cost to certify and proof load test by an accredited crane certifier. This is the minimum work that needs to be done before the stoplogs can be placed into service. Also, provide cost for refurbishment such as replacing festoons, wire ropes and whatever else Knight believes is prudent.

The following is an excerpt from Don Jarrett’s assessment of the spillway gates:

We suggest there are several possible options for the spillway gates/hoists:

1. Do nothing. Run equipment to failure and then repair. This option risks compliance with the Commission Order of Approval for the Lake Osoyoos water surface elevations. The frequency of failures is expected to increase over time due the age of the equipment and the nature of a gearbox / leadscrew hoist system. The gearbox operating nut will need routine replacement. The leadscrews (stems) need annual re-lubrication. The gearboxes will continue to need re-lubrication. The gate wheel bearings will need maintenance and lubrication for reliable operation. Cost of maintenance is expected to increase significantly over time.
2. Plan for and execute a complete refurbishment program for the spillway gates and hoist (refurbish existing equipment). A complete dewatered inspection of the gates should be made to better define the scope of work for the gate refurbishment. Gates will likely need wheel bearing refurbishment, coating removal and re-coating, there may be hidden corrosion problems, Stems should be inspected for wear and re-lubricated, boots covering the stems inspected and replaced as needed. Gearbox cleaned and inspected, replace gears sets as required, replace seals, motors, hoses as needed based on inspection. The least cost will be to refurbish the gate the same time that the existing hoisting equipment is refurbished.
3. Study alternative gate hoisting equipment, plan for and implement a new hoisting system. Options that should be reviewed include a hydraulic cylinder system for gate operation and a cable drum hoisting system. This option should include a complete dewatering of each gate and a careful inspection and assessment of condition to develop the full scope of work needed. New hoisting equipment would facilitate remote monitoring and control of the gates, utilizing modern PLC and displays (HMI). Modernization of the hoisting system has the potential to reduce operating costs and provide improved emergency response. The least cost will be to refurbish the gate the same time that a new hoisting system is installed and commissioned.

The Team asserts that a decision is needed in the short term to avoid the “Do nothing” alternative and associated repetitive failures which could result in liability exposure for the State. We further assert that a planning process should begin in the next budget cycle to develop a plan for the Project such that significant refurbishment work begins in the following year. An aggressive schedule is needed recognizing the difficulty for the State to budget for this type of capital improvement project.

#### Hoisting System Alternatives

Alternatives to the existing hoisting system are discussed below.

1. Hydraulic cylinder hoisting system

For this alternative the existing hoisting equipment (stems, gearbox, piping, hydraulic power unit and hydraulic control panel) would be scrapped and a new hoisting system with two hydraulic cylinders and new hydraulic pressure unit would raise and lower the gate. Preliminary calculation indicates that two

cylinders with 6" bore with 3.5" diameter with 13.5 feet long rod and internal rod position sensing will be adequate for the raising and lowering of the gate with a system pressure of 1000 psi. The hydraulic power unit would be designed for a maximum operating pressure of 3000 psi but system pressure would be limited to prevent rod buckling.

Figure 15 shows a spillway gate hoisted with two hydraulic cylinders that was recently (2016) installed at Swan Lake Dam for the Southeast Alaska Power Authority.

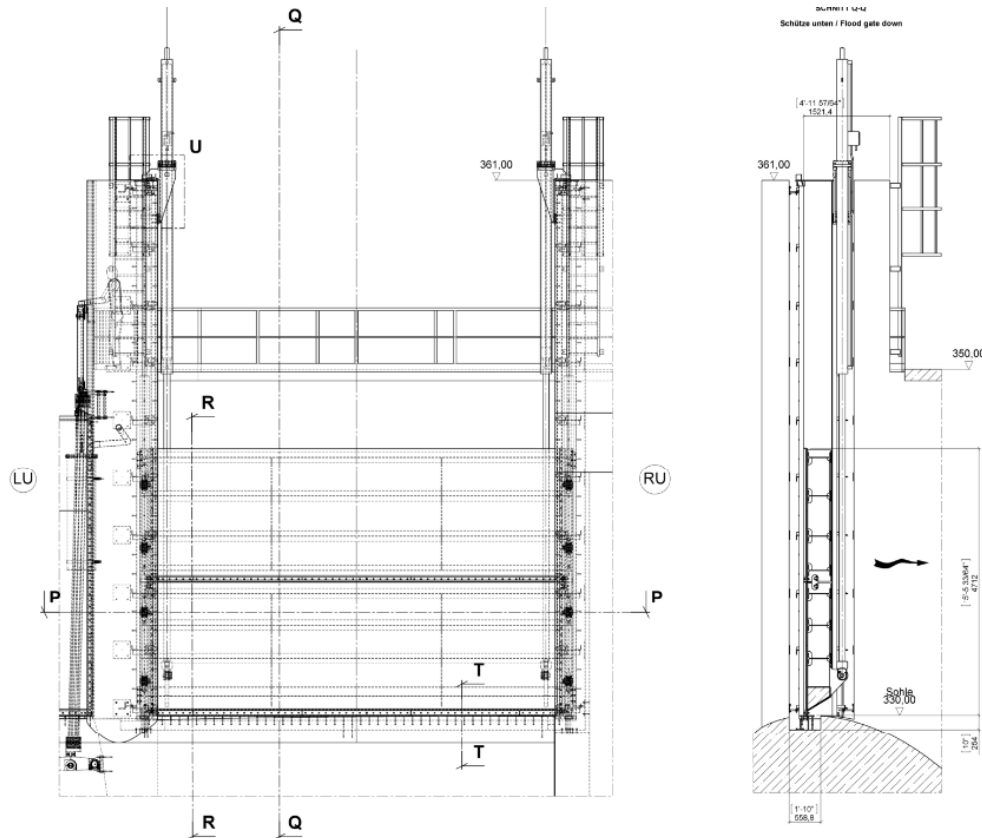


Figure 15 – Spillway Gate Hydraulic Cylinder Hoisting Arrangement at Swan Lake Dam

The cost in 2015\$ for the hydraulic hoist equipment was \$149,000 for a single gate which included piping and the HPU / controls. Assuming 2% per year escalation a budget price for equipment purchase in 2022 is \$171,200 each. The estimated cost to demolish the existing gate hoisting equipment and install this new system has been estimated at \$\_\_\_\_\_ per gate.

## 2. Cable drum hoisting system

For this alternative also the existing hoisting equipment (stems, gearbox, piping, hydraulic power unit and hydraulic control panel) would be scrapped and a new cable drum hoisting system would be installed to raise and lower a gate. A preliminary review of the spillway gate indicates that these gates have sufficient weigh to be self-closing by gravity (this means the weight of the gate is adequate to overcome seal and when friction). These preliminary calculations indicate that the maximum hoisting

load is approximately 30,000 lb. Figure 16 shows a proposed cable drum hoisting system for a spillway gate.

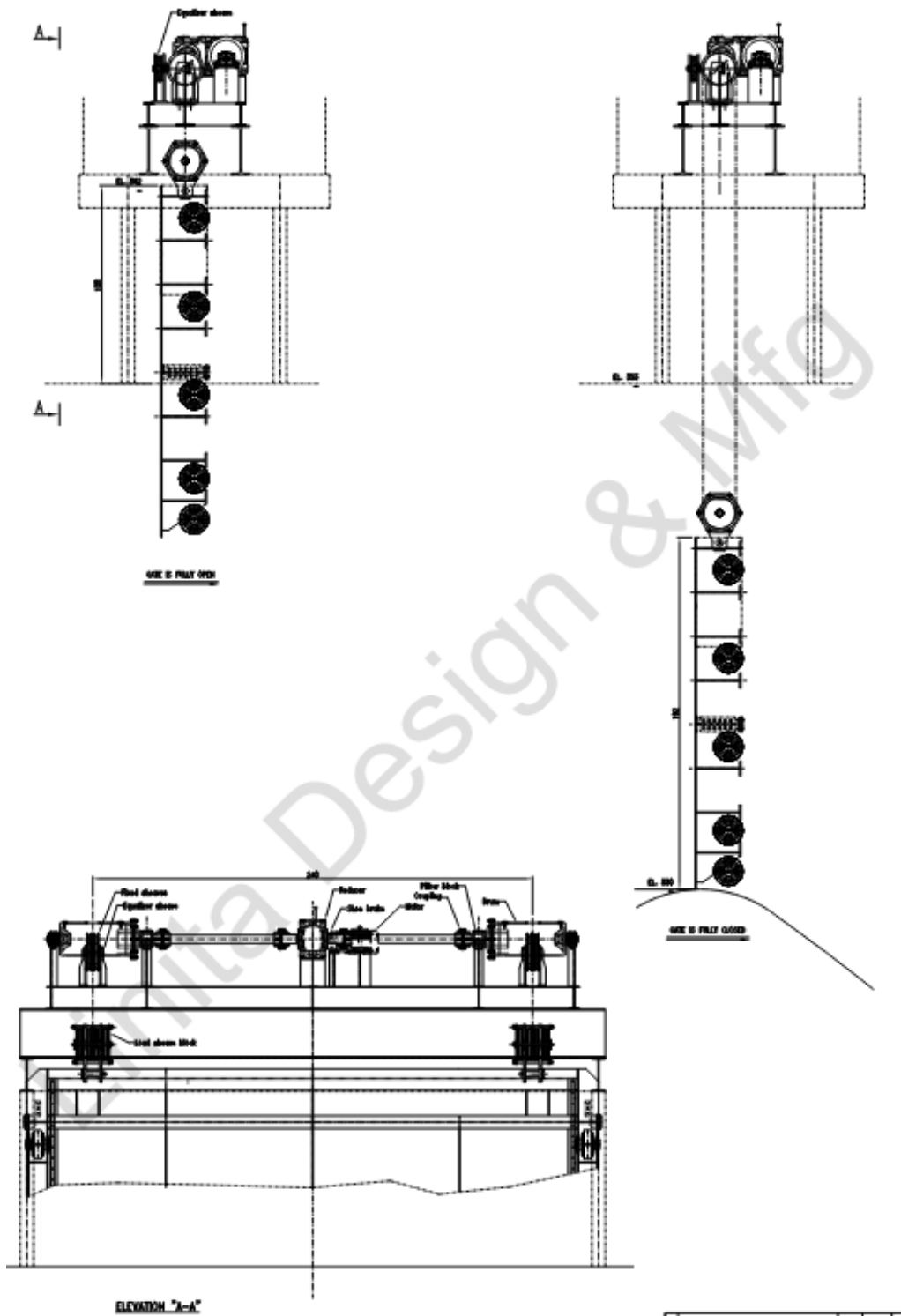


Figure 16 – Cable Drum Hoisting System

The cost in 2015\$ for the cable drum hoist equipment was \$216,000 each. Assuming 2% per year escalation a budget price for equipment purchase in 2022 is \$248,000 each. The estimated cost to demolish the existing gate hoisting equipment and install this new system has been estimated at \$ \_\_\_\_\_ per gate.

- Item 2. Please provide budget estimate for the work described above (fill in the blanks), and an estimate of the number of days to complete the field work.
- Item 3. Also, please provide a budget cost (per gate) to refurbish the gates as described above. Assume the following: blast and coat spillway gates. Paint with high build, polamide epoxy resin having solids content of at least 56 percent by volume (Series 161 Tneme-Fascure). Three coats of 5 mils. Include painting embedded gate slots and upstream and downstream stoplog slots. Will need to install a sandbag type cofferdam to paint stoplog slots. As part of the refurbishment, please include budget to refurbish gate wheel bearings and adjust axle position to obtain proper compression of j-bulb seal and wheel contact, and to test and replace gate heaters on Gate #1.
- Item 4. Please provide a budget cost to remove and dispose of existing backup generator and day tank and furnish and install new diesel standby generator with 50 kW output.
- Item 5. Please provide a budget cost to add fall protection guard railing and/or chains to protect openings on dam deck. Provide additional fencing (similar to existing) on top of west bank wall.
- Item 6. Please provide a budget cost to replace dam light systems with (details later).
- Item 7. Please provide budget cost for remote control PLC system including local HMI for display of gate position, hoisting equipment alarms, water levels, power status, etc. with remote control/monitoring at OTID offices and call-out/annunciation capability for after-hours notification. Install water level sensors in a pipe stilling well on the upstream and downstream side of dam and provide local display of levels.
- Item 8. Other electrical system upgrades (details later).
- Item 9. Sheet piling – no repairs recommended.
- Item 10. Left abutment – armoring not needed.
- Item 11. Flood access to control room – not recommended.



A. Provide New Gate Control Panel

Scope: The new control panel to consist of PLC-based control system to provide following capabilities. PLC to be a product of U.S. manufacturer.

1. Touch screen HMI display (12" min.) with following controls and monitoring capabilities (min.):
  - Ability to Issue control commands – operator to enter open, stop, close commands for gate elevation control. Controls to be executed based on the setpoint entered by the operator.
  - Ability to enter setpoints -- The operator to enter desired gate elevations (inches or % opening) for execution under automatic mode
  - Ability to automate control gate heaters – Automate existing heater controls and stage sequencing
  - Display status and alarms – Display various status and alarm messages, including:
    - Water levels (upstream and downstream)
    - Gate elevations
    - Gate seal leakages
    - Flow (cfm) for each gate
    - Heater status
    - HPU status, pressure, and alarms
    - Dam power status
    - Standby generator status, transfer switch position
    - Fuel tank level
    - Dewatering pump status
    - Weather information (outside temperature, relative humidity)
    - Ability to track accumulated elapsed time for gate operation
  - Ability to display and trend data – saving and displaying historical analog data (water levels, gate positions, etc.). 30-day data should be provided.
  - Alarm history
  - Ability to interface with laptop for programming and for data download
  - Ability to push active alarms to remote locations and to authorized cellphone users
2. Manual-Automatic selector switch
3. Local-Remote select switch – In remote position gate controls are provided from the OTID office
4. Backup controls and display – Ability to manually control gates in an event of PLC failure or other automatic processes. During manual control gate positions shall be displayed in separate meter independent of HMI.

B. Provide Remote Accessibility

Scope: Provide ability to monitor and control gates from the OTID. This could be implemented as an expanded capability of the existing pump control system network. Communications should be implemented using cellphone technology to be compatible with the existing system. Alternatively, Internet access should be investigated for piggyback on existing fish control network. Also consider other communication means, such as fiber optic links, as option.

C. Upgrade Motor Control Center

Scope: Replace the following:

- Service entrance breaker, 480V, 3P-400AF/300AT
- Gate and guide heater contactors, 16-1P60A, 1-2P60A
- Lighting Panel – 225A main, 3-phase, 4-wire, 2-2P30A, 2-1P20A, 16-1P15A
- Power Panel – 400A main, 3-phase, 4-wire, 3-3P60A, 1-3P100A, 15-1P15A
- Control relays in conjunction with the new gate control panel requirements
- All wiring associated with above

D. Replace standby generator

Scope: Replace existing standby generator with compatible rating, including all accessories.

- Generator -- 50 kW standby rating, 480V, 60 hz, diesel-powered, including all accessories, fuel storage tank, for a complete system. Assume continuous generator runtime to be 8 hours before refueling is necessary.
- Optional generator – natural gas-powered, with storage tank
- Battery charger and starting battery – 120VAC input, 12VDC, 6A output, or adjusted for new generator

E. Replace safety disconnect switches and festoon cables, 30A, 480A

F. Replace gate position transducers (Unimeasure)

G. Option for providing and installing automatic transfer switch

H. Replace lighting system

- Provide LED luminaires for indoor and outdoor locations. Assume there are 30 outdoor lights and 15 indoor lights (See Attachment A for existing lighting one line diagram). Existing outdoor lights are 250W HPS type. Existing indoor lights are 40W fluorescent lights. Replacement lights to have compatible lumen outputs.
- Provide a timer or photocell-actuated controls for outdoor lights
- Replace associated conduits and wiring, as needed

I. Replace all gate travel limit switches

J. Install a surveillance video system

Scope: Cameras to have PTZ capabilities. Outdoor applications. Assume 5 cameras. Central station to be located in the dam control room and in OTID offices.

K. Install a fiber optic communication system

Scope: Install fiber optic cables between the dam control room and the OTID offices. Fiber optic cables to be 24-strand all dielectric self-supporting type (ADSS), multimode fiber. See

Attachment B for estimated routing. Assume the cable to be installed on existing street poles with an estimated total distance of about 1 mile.



Measure distance  
Click on the map to add to your path

**STATE OF WASHINGTON**  
**AGENCY / INSTITUTION PROJECT COST SUMMARY**

*Updated June 2022*

Agency	Department of Ecology	
Project Name	23-25 Zosel Dam Preservation	
OFM Project Number		

**Contact Information**

Name	Jim Skalski	
Phone Number	360.584.3805	
Email	<a href="mailto:Jim.Skalski@ecology.wa.gov">Jim Skalski</a>	

**Statistics**

Gross Square Feet	N/A	MACC per Gross Square Foot	
Usable Square Feet	N/A	Escalated MACC per Gross Square Foot	
Alt Gross Unit of Measure	N/A		
Space Efficiency		A/E Fee Class	A
Construction Type	Other Sch. A Projects	A/E Fee Percentage	13.55%
Remodel	Yes	Projected Life of Asset (Years)	30 Years

**Additional Project Details**

Procurement Approach	DBB	Art Requirement Applies	No
Inflation Rate	4.90%	Higher Ed Institution	No
<a href="#">Sales Tax Rate %</a>	9.00%	Location Used for Tax Rate	Oroville
Contingency Rate	5%		
Base Month (Estimate Date)	December-20	OFM UFI# (from FPMT, if available)	
Project Administered By	Agency		

**Schedule**

Predesign Start		Predesign End	
Design Start		Design End	
Construction Start	July-23	Construction End	June-25
Construction Duration	24 Months		

Green cells must be filled in by user

**Project Cost Estimate**

Total Project	<b>\$4,746,065</b>	Total Project Escalated	<b>\$5,549,157</b>
		Rounded Escalated Total	<b>\$5,549,000</b>

**Cost Estimate Summary**

**Acquisition**

<b>Acquisition Subtotal</b>	<b>\$0</b>	<b>Acquisition Subtotal Escalated</b>	<b>\$0</b>
-----------------------------	------------	---------------------------------------	------------

<b>Consultant Services</b>			
Predesign Services	\$0		
Design Phase Services	\$331,853		
Extra Services	\$0		
Other Services	\$149,093		
Design Services Contingency	\$24,047		
<b>Consultant Services Subtotal</b>	<b>\$504,994</b>	<b>Consultant Services Subtotal Escalated</b>	<b>\$536,784</b>

<b>Construction</b>			
Maximum Allowable Construction Cost (MACC)	\$3,380,401	Maximum Allowable Construction Cost (MACC) Escalated	\$3,994,290
DBB Risk Contingencies	\$0		
DBB Management	\$0		
Owner Construction Contingency	\$169,020		\$200,053
Non-Taxable Items	\$0		\$0
Sales Tax	\$319,448	Sales Tax Escalated	\$377,491
<b>Construction Subtotal</b>	<b>\$3,868,869</b>	<b>Construction Subtotal Escalated</b>	<b>\$4,571,834</b>

<b>Equipment</b>			
Equipment	\$0		
Sales Tax	\$0		
Non-Taxable Items	\$0		
<b>Equipment Subtotal</b>	<b>\$0</b>	<b>Equipment Subtotal Escalated</b>	<b>\$0</b>

<b>Artwork</b>			
<b>Artwork Subtotal</b>	<b>\$0</b>	<b>Artwork Subtotal Escalated</b>	<b>\$0</b>

<b>Agency Project Administration</b>			
Agency Project Administration Subtotal	\$306,108		
DES Additional Services Subtotal	\$0		
Other Project Admin Costs	\$66,094		
<b>Project Administration Subtotal</b>	<b>\$372,202</b>	<b>Project Administration Subtotal Escalated</b>	<b>\$440,539</b>

<b>Other Costs</b>			
<b>Other Costs Subtotal</b>	<b>\$0</b>	<b>Other Costs Subtotal Escalated</b>	<b>\$0</b>

<b>Project Cost Estimate</b>			
Total Project	<b>\$4,746,065</b>	Total Project Escalated	<b>\$5,549,157</b>
		Rounded Escalated Total	<b>\$5,549,000</b>

# 461 - Department of Ecology Capital Project Request

2023-25 Biennium

\*

Version: BI Biennial 2023-25 Initial

Report Number: CBS002

Date Run: 9/12/2022 3:42PM

Project Number: 40000570

Project Title: Elevator Restorations at Ecology Facilities

## Description

Starting Fiscal Year: 2024

Project Class: Preservation

Agency Priority: 22

### Project Summary

The elevators serving Ecology's Lacey Headquarters Building, Eastern Regional Office, and Padilla Bay Reserve have, or are on the verge of exceeding their rated life expectancy, and need to be modernized. Obsolescence has become an issue, as the circuit boards, relays, and other replacement parts are no longer available, and the elevators are requiring attention that far exceeds regular maintenance. This is significantly driving up the cost of keeping these elevators reliable and operational. This request will provide the funding needed to restore a total of seven elevators in Lacey, two in Spokane, and one at Padilla Bay. (State Building Construction Account)

### Project Description

#### What is the proposed project?

Ecology is requesting \$4,263,000 to update and restore the traction and hydraulic elevators at its Lacey Headquarters (HQ) Building, Eastern Regional Office (ERO), and Padilla Bay Reserve. Three of these are traction elevators on the east side of Ecology HQ, which are the principal bank of passenger elevators used by staff and visitors to enter and exit the facility, and are critical to efficient agency operations. They are also the only elevators on emergency generator power, required by fire code, and necessary to ensure safe egress of people with a disability in the event of a power outage or emergency.

The remaining four elevators at HQ are hydraulic elevators (three passenger; one freight) that transport both staff and visitors between the four floors of the building. While the control systems for these hydraulic elevators are relatively less complicated in design, they are subject to the same issues over time in that they become obsolete, parts become difficult to source, and maintenance and repair costs escalate as a result.

All seven elevators at HQ were installed in 1993 with a life expectancy of 20 years, and have been in operation for 29 years. The two elevators at ERO were originally installed in 1974, and last updated in 2004, while the elevator that serves both staff and visitors at Padilla Bay was installed in 2002.

For all of these elevators, maintenance has become an issue because the circuit boards for these elevators are no longer manufactured. They are available only in refurbished condition, in limited numbers, and at a highly inflated cost. The failure rate on elevator systems past their life expectancy increases dramatically as they age. Failure of these elevators could risk the safety of Ecology staff and visitors, in addition to restricting the availability of one or more of the cars for an indefinite period of time.

In some cases, if a significant failure of the current control system occurs, Ecology would be unable to meet National Fire Protection Association and life safety codes and city fire code requirements for the given facility. In Lacey, the three traction elevators are the elevators connected to the building's emergency power supply and during a power outage are the only elevators that will operate. At least one elevator is required to be connected to the backup generator for fire response. These three elevators are essential for people with disabilities to evacuate during a power outage or other emergency.

In 2020, Ecology met with the original manufacturer's representative for the Lacey HQ elevators. For the three traction elevators, the company recommended replacing the current geared power system with a modern gearless power unit, digital control system, and energy saving regenerative drives. The elevator car and tracks would stay the same, but the systems that run the elevators (power and control systems) would be replaced.

An updated proposal from the same manufacturer, ThyssenKrupp Elevator (TKE), was provided on August 24, 2022 (attached) and serves as the basis for this capital project request. TKE provided costs estimates for restoring the three

# 461 - Department of Ecology Capital Project Request

2023-25 Biennium

\*

Version: BI Biennial 2023-25 Initial

Report Number: CBS002

Date Run: 9/12/2022 3:42PM

Project Number: 40000570

Project Title: Elevator Restorations at Ecology Facilities

## Description

traction elevators and the four hydraulic elevators at HQ. The cost estimates for the hydraulic elevators at ERO and Padilla Bay are based on the four hydraulic elevators at HQ.

The new power and control systems supported by this request will be ADA (Americans with Disabilities Act) compliant, up to current state code, and will:

- Reduce elevator down time and potential for entrapments.
- Improve reliability.
- Improve elevator leveling.
- Improve building image by meeting current ADA standard (in addition to helping people with a disability, ADA compliant elevator controls are easier for all staff and guests to understand and use).
- Reduce potential liability.

This request will result in Ecology's nine passenger elevators and one freight elevator being safe, efficient, having minimal maintenance costs, and meeting all current building codes, ADA standards, and industry guidelines. The consultant will assess the current systems and, as part of the restoration project, make the changes needed to meet modern standards.

The budget for this project was developed based on the attached Capital Plan (C-100), and attached cost estimates from ThyssenKrupp Elevator, dated August 24, 2022. Costs include elevator equipment and installation, contracting for electrical, life safety, and general construction, and additional consultant, project management, and contingency funds calculated as part of the C-100 form. The estimated cost breakdown by project location and cost component is below:

- Lacey HQ Traction Elevators - \$1,168,057 (TKE cost estimate)
- Lacey HQ Hydraulic Elevators - \$1,114,107 (TKE cost estimate)
- ERO Hydraulic Elevators - \$557,054 (TKE cost estimate)
- Padilla Bay Hydraulic Elevator - \$278,527 (TKE cost estimate)
- Consultant - \$190,852 (C-100)
- Contingency - \$338,058 (C-100)
- Taxes - \$353,270 (C-100)
- MAAC Escalation Calculation - \$262,826 (C-100)

Total (Rounded) - \$4,263,000

### What opportunity or problem is driving this request?

The elevator controls and mechanical parts at these three Ecology facilities are at, or well past their life expectancy and need to be restored. Current building operations are subject to unplanned service interruptions for unpredictable lengths of time as



# 461 - Department of Ecology Capital Project Request

2023-25 Biennium

\*

Version: BI Biennial 2023-25 Initial

Report Number: CBS002

Date Run: 9/12/2022 3:42PM

Project Number: 40000570

Project Title: Elevator Restorations at Ecology Facilities

## Description

new electronic parts for the old elevators are rarely available. Significant time is lost while refurbished parts are sourced and shipped to the site for replacement and programming. Often the vendor requires the failed components be shipped as trade-in prior for the replacement refurbished parts further extending the downtime for the elevator. As these breakdowns occur, the elevators can be unusable for a month or longer waiting on parts and service.

This request will restore these 10 elevators and provide another 20-30 years of service. In addition to the controls and mechanical upgrades, there will be ADA and safety upgrades. ADA upgrades will help people with a disability more easily operate the elevators and make the elevators easier to operate by all staff. Modern safety equipment will decrease the agency's liability by decreasing risk of staff and guests becoming trapped in the elevators.

Completing this preservation project will reduce needs on Ecology's deferred maintenance backlog by fixing known deficiencies, preventing further deterioration, and helping to avoid more costly repairs in future biennia. Facility preservation is a high risk on Ecology's Risk Register, this request will help address this risk by restoring equipment that is past its life expectancy.

### What are the specific benefits of this project?

This request will fund a necessary restoration of 10 elevators at Ecology's HQ building, ERO in Spokane, and Padilla Bay Reserve. The Lacey HQ facility is Ecology's base for statewide operations, providing office space and infrastructure for more than 900 employees and other state and federal agency tenants.

The ERO houses over 100 employees and is the base for Ecology operations on the east side of the state, and the Padilla Bay Reserve is a unique center conducting research and educational outreach. This request addresses a critical need that could cause an adverse condition and/or safety risks. Restoring the condition of the elevators will provide employees a safe facility in which to work and maintains state assets.

This project will revitalize aging elevator components that cause most of the elevator failures we are experiencing. The primary benefit of this project is that it will ensure the elevators in Ecology facilities are operational and reliable for agency personnel and visitors. It will significantly reduce the possibility of entrapment during failures, and complies with facility accessibility requirements of the ADA. Ideally, this project should begin as soon as reasonably possible to avoid more system failures and long elevator downtimes.

This request will also provide economic benefits to the state by creating up to 28 jobs during the next two years based on Office of Financial Management estimates.

### What are the effects of non-funding?

If this request is not funded, the elevators would ultimately become unsafe to use. If the elevators became unusable, it would compromise the safety of employees, building tenants, and visitors. The bank of three traction elevators at the Lacey HQ is required to be operational at all times and is the only bank of elevators connected to our emergency power source. People with a disability require this bank of elevators to exit the building during power outages and emergencies. If capital funding is not provided, Ecology would have to redirect existing resources within its operating budget away from core environmental and public health work to fund this project.

Ecology's headquarters, regional offices, and research facilities are critical to supporting local communities and our employees. If not funded, current operations will be subject to unplanned service interruptions for unpredictable lengths of time. As breakdowns occur now, we largely rely upon refurbished parts, as new replacement parts are rarely available. Modernization can reduce shutdowns and potential for entrapments, improve reliability, ensure ongoing ADA compliance, and

# 461 - Department of Ecology Capital Project Request

2023-25 Biennium

\*

Version: BI Biennial 2023-25 Initial

Report Number: CBS002

Date Run: 9/12/2022 3:42PM

Project Number: 40000570

Project Title: Elevator Restorations at Ecology Facilities

## Description

reduce potential liability.

### Why is this the best option or alternative?

There are no feasible alternatives to this request that address ADA issues of employees or visitors.

The bank of three traction elevators at the Lacey HQ is required to be operational at all times and is the only bank of elevators connected to our emergency power source. People with a disability require this bank of elevators to exit the building during power outages and emergencies. The three hydraulic personnel passage elevators and one hydraulic freight elevator are also critical to the functional operations of the Ecology Lacey HQ facility.

The two elevators at the Spokane ERO and the one elevator at the Padilla Bay Reserve are the only means of vertical transportation between floors for people with a disability or limited mobility together with necessary movement of equipment and other agency resources between building floors.

### How will clients be affected and services change if this project is funded?

Funding this request will allow Ecology to continue providing services to stakeholders, including residents, businesses, and government partners. In addition, Ecology will continue to provide ADA compliant facilities and reduce potential for claims against the agency.

Ecology employees and visitors will also have improved reliability of the elevator systems in these state owned facilities. This would include less interruptions and elevator downtime, and reduced service expenses for anticipated repairs. Existing regular maintenance services will not be altered; however, unscheduled service repairs will be significantly reduced.

### How is the request impacting equity in the state?

While this project does not directly impact equity in the state, by ensuring ADA compliance it does support equitable access to agency services, buildings, and staff. Ecology buildings serve members of the public who need access to our facilities and staff. This proposal to modernize our elevators supports our obligation to provide reasonable accommodations for ensuring access to our facilities and prevent discrimination against people with disabilities.

### What is the agency's proposed funding strategy for the project?

Ecology is requesting State Building Construction Account funding for this work. If bond funding is not received, Ecology may look to finance this restoration work through Certificates of Participation (COP), or fund out of our base operating budget, but that would be at the expense of dedicated funding for core environmental and public health work done by the agency.

### Are FTEs required to support this project?

No.

### How does the project support the agency and statewide results?

This project is essential to implementing the goals in Ecology's strategic plan to:

- Support and engage our communities, customers, and employees.

461 - Department of Ecology  
Capital Project Request

2023-25 Biennium

\*

Version: BI Biennial 2023-25 Initial

Report Number: CBS002

Date Run: 9/12/2022 3:42PM

Project Number: 40000570

Project Title: Elevator Restorations at Ecology Facilities

**Description**

- Reduce and prepare for climate impacts.
- Prevent and reduce toxic threats and pollution.
- Protect and manage our state’s waters.

The project supports all goals because keeping Ecology facilities in good condition is critical to providing a safe and efficient operating base for Ecology employees and the public.

This request is a high priority on Ecology’s risk register under Facility Preservation, and will allow Ecology to comply with Executive Order 16-06 – State Agency Enterprise Risk Management. It also supports the risk management and operations support services objective to:

- Maintain headquarters, regional, and field offices that support staff in meeting current business needs.
- Monitor environmental performance of facilities and engage staff in targeted improvements that contribute to the sustainability of our operations.
- Deliver shared services in an efficient and sustainable manner.

This request provides essential support to the Governor’s Results Washington Goal 5: Efficient, Effective, and Accountable Government by ensuring Ecology facilities are safe, well maintained, and operate efficiently.

**How will the other state programs or units of government be affected if this project is funded?**

Funding this request will positively impact Ecology and other agencies and government entities that work closely with us. Ecology’s headquarters building provides a safe and efficient operating base for Ecology environmental programs and administration in Lacey and Southwest Washington. It also houses partner agencies (Washington Conservation Commission and Environmental Protection Agency). Maintaining this building in good condition will benefit these other agencies directly.

Ecology’s ERO provides a safe and efficient operating base for Ecology environmental programs and administration in Spokane, and is the base for our Spills program operations and other field work in the region. The Padilla Bay Reserve is significantly supported by federal environmental agencies and organizations on both a state and national level.

**Proviso**

N/A

**Location**

City: Statewide

County: Statewide

Legislative District: 098

**Project Type**

Facility Preservation (Minor Works)

**Growth Management impacts**

N/A

**Funding**

461 - Department of Ecology  
 Capital Project Request

2023-25 Biennium

\*

Version: BI Biennial 2023-25 Initial

Report Number: CBS002

Date Run: 9/12/2022 3:42PM

Project Number: 40000570

Project Title: Elevator Restorations at Ecology Facilities

**Funding**

Acct Code	Account Title	Estimated Total	Expenditures		2023-25 Fiscal Period	
			Prior Biennium	Current Biennium	Reappropriations	New Appropriations
057-1	State Bldg Constr-State	4,263,000				4,263,000
	<b>Total</b>	<b>4,263,000</b>	<b>0</b>	<b>0</b>	<b>0</b>	<b>4,263,000</b>

		Future Fiscal Periods			
		2025-27	2027-29	2029-31	2031-33
057-1	State Bldg Constr-State				
	<b>Total</b>	<b>0</b>	<b>0</b>	<b>0</b>	<b>0</b>

**Operating Impacts**

No Operating Impact

# Capital Planner for

08-24-2022  
By JEFF.WITTMAN

## TRACTION CONTROL ELEVATORS



# Capital Plan



August 24, 2022

Purchaser:  
Address:

Location:  
Address:

To maintain reliable performance, elevators need regular service, repairs and part replacements. To help you plan and budget for your elevators' future, we've created a customized capital plan. Following each year's capital plan prevents you from being surprised by costly repairs. It also offers ways to upgrade your elevators, improve their energy efficiency and lower costs through modernization.

By partnering with TK Elevator, you'll be backed by 150 years of experience and service. We're ready to ensure your elevators perform strongly in the years ahead.

## Budget at a Glance

Elevator	Type	Work Type	Date of Work	Budget
1		Modernization	2024	\$382,212
1		Free Service Maintenance	2024	\$7,140 incld.
1		Work by Others	2024	\$80,000 incld.
1		Cab Interior Allowance	2024	\$20,000 incld.
2		Modernization	2024	\$382,212
2		Free Service Maintenance	2024	\$7,140 incld.
2		Work by Others	2024	\$80,000 incld.
2		Cab Interior Allowance	2024	\$20,000 Incl.
3		Modernization	2024	\$382,212
3		Free Service Maintenance	2024	\$7,140
3		Work by Others	2024	\$80,000 Incl.
3		Cab Interior Allowance	2024	\$20,000 Incl.
<b>TOTAL</b>				<b>\$1,168,057</b>

# Capital Plan



## Summary by year

Year	Budget
2024	\$1,168,057

## Summary by unit

Elevator	Budget
1	\$389,352
COPIED	\$389,352
COPIED	\$389,352

## G2-Power+

### Issue:

Geared elevators were once the industry standard but have since become nearly obsolete. Today's remaining geared elevators often experience frequent breakdowns and service calls, high operational costs and dirty machine rooms.

### Solution:

Modernizing to a gearless arrangement can be done with minimal building disruption. Our G2-Power+ package gives your elevator advanced gearless machine technology, a digital controller and energy-saving regenerative drives. Passengers will instantly feel the improved ride quality.

- 1 TAC Series Controller: Our digital controller offers increased reliability, reduced wiring and optimized efficiency through its 32-bit microprocessor.
- 2 Gearless Machine & AC Motor: Reduce energy consumption and maximize efficiency with equipment that will result in a smooth ride with minimal vertical vibrations.
- 3 Universal Door Operator: Faulty doors are the elevator industry's most frequent service call. This new technology improves door reliability and provides quick and smooth door operation.
- 4 MOD Fusion Fixtures: Our stainless-steel fixture line includes car operating panels, hall fixtures and car riding lanterns that improve elevator appearance and functionality. Fixtures are also easy to install, do not damage the walls and are in full compliance with U.S. and Canadian fire service codes.



# Capital Plan



**5 Wiring Package:** Our cable and hoistway wiring system communicates with multiple devices through a single wire using advanced CAN-BUS technology. It helps provide safer and more efficient elevator operations and maintenance.

You'll feel and see the difference the first time you step into your elevator.



# Capital Plan



## Benefits:

- Improves elevator efficiency
- Minimal disruption to building traffic flow
- Increases property value
- Improved sustainability

## Price:

Cost Per elevator:	\$382,212
Target Date:	2024
Needed on:	1

## **Related Building Work Not Included**

When completing an elevator modernization, the local code requires all related building work that has a direct effect on or with the elevators be brought up to the existing elevator code enforced upon permit application. Such items would be all necessary revisions to the existing structure, finishes, and systems that work in sync with the elevator system: HVAC in elevator machine room, machine room and pit lighting, disconnects, emergency power operations, phone lines, fire alarm upgrades, etc. These upgrades must all be addressed prior to the inspection of the elevator(s) in order to pass the local inspection agency testing.

TK Elevator has not conducted a survey to assess the true scope of this work and this work can vary widely depending on current conditions. A full survey of existing conditions will be needed to accurately identify the scope and price of this work. For budgeting purposes, related building work typically adds 15-20% of the contract value.

# Capital Planner for

08-24-2022  
By JEFF.WITTMAN

## HYDRAULIC ELEVATORS



# Capital Plan



August 24, 2022

Purchaser: Dept of Enterprise Services  
 Address: 1500 Jefferson  
 Olympia, WA 98501

Location: Washington State Dept. of Ecology  
 Address: 300 Desmond Dr. SE  
 Lacey, WA 98503

To maintain reliable performance, elevators need regular service, repairs and part replacements. To help you plan and budget for your elevators' future, we've created a customized capital plan. Following each year's capital plan prevents you from being surprised by costly repairs. It also offers ways to upgrade your elevators, improve their energy efficiency and lower costs through modernization.

By partnering with TK Elevator, you'll be backed by 150 years of experience and service. We're ready to ensure your elevators perform strongly in the years ahead.

## Budget at a Glance

Elevator	Type	Work Type	Date of Work	Budget
4 passenger Car		Modernization	2024	\$274,029
4		Free Service Maintenance	2024	\$3,840 incld.
4		Work by Others	2024	\$80,000 incld.
4		Cab Interior Allowance	2024	\$20000 incld.
5 Passenger Car		Modernization	2024	\$274,029
5		Free Service Maintenance	2024	\$3,840 incld.
5		Work by Others	2024	\$80,000 incld.
5		Cab Interior Allowance	2024	\$20,000 incld.
6 Passenger Car		Modernization	2024	\$274,029
6		Free Service Maintenance	2024	\$3,840 incld.
6		Work by Others	2024	\$80,000 incld.
6		Cab interior Allowance	2024	\$20,000 incld.
7 Service Car		Modernization	2024	\$280,500
7		Free Service Maintenance	2024	\$3,840 incld.
7		Work by Others	2024	\$80,000 incld.

# Capital Plan



7	Cab Interior Allowance	2024	\$20,000 Includ.
<b>TOTAL</b>			<b>\$1,114,107</b>

## Summary by year

## Summary by unit

Year	Budget	Elevator	Budget
2024	\$1,107,946	4	\$277,869
		5	\$277,869
		6	\$277,869
		7	\$280,500

## H-Power

### Issue:

Aging hydraulic elevator systems can become less reliable and performance can deteriorate. This can result in increased maintenance requirements, shutdowns, service calls and safety related concerns.

### Solution:

With more than 30 performance-optimizing features in the H-Power modernization package, we'll replace your hydraulic elevator's most critical components.

- 1 TAC Series Controller:** Our digital controller offers increased reliability, reduced wiring and optimized efficiency through its 32-bit microprocessor.
- 2 Power Unit:** This key component reduces noise and vibration during operation allowing for a quiet and smooth ride. The compact design uses less materials to construct and takes up less space. Furthermore, precise operation of the unit increases leveling accuracy and improves passenger safety.
- 3 Universal Door Operator:** Faulty doors are the elevator industry's most frequent service call. This new technology improves door reliability and provides quick and smooth door operation.
- 4 MOD Fusion Fixtures:** Our stainless-steel fixture line includes car operating panels, hall fixtures and car riding lanterns that improve elevator appearance and functionality. Fixtures are also easy to install, do not damage the walls and are in full compliance with U.S. and Canadian fire service codes.
- 5 Wiring Package:** Our cable and hoistway wiring system communicates with multiple devices through a single wire using advanced CAN-BUS technology. It helps provide safer and more efficient elevator operations and maintenance.

You'll feel and see the difference the first time you step into your elevator.

### Benefits:

- Elevator system uses less energy
- Entire system doesn't need replacement
- Reduced shutdowns and service calls
- Improved appearance and safety
- MAX connected and code compliant



### Price:

Cost Per elevator:	\$274,029
Target Date:	2024
Needed on:	4

# Capital Plan



## **Related Building Work Not Included**

When completing an elevator modernization, the local code requires all related building work that has a direct effect on or with the elevators be brought up to the existing elevator code enforced upon permit application. Such items would be all necessary revisions to the existing structure, finishes, and systems that work in sync with the elevator system: HVAC in elevator machine room, machine room and pit lighting, disconnects, emergency power operations, phone lines, fire alarm upgrades, etc. These upgrades must all be addressed prior to the inspection of the elevator(s) in order to pass the local inspection agency testing.

TK Elevator has not conducted a survey to assess the true scope of this work and this work can vary widely depending on current conditions. A full survey of existing conditions will be needed to accurately identify the scope and price of this work. For budgeting purposes, related building work typically adds 15-20% of the contract value.



**STATE OF WASHINGTON**  
**AGENCY / INSTITUTION PROJECT COST SUMMARY**

*Updated June 2022*

Agency	Department of Ecology	
Project Name	Elevator Restorations at Ecology Facilities	
OFM Project Number		

**Contact Information**

Name	Fran Huntington	
Phone Number	360-407-7028	
Email	<a href="mailto:fhun461@ecy.wa.gov">fhun461@ecy.wa.gov</a>	

**Statistics**

Gross Square Feet	0	MACC per Gross Square Foot	
Usable Square Feet	N/A	Escalated MACC per Gross Square Foot	
Alt Gross Unit of Measure	N/A		
Space Efficiency		A/E Fee Class	B
Construction Type	Office buildings	A/E Fee Percentage	12.17%
Remodel	Yes	Projected Life of Asset (Years)	25 years

**Additional Project Details**

Procurement Approach	GCCM	Art Requirement Applies	No
Inflation Rate	4.90%	Higher Ed Institution	No
<a href="#">Sales Tax Rate %</a>	9.50%	Location Used for Tax Rate	Lacey
Contingency Rate	10%		
Base Month (Estimate Date)	July-22	OFM UFI# (from FPMT, if available)	05064, A09775, A00285
Project Administered By	Agency		

**Schedule**

Predesign Start	July-23	Predesign End	October-23
Design Start	October-23	Design End	December-23
Construction Start	January-24	Construction End	June-24
Construction Duration	6 Months		

Green cells must be filled in by user

**Project Cost Estimate**

Total Project	<b>\$3,934,468</b>	Total Project Escalated	<b>\$4,262,752</b>
		Rounded Escalated Total	<b>\$4,263,000</b>

**Cost Estimate Summary**

**Acquisition**

Acquisition Subtotal	\$0	Acquisition Subtotal Escalated	\$0
----------------------	-----	--------------------------------	-----

Consultant Services			
Predesign Services	\$40,000		
Design Phase Services	\$100,000		
Extra Services	\$22,857		
Other Services	\$0		
Design Services Contingency	\$16,286		
<b>Consultant Services Subtotal</b>	<b>\$179,143</b>	<b>Consultant Services Subtotal Escalated</b>	<b>\$190,852</b>

Construction			
Maximum Allowable Construction Cost (MACC)	\$3,117,745	Maximum Allowable Construction Cost (MACC) Escalated	\$3,380,571
GCCM Risk Contingencies	\$0		\$0
GCCM Management	\$0		\$0
Owner Construction Contingency	\$311,775		\$338,058
Non-Taxable Items	\$0		\$0
Sales Tax	\$325,804	Sales Tax Escalated	\$353,270
<b>Construction Subtotal</b>	<b>\$3,755,324</b>	<b>Construction Subtotal Escalated</b>	<b>\$4,071,899</b>

Equipment			
Equipment	\$0		
Sales Tax	\$0		
Non-Taxable Items	\$0		
<b>Equipment Subtotal</b>	<b>\$0</b>	<b>Equipment Subtotal Escalated</b>	<b>\$0</b>

Artwork			
<b>Artwork Subtotal</b>	<b>\$0</b>	<b>Artwork Subtotal Escalated</b>	<b>\$0</b>

Agency Project Administration			
Agency Project Administration Subtotal	\$222,654		
DES Additional Services Subtotal	\$0		
Other Project Admin Costs	-\$222,654		
<b>Project Administration Subtotal</b>	<b>\$0</b>	<b>Project Administration Subtotal Escalated</b>	<b>\$1</b>

Other Costs			
<b>Other Costs Subtotal</b>	<b>\$0</b>	<b>Other Costs Subtotal Escalated</b>	<b>\$0</b>

Project Cost Estimate			
Total Project	<b>\$3,934,468</b>	Total Project Escalated	<b>\$4,262,752</b>
		Rounded Escalated Total	<b>\$4,263,000</b>

461 - Department of Ecology  
 Capital Project Request

2023-25 Biennium

\*

Version: BI Biennial 2023-25 Initial

Report Number: CBS002

Date Run: 9/7/2022 12:20PM

Project Number: 40000193

Project Title: Zosel Dam Preservation

**Description**

Starting Fiscal Year: 2020  
 Project Class: Preservation  
 Agency Priority: 0

**Project Summary**

Zosel Dam is a critical piece of state infrastructure owned and operated by Ecology under the authority of RCW 43.21A.450. Ecology is requesting reappropriation from the State Building Construction Account to maintain and operate the Zosel Dam facility using best practices designed to protect this state asset. Funding will support several immediate, one-time projects at the facility. These include structural assessment, dredging the channel to restore flow functions, applying rip -rap erosion control, and implementing various preventative maintenance projects. These projects will allow Ecology to protect the dam structure and conform to all applicable state and federal laws related to operating this facility. These investments will help ensure the dam is functioning properly to better protect public safety at the dam site and downstream. (State Building Construction Account)

**Project Description**

Estimates for capital reappropriation amounts are based on current biennium appropriations minus expenditures through July 2022 Fiscal Month 13.

**Location**

City: Oroville

County: Okanogan

Legislative District: 007

**Project Type**

Infrastructure Preservation (Minor Works)

**Growth Management impacts**

N/A

**Funding**

Acct Code	Account Title	Estimated Total	Expenditures		2023-25 Fiscal Period	
			Prior Biennium	Current Biennium	Reappropriations	New Appropriations
057-1	State Bldg Constr-State	217,000	80,000	42,000	95,000	
	<b>Total</b>	<b>217,000</b>	<b>80,000</b>	<b>42,000</b>	<b>95,000</b>	<b>0</b>
<b>Future Fiscal Periods</b>						
		<u>2025-27</u>	<u>2027-29</u>	<u>2029-31</u>	<u>2031-33</u>	
057-1	State Bldg Constr-State					
	<b>Total</b>	<b>0</b>	<b>0</b>	<b>0</b>	<b>0</b>	

**Operating Impacts**

No Operating Impact

\*\*\* *This page intentionally blank.* \*\*\*

461 - Department of Ecology  
 Capital Project Request

2023-25 Biennium

\*

Version: BI Biennial 2023-25 Initial

Report Number: CBS002

Date Run: 9/7/2022 11:45AM

Project Number: 30000282

Project Title: Padilla Bay Federal Capital Projects

**Description**

Starting Fiscal Year: 2012  
 Project Class: Preservation  
 Agency Priority: 0

**Project Summary**

The National Oceanic and Atmospheric Administration (NOAA) administers an annual competitive capital grant program for the nation's federal estuarine reserves. Under NOAA's Estuarine Reserve Division, Ecology's Padilla Bay National Estuarine Research Reserve is eligible to apply for a 70 percent federal grant to be used for facility construction, remodeling, and property acquisition for projects within the scope of the Reserve's management plan and federal regulations. The other 30 percent match is not state cash and instead comes from donations, in-kind contributions, and other non-state sources. Ecology is seeking federal capital appropriation so it can spend federal dollars upon successfully securing new NOAA funding. (General Fund - Federal)

**Project Description**

Estimates for capital reappropriation amounts are based on current biennium appropriations minus expenditures through July 2022 Fiscal Month 13.

**Location**

City: Mount Vernon

County: Skagit

Legislative District: 040

**Project Type**

Facility Preservation (Minor Works)

**Growth Management impacts**

N/A

**Funding**

Acct Code	Account Title	Estimated Total	Expenditures		2023-25 Fiscal Period	
			Prior Biennium	Current Biennium	Reappropriations	New Appropriations
001-2	General Fund-Federal	800,000	732,000	5,000	63,000	
	<b>Total</b>	<b>800,000</b>	<b>732,000</b>	<b>5,000</b>	<b>63,000</b>	<b>0</b>
<b>Future Fiscal Periods</b>						
		<u>2025-27</u>	<u>2027-29</u>	<u>2029-31</u>	<u>2031-33</u>	
001-2	General Fund-Federal	0	0	0	0	
	<b>Total</b>	<b>0</b>	<b>0</b>	<b>0</b>	<b>0</b>	

**Operating Impacts**

No Operating Impact

\*\*\* *This page intentionally blank.* \*\*\*

**Department of Ecology  
2023-2033 Capital Budget**

**Table of Contents**

<b>Tab C</b>	<b>Programmatic Projects .....</b>	<b>207</b>
	1. 40000604 Product Testing Laboratory Construction.....	209
	2. 40000127 Padilla Bay Federal Capital Projects .....	273

\*\*\* *This page intentionally blank.* \*\*\*



461 - Department of Ecology  
 Capital Project Request

2023-25 Biennium

\*

Version: BI Biennial 2023-25 Initial

Report Number: CBS002

Date Run: 9/13/2022 2:43PM

Project Number: 40000604

Project Title: Product Testing Laboratory Construction

**Description**

Starting Fiscal Year: 2024

Project Class: Program

Agency Priority: 16

**Project Summary**

Washington State is a national leader in consumer protection. Ecology’s Product Testing Team uses cutting edge science to test for toxics in consumer products available for retail or online sale. This science helps support regulatory actions against products and manufacturers not in compliance with state laws. Ecology received funding in the 2021-23 operating budget to expand its Product Testing Team and conduct a study to determine the feasibility of constructing a laboratory in the basement space of Ecology’s Lacey Headquarters Building for the analysis of consumer products. This request implements the recommendations of the study to construct the needed laboratory. (State Building Construction Account)

**Project Description**

**What is the proposed project?**

Ecology is requesting \$16,111,000 to construct a laboratory in the basement of Ecology’s Headquarters Building. Funding was provided in the 2021-23 operating budget to conduct a study to determine the feasibility of constructing a laboratory at headquarters for the analysis of consumer products. This request implements the recommendations from the study.

The study was designed to inform how the footprint of the Product Testing Team’s existing processing room at headquarters could be expanded so that all product testing work (organics and inorganics analysis) can be completed at this location. In 2019, Ecology contracted for a feasibility study to determine how the current space within headquarters could be retrofitted to handle the analysis and testing of organic material contained in consumer products. The updated feasibility study funded and completed this biennium was used to determine how the current space could be expanded to also handle the analysis and testing of inorganic material in consumer products.

Components of the updated study included an investigation of whether the space available at headquarters could meet the lab design needs, an evaluation of the basement’s overall space use, and the development of construction cost estimates and documents/designs to support this capital budget request.

The budget for this project was developed based on the attached Capital Plan (C-100), and attached cost estimates included in the feasibility study completed by KMB Architects, dated March 31, 2022. The estimated cost breakdown by cost component is below:

**Contractor feasibility study estimates:**

- Substructure \$24,528
- Shell \$119,484
- Interiors \$210,852
- Services \$2,832,376
- Equipment and Furnishings \$4,194,650
- Other Building Construction \$61,320
- Design Contingency \$1,116,482
- General Conditions \$1,540,745
- Home Office Overhead \$505,022
- Profit \$636,328
- Estimated Escalation \$2,043,742

**Subtotal \$13,285,529**

# 461 - Department of Ecology Capital Project Request

2023-25 Biennium

\*

Version: BI Biennial 2023-25 Initial

Report Number: CBS002

Date Run: 9/13/2022 2:43PM

Project Number: 40000604

Project Title: Product Testing Laboratory Construction

## Description

### Non-staff costs:

Computer and IT-related costs \$54,360  
 Relocating items from basement \$40,000  
 A/E Basic Design Services per C-100 \$322,660  
 Bid/Construction/Closeout per C-100 \$144,963  
 Design Svs Contingency per C-100 \$188,983  
 Allow for Change Orders per C-100 \$194,914  
 Artwork per C-100 \$80,152  
 Sales taxes per C-100 \$729,517  
 Additional escalation per C-100 \$973,096

**Subtotal \$2,728,645**

### Staff costs:

IT systems management \$96,464

Subtotal \$96,464

**Total \$16,110,638**

**Total (Rounded) \$16,111,000**

### What opportunity or problem is driving this request?

Ecology currently conducts a limited amount of testing of consumer products for toxics at the Manchester Environmental Laboratory (MEL), which is shared with the Environmental Protection Agency (EPA), which owns the facility. Ecology is unable to expand its space utilization at MEL to conduct increased level of product testing required by recent legislation.

In addition, EPA will require Ecology to eventually stop all testing of consumer products at MEL due to potential contamination issues. Consumer products have been found to have very high concentrations of contaminants. These high concentrations can contaminate the lab and equipment, thereby interfering with the low concentration environmental analyses conducted within the same lab areas.

EPA understands the importance of our product testing work, and because we have completed the feasibility study, and are submitting this budget request to build the new lab, EPA has been willing to work with us up to this point. However, if this request is not funded, they will eventually require us to cease conducting this work at MEL and Ecology would need to contract this work out, or find another alternative.

### What are the specific benefits of this project?

Many of the products consumers use every day release low doses of toxic chemicals. These chemicals can accumulate over time and have harmful effects on people and the environment. Ecology's Product Testing Team is responsible for confirming the presence or absence of toxic chemicals in everyday consumer products through cutting edge scientific approaches. This science directly supports policy decisions, as well as compliance and regulatory actions for consumer products that may pose a toxic threat to the health of Washington residents.

# 461 - Department of Ecology Capital Project Request

2023-25 Biennium

\*

Version: BI Biennial 2023-25 Initial

Report Number: CBS002

Date Run: 9/13/2022 2:43PM

Project Number: 4000604

Project Title: Product Testing Laboratory Construction

## Description

Ecology's product testing activities rely on quality laboratory analytical work. This project will support the construction of a laboratory needed to analyze consumer products for toxics, thereby allowing Ecology to continue its efforts to improve the safety of consumer products.

It will also enable Ecology to analyze environmental and product samples for polychlorinated biphenyls (PCBs), a group of toxic chemicals demonstrated to cause cancer and other adverse health effects. The analyses for PCBs in environmental samples are not currently performed at MEL due to the lack of space. PCBs are not usually found in high concentrations in consumer products since they are not intentionally added to products for any desirable purposes. Therefore, both consumer products and environmental samples may be analyzed for PCBs in the same laboratory space since there is not the risk of consumer products contaminating environmental samples.

Ecology will repurpose currently underutilized space in its Lacey Headquarters Building and remodel it into a fully functioning laboratory to support important studies designed to reduce the amount of toxic chemicals in the environment and in products used by residents of Washington state.

This request will also provide economic benefits to the state by creating up to 47 jobs during the next two years based on Office of Financial Management estimates.

### What are the effects of non-funding?

If this request is not funded, product testing analytical work could not be performed by Ecology and would need to be contracted out. However, contract labs do not perform much of this highly specialized testing, so a great deal of the testing would not be done at all. Ecology would then be unable to carry out its responsibilities under the Children's Safe Product Act (CSPA) and Safer Products for Washington Act.

It would also seriously hamper Ecology's ability to identify and regulate new and emerging toxic chemicals. Commercial laboratories are often not willing and or able to undertake the necessary research to develop analytical methods for these new chemicals. Products containing toxic chemicals may end up in the hands of consumers and in landfills. While some testing would be performed by contract labs, Ecology would not have control over the types of analyses performed and the timeliness of data. Reliance on contract labs alone is expected to result in only very limited testing capability with unknown timing for data.

### Why is this the best option or alternative?

There are two potential alternatives to this request for constructing a laboratory for product testing analysis in the basement of Ecology's Lacey Headquarters Building: 1) do not construct a new laboratory at all, and 2) construct a new laboratory in a different location.

Under alternative 1, Ecology would not construct a laboratory for analysis of consumer products anywhere. EPA will soon no longer allow Ecology to conduct product-testing analysis at MEL. Ecology would be unable to perform analyses of consumer products and this work would need to be sent out to contract laboratories. Since contract labs are unable to perform much of this testing and are unlikely to take steps necessary to perform the testing at a non-cost prohibitive price, these tests could not be performed, thereby limiting Ecology's ability to protect the public and environment from toxic chemicals in consumer products.

Under alternative two, Ecology would need to find an alternative location to construct a new laboratory for testing consumer products. This would likely require purchasing or leasing new building space, which would then need to be modified to meet

# 461 - Department of Ecology Capital Project Request

2023-25 Biennium

\*

Version: BI Biennial 2023-25 Initial

Report Number: CBS002

Date Run: 9/13/2022 2:43PM

Project Number: 4000604

Project Title: Product Testing Laboratory Construction

## Description

Ecology's needs. Constructing the lab in the basement of Ecology's Headquarters Building is more cost-efficient since the state already owns the facility and it is more convenient since Ecology staff will not need to travel to a different location.

For these reasons, it was determined the option to construct a new laboratory in the basement of Ecology's Lacey building is the best option to pursue.

### How will clients be affected and services change if this project is funded?

Ecology's Product Testing Team currently conducts a limited amount of analysis of consumer product samples. However, the laboratory facility does this analytical work (MEL) is owned by EPA and they have notified Ecology that these types of analysis will soon no longer be allowed due to the potential for contamination of environmental analytical work.

Constructing a new laboratory at headquarters will allow Ecology to continue to analyze consumer products for toxics and increase the amount of analyses performed, in keeping with the expansion of Ecology's product testing program. Ecology will also gain the capability to conduct analyses for PCBs, which currently are unable to be performed at the Manchester facility due to lack of space.

### How is the request impacting equity in the state?

Many of the product testing projects that will have samples analyzed by the new product testing lab will use the Environmental Justice (EJ) Screening Assessment Tool for site selection. This tool was used for selecting sample sites in a previous Toxics in School Supplies Project and proved useful in identifying, and better protecting, disadvantaged children. This tool is a GIS-based assessment, which uses EPA's EJ screen and the U.S. Census Bureau's geocoding data to create an EJ Index of potential sample sites.

The EJ index is based on poverty, racial status, and home language. Additionally, there is a new focus on products specifically marketed to the Black, Indigenous, and People of Color (BIPOC) community. Many of these products, such as cosmetics and shampoos, have complicated matrices that require extensive research and development in order to be tested in the laboratory. This space will create the resources needed for these analyses.

### What is the agency's proposed funding strategy for the project?

Ecology is requesting State Building Construction Account funding for this work.

### Are FTEs required to support this project?

This project requires a total of 0.58 FTE during fiscal year 2025 for Information Technology (IT) support to install, connect, and troubleshoot computer hardware and software. This level of FTE is consistent with previous Ecology projects.

It is anticipated that a future (2025-27 biennium) operating budget request will be submitted for additional FTEs needed to support our product testing work once the new lab is constructed.

### How does the project support the agency and statewide results?

This request is essential to achieving the Governor's Results Washington Goals 3 Sustainable Energy and a Clean Environment and 4 Healthy and Safe Communities, and Ecology's Goal 3 Prevent and reduce toxic threats and pollution because it will continue and enhance Ecology's efforts to identify and remove toxics from consumer products which will decrease harmful exposure to Washington's residents and environment.

461 - Department of Ecology  
 Capital Project Request

2023-25 Biennium

\*

Version: BI Biennial 2023-25 Initial

Report Number: CBS002

Date Run: 9/13/2022 2:43PM

Project Number: 40000604

Project Title: Product Testing Laboratory Construction

**Description**

**How will the other state programs or units of government be affected if this project is funded?**

If this project is funded, it will allow Ecology to continue its partnership with the Office of the Attorney General, which has funded past and current studies to analyze for toxics in school supplies. Most recently, the Team assisted in an AGO investigation that found dozens of children’s school supplies sold on Amazon.com had illegal levels of toxic metals lead and cadmium in them (see full press release here: <https://www.atg.wa.gov/news/news-releases/ag-ferguson-amazon-must-remove-toxic-school-supplies-kid-s-jewelry-marketplace>). To resolve the investigation without a lawsuit, Amazon entered into a nationwide legally binding agreement to block the sale of children’s schools supplies and jewelry on Amazon.com without lab reports and other proof from the sellers that the products are not toxic.

The new laboratory space will require a Laboratory Information Management System (LIMS) with the capability to generate electronic data and upload data to the product testing database and Ecology’s Environmental Information Management database (EIM). Ecology’s Information Technology Services Office (ITSO) has been consulted and is working on scoping the needs of this project, which would be support through a future operating budget request.

**Proviso**

N/A

**Location**

City: Lacey

County: Thurston

Legislative District: 022

**Project Type**

Remodel/Renovate/Modernize (Major Projects)

**Growth Management impacts**

N/A

New Facility: No

**Funding**

Acct Code	Account Title	Estimated Total	Expenditures		2023-25 Fiscal Period	
			Prior Biennium	Current Biennium	Reappropriations	New Appropriations
057-1	State Bldg Constr-State	16,111,000				16,111,000
	<b>Total</b>	<b>16,111,000</b>	<b>0</b>	<b>0</b>	<b>0</b>	<b>16,111,000</b>
<b>Future Fiscal Periods</b>						
		<b>2025-27</b>	<b>2027-29</b>	<b>2029-31</b>	<b>2031-33</b>	
057-1	State Bldg Constr-State					
	<b>Total</b>	<b>0</b>	<b>0</b>	<b>0</b>	<b>0</b>	

**Operating Impacts**

No Operating Impact

**461 - Department of Ecology  
Capital Project Request**

2023-25 Biennium

\*

**Version:** BI Biennial 2023-25 Initial

**Report Number:** CBS002

**Date Run:** 9/13/2022 2:43PM

**Project Number:** 40000604

**Project Title:** Product Testing Laboratory Construction

**Operating Impacts**

---

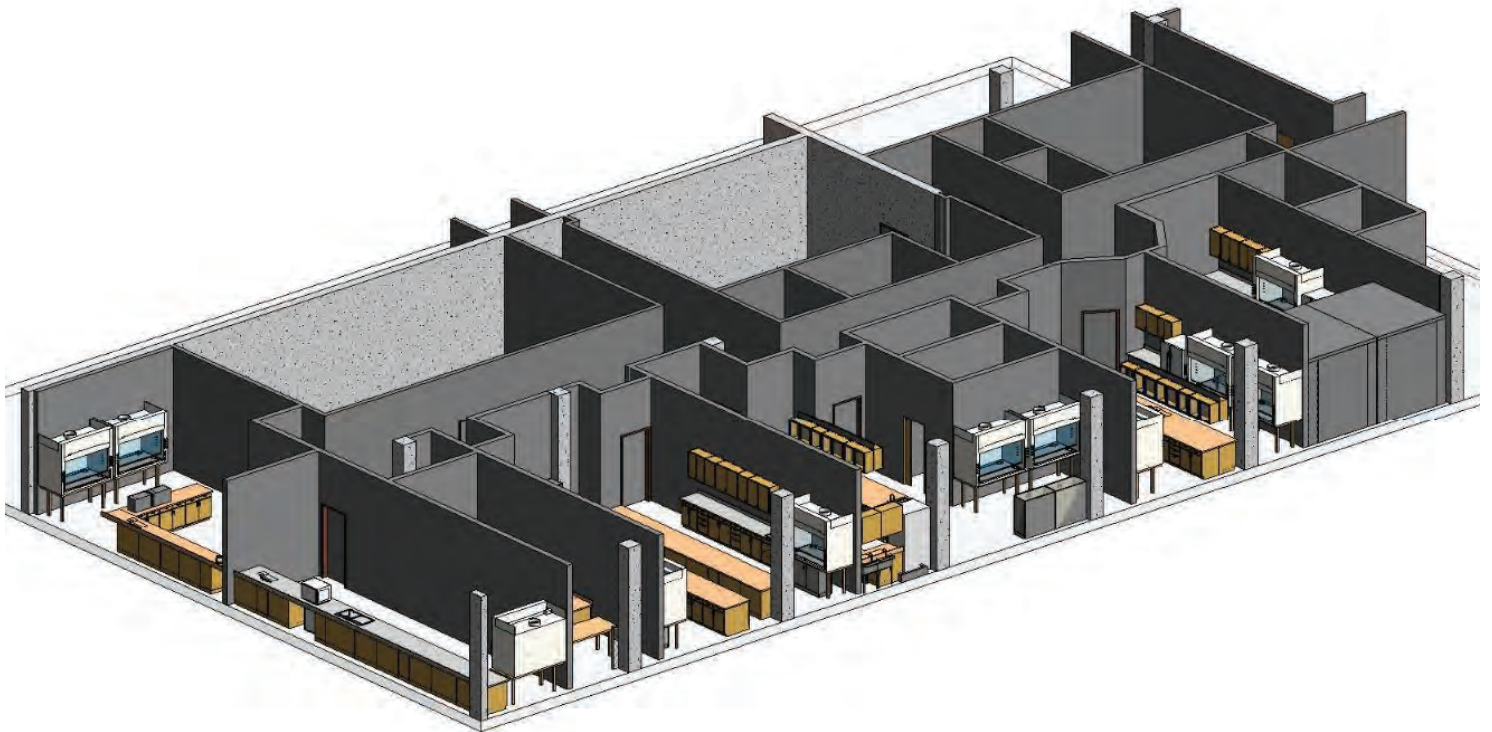
**Narrative**

If this project is funded, the new product testing laboratory will be built in the Lacey Headquarters Building basement. The lab will be designed during fiscal year 2024 and constructed during fiscal year 2025. Ecology anticipates submitting a future operating budget request for the 2025-27 biennium to staff the lab and begin operations in fiscal year 2026.

# DEPARTMENT OF ECOLOGY

## Feasibility Study for Eight Consumer Product Testing Laboratories

300 Desmond Dr SE  
Lacey, Washington, 98503  
March 31, 2022



March 30, 2022

Department of Ecology  
300 Desmond Dr. SE.  
Lacey, WA 98503

**Project: Feasibility study for Eight Laboratories  
Department of Ecology Basement**

The following report documents the feasibility of providing eight separate lab spaces in 4,934 square feet in the basement of the Department of Ecology main building in Lacey. This work expands the study that was started in 2019. KMB architects and consultants met with Department of Ecology and Department of Enterprise Services over the last two months. The spaces were downsized to meet the limited space available while still providing the functionality needed by laboratory staff to perform their work.

Laboratory Director, Alan Rue, provided the following background and justification for the new laboratory.

Background:

A feasibility study for a Product Testing lab in the basement was completed in 2019. We are developing a plan for a Product Testing lab in the basement with a capital budget request for the 23-25 Biennium. As part of this plan, we are doing a new feasibility study for adding inorganics capability to the existing organics plan. In addition to the inorganics, we also need to expand organics to include capability for other organics analytes (per the Decision Package) that were excluded in the existing organics plan (the 2019 study), which was a scaled down plan. The added organics analytes are more comprehensive for the CHCC (Chemicals of High Concern to Children) and PBT (Persistent, Bio accumulative, and Toxic chemicals) lists.

Justification:

Adding PCB capability to the existing organics plan is part of making the Product Testing organics capability comprehensive. Product Testing studies for PCBs in consumer products were conducted in 2017, 2018, and 2021. There is an ongoing need to continue to test various consumer products for PCBs because of the potential consumer exposure to this toxic class of chemicals, and to comply with state purchasing rules.

Having PCB capability in the Product Testing lab has the added benefit of being able to test environmental matrices (water, sediment, soil, fish tissue, and biofilm) for PCBs, which historically has been done at contract labs. There is an ongoing need and funding to continue to test environmental samples for PCBs in the wake of the Monsanto settlement, because of the environmental impact of this persistent, bio accumulative, and toxic class of chemicals. PCBs are a key class of compounds listed in the agency's Chemical Action Plan. Ecology's Manchester Lab services will be more comprehensive for serving our agency's needs for PCB data.

**The proposed laboratories are:**

- Sample Receiving
- PCB Extraction Laboratory
- Equipment Cleaning
- Organic Extractions Laboratory
- Organic Analysis Laboratory
- Inorganic Analysis Laboratory
- Volatile Organic Analysis (VOA)
- Inorganic Digestion Laboratory



**Study drawings provided include:**

- GI001 Cover sheet with a list of those involved and drawing index
- A-101 As-built floor plans
- AD101 Demolition floor plans
- A-111 Schematic design floor plans
- A-112 Schematic design floor plans- Alternate #1
- A-601 Equipment schedule
- A-602 Equipment schedule – Alternate #1
- A-621 Finish schedule and notes
- P-101 Plumbing Plan
- M-101 HVAC plan.

**Study booklet information includes:**

- Cover letter with extent of study
- Reference Floor Plans
- Mechanical Narrative
- Electrical Narrative
- Meeting notes
- Cost estimate escalated for 2024 construction
- Equipment cut sheets provided per lab.

**Study Attendees include:**

• Gabriel Baker	Department of Enterprise Services	Project Manager
• Jamali Majid	Department of Enterprise Services	Project Manager
• Alan Rue	Washington Department of Ecology	Laboratory Director
• Steve Adams	Washington Department of Ecology	Facilities Manager
• Fran Huntington	Washington Department of Ecology	Regional Facilities Operations Manager
• Heidi Chuhran	Washington Department of Ecology	Inorganics Laboratory Supervisor
• Joan Protasio	Washington Department of Ecology	Organics Laboratory Supervisor
• Brian White	HultzBHU Engineers	Mechanical Engineer
• Amanda Waszgis	Hargis Engineers	Electrical Engineer
• Craig McClelland	KMB architects	Architect, Partner
• Jason Barry	KMB architects	Project Manager
• Terina Owen	KMB architects	Project Architect

The estimated cost for construction based on the proposed design and equipment with a construction midpoint of January 2025 is **\$13,285,529**.

The estimated cost for construction based on the proposed design and equipment for the construction midpoint of January 2025 for Alternate #1 – Provide storage room in lieu of PCB Extraction Lab is **\$12,221,662**.

Thank you engaging KMB architects for design work and estimating. We look forward to be asked to provided full construction document services during the 2023-2025 biennium.

Sincerely,  
**KMB architects**



Craig McClelland, AIA, LEED AP  
Partner

Department of Ecology  
Feasibility Study for Laboratory Space Development

## **MECHANICAL SYSTEMS**

### **HVAC**

Heating, cooling and ventilation for the spaces will be handled by new packaged energy recovery ventilation (ERV) units with air conditioning and gas heating. Separate units from the existing system are required due to heat loads from the muffle oven, gas chromatameters, and related items with heat loads.

The spaces will be maintained at typical temperatures and humidity for normal human occupancy comfort in accordance with recognized standards (i.e. 68 deg. F to 75 deg. F, relative humidity within the 30% to 60% range). No dehumidification or humidification equipment is planned; these can be added if the lab equipment requires special environmental conditions.

The exhaust for fume hoods, exhaust for the muffle oven, and exhaust for miscellaneous other items would be provided by the new energy recovery units. The new fume hood ductwork shall be of stainless steel construction.

Make up air will be ducted from the ERV's to variable air volume (VAV) boxes serving each lab. These will vary the airflow to each space to maintain proper space pressurization.

The HVAC system would be air balanced to provide negative air pressure in the lab areas, and positive air pressure in the adjacent corridors.

### **PLUMBING**

Domestic water can be provided from existing water routed nearby in the ceiling space. Sewer service would need to be provided by saw cutting the floor and routing to an acid neutralization tank with monitoring. Pull Down type eye washes will be located adjacent to the double compartment sinks. Deionized (DI) water would be provided using a manufactured filtration system. Type II DI water would serve the dishwasher, and Type I DI water would be provided at a point of use dispenser.

Combination emergency shower/eyewash will be located in the corridor outside of the labs.

A vacuum pump will be provided, with vacuum piped to the fume hoods and other laboratory equipment requiring vacuum. The vacuum pump is planned to be located in the cylinder storage room. The unit would be controlled by a time clock to be off when vacuum is not required (i.e. off normal lab hours).

Compressed air will be provided to the fume hoods and other locations as required. The air will be provided from a new air compressor and dryer replacing the existing equipment. General filtration

followed by a high quality coalescing type (water and oil removal) filter will be used to provide high quality clean air.

Nitrogen, helium, hydrogen, argon, methane, ammonia, and oxygen gases will be piped to the fume hoods and items requiring these gases from master cylinders located in the cylinder storage room. Instrument grade tubing would be used. The Cyromill has an adjacent liquid nitrogen cylinder.

### **FIRE SPRINKLER**

The existing building fire sprinkler system will be modified to serve the remodeled area. The system is a wet pipe type, using water as the extinguishing agent. No special fire suppression system is planned.

### **CONTROLS**

A low oxygen alarm will be provided to alert occupants in case of low oxygen levels (due to a liquid nitrogen leak). The alarm will be an audible/visual type in the room and be connected to the building energy management and control system (EMCS) to alarm remotely.

New HVAC system controls, compatible with the existing building EMCS, will be provided to control temperatures in the area. No humidification sensors or controls are planned.

# Laboratory Space Development

## Department of Ecology

Lacey, WA

### Feasibility Study Estimate

April 7, 2022

Prepared For:

**KMB**

906 Columbia Street SW  
Suite 400  
Olympia, WA 98501



520 Kirkland Way, Suite 301  
Kirkland, WA 98033  
Phone: 425-828-0500  
Fax: 425-828-0700  
[www.prodims.com](http://www.prodims.com)

---

---

## Estimate Summary

**Estimate Summary**

			<b>Total Direct Cost</b>	<b>\$</b>	<b>7,443,212</b>
Design Contingency	15.0%	\$	1,116,482	<i>Subtotal</i>	\$ 8,559,693
General Conditions	18.0%	\$	1,540,745	<i>Subtotal</i>	\$ 10,100,438
Home Office Overhead	5.0%	\$	505,022	<i>Subtotal</i>	\$ 10,605,460
Profit	6.0%	\$	636,328	<i>Subtotal</i>	\$ 11,241,788
Escalation to midpoint of construction - January, 2025	18.18%	\$	2,043,742	<i>Subtotal</i>	\$ 13,285,529
<b>TOTAL ESTIMATED CONSTRUCTION COST - January, 2025</b>					<b>\$ 13,285,529</b>

**Bid Alternates**

				<i>Total Deduct from Base Bid</i>
Alternate #1 - Provide Storage Room in lieu of PCB Extraction Lab			<b>Deduct \$</b>	<b>(1,063,867)</b>
<b>TOTAL ESTIMATED CONSTRUCTION COST w/ Bid Alternates</b>				
<b>\$ 12,221,662</b>				

**Estimate Assumptions:**

This estimate is based on the Feasibility Study Drawings dated March 31, 2022.  
 The escalation rate used is 6% per year. Costs are escalated to the mid-point of construction of January, 2025  
 An escalation rate above 6% per year is not included in the estimate. This is important if general inflation exceeds this rate.  
 The estimate should be recalculated if escalation rates increase and/or if this estimate is older than six months.  
 All soft costs are the owner's responsibility to determine and verify. The Soft Costs estimate has been excluded from the construction cost estimate.  
 Hazardous Material Abatement IS NOT Included.

**Estimate Qualifications:**

Summary sheet markups are cumulative, not additive. Percentages are added to the previous subtotal rather than the direct cost subtotal.  
 Estimated labor is based on an 8 hour per day shift 5 days a week first shift. Accelerated schedule work of overtime has not been included.  
 Estimate is based on a competitive public bid with at least 3 bona fide submitted and unrescinded general contractor bids.  
 If only 1 or 2 bids are received the bids could be 40% to 100% more than the cost estimate is based on empirical experience.  
 Estimate is based on a competitive public bid with a minimum 4 week bidding schedule and no significant addendums within 2 weeks of bid opening.  
 Estimated construction cost is for the entire project. This estimate is not intended to be used for other projects.  
 Division 0/ Division 1 specifications are presumed to have normal ranges for liquidated damages, construction schedule and terms & conditions.  
 These divisions are typically written after the final estimate. Please contact the cost estimator for a review, if desired.  
 Please consult the cost estimator for any modifications to this estimate. Unilaterally adding and deleting markups, scope of work, schedule, specifications, plans and bid forms could incorrectly restate the project construction cost.  
 The construction cost estimate does not include an estimate of owner soft costs such as A/E fees, owner contingencies and permit fees.  
 Construction reserve contingency for change orders is not included in the estimate.  
 Any modifications to the plans via addendums and code review for permits will cause cost increases and are not included in this estimate.  
 Sole source supply of materials and/ or installers typically results in a 40% to 100% premium on costs over open specifications.  
 Imposition of tariffs and market instability of resources such as fuel, insurance and labor occurring after estimate date are not included.  
 Contractors imposing different bidding conditions from plans and specifications on subcontractors are not bidding from the plans and specifications.  
 Modifications to the proposed construction schedule and modifying the phasing plans after this estimate will affect construction cost and are not included.  
 The estimate includes a reasonable construction escalation that can be determined based on market conditions for up to the next 6 months.  
 Since this project has a midpoint of construction further than 6 months, increases in escalation are not included beyond the rate shown in the estimate.

**Estimate Detail**



Name: **Laboratory Space Development**  
 Second name: **Department of Ecology**  
 Location: **Lacey, WA**  
 Design phase: **Feasibility Study Estimate**  
 Estimate date: **April 7, 2022**

**Areas**  
 1st floor 5,110 sqft  
 Total **5,110 GSF7**

WBS	Description	QTY	Unit	Labor \$/Unit	Labor Total	Material \$/Unit	Material Total	Equip. \$/Unit	Equip. Total	Total Unit \$	Direct Cost Extended	Direct \$/sqft
<b>A - Substructure</b>												
<b>A10 - Foundations</b>												
<b>A1030 - Slab on Grade</b>	Cut-out & replace concrete floor slab for new plumbing runs to new fixtures, remove debris from building, load/haul & dispose, remove & fill-in electrical trenches	511.00	sqft	24.00	12,264.00	19.20	9,811.20	4.80	2,452.80	48.00	24,528.00	
					<b>\$ 12,264</b>		<b>\$ 9,811</b>		<b>\$ 2,453</b>		<b>\$ 24,528</b>	<b>\$ 4.80</b>
	<b>A1030 - Slab on Grade Totals</b>											
<b>B - Shell</b>												
<b>B10 - Superstructure</b>												
<b>B1020 - Roof</b>	Structural cutting, structural upgrades to openings and patching as required for new mechanical units located on the roof structure	5,110.00	sqft	9.45	48,289.50	4.80	24,528.00	0.75	3,832.50	15.00	76,650.00	
					<b>\$ 48,290</b>		<b>\$ 24,528</b>		<b>\$ 3,833</b>		<b>\$ 76,650</b>	<b>\$ 15.00</b>
	<b>B1020 - Roof Totals</b>											
<b>B20 - Exterior Closure</b>												
<b>B2010 - Exterior Walls</b>	Perimeter wall furring, painted water barrier, metal stud, 3-5/8", 16 ga, 16" oc., R10 rigid insulation, R13 batt insulation, vapor barrier, GWB (1) side, taped and finished - area based on wall area	2,292.00	sqft	5.52	12,651.84	6.24	14,302.08	0.24	550.08	12.00	27,504.00	
					<b>\$ 12,652</b>		<b>\$ 14,302</b>		<b>\$ 550</b>		<b>\$ 27,504</b>	<b>\$ 5.38</b>
	<b>B2010 - Exterior Walls Totals</b>											
<b>B30 - Roofing</b>												
<b>B3010 - Roof Coverings</b>	Patch & repair roofing, new flashings, as required for new equipment penetrations	5,110.00	sqft	1.68	8,584.80	1.20	6,132.00	0.12	613.20	3.00	15,330.00	
					<b>\$ 8,585</b>		<b>\$ 6,132</b>		<b>\$ 613</b>		<b>\$ 15,330</b>	<b>\$ 3.00</b>
	<b>B3010 - Roof Coverings Totals</b>											
<b>C - Interiors</b>												
<b>C10 - Interior Construction</b>												
<b>C1010 - Interior Partitions</b>	New interior partition systems - metal studs, GWB, sound attenuation batts, duct shaft & enclosures and relites - area based on wall area	4,320.00	sqft	2.87	12,398.40	7.18	30,996.00	0.21	885.60	10.25	44,280.00	
					<b>\$ 12,398</b>		<b>\$ 30,996</b>		<b>\$ 886</b>		<b>\$ 44,280</b>	<b>\$ 8.67</b>
	<b>C1010 - Interior Partitions Totals</b>											

WBS	Description	QTY	Unit	Labor \$/Unit	Labor Total	Material \$/ Unit	Material Total	Equip. \$/ Unit	Equip. Total	Total Unit \$	Direct Cost Extended	Direct \$/sqft
<b>C1020 - Interior Doors</b>	Interior door/ frame, hardware, vision lights, some fire-rated doors, finished	12.00	lvs	\$ 1,608.20	\$ 19,298.40	\$ 1,973.70	\$ 23,684.40	\$ 73.10	\$ 877.20	\$ 3,655.00	\$ 43,860.00	
	<b>C1020 - Interior Doors Totals</b>				\$ 19,298		\$ 23,684		\$ 877		\$ 43,860	\$ 8.58
<b>C1030 - Interior Specialties</b>	Misc. interior specialties, room signage, fire extinguisher cabinets, marker & tack boards	5,110.00	sqft	\$ 0.48	\$ 2,452.80	\$ 0.50	\$ 2,555.00	\$ 0.02	\$ 102.20	\$ 1.00	\$ 5,110.00	
	<b>C1030 - Interior Specialties Totals</b>				\$ 2,453		\$ 2,555		\$ 102		\$ 5,110	\$ 1.00
<b>C30 - Interior Finishes</b>												
<b>C3010 - Interior Wall Finishes</b>	Interior painting, GWB, some fiberglass reinforced wall panel	8,200.00	sqft	\$ 1.77	\$ 14,514.00	\$ 1.20	\$ 9,840.00	\$ 0.03	\$ 246.00	\$ 3.00	\$ 24,600.00	
	<b>C3010 - Interior Wall Finishes Totals</b>				\$ 14,514		\$ 9,840		\$ 246		\$ 24,600	\$ 4.81
<b>C3020 - Interior Floor Finishes</b>	Sheet vinyl flooring, vinyl base, clean & prepare existing slab for finish, laboratory	5,110.00	sqft	\$ 4.95	\$ 25,294.50	\$ 5.94	\$ 30,353.40	\$ 0.11	\$ 562.10	\$ 11.00	\$ 56,210.00	
	<b>C3020 - Interior Floor Finishes Totals</b>				\$ 25,295		\$ 30,353		\$ 562		\$ 56,210	\$ 11.00
<b>C3030 - Interior Ceiling Finishes</b>	Suspended ACT ceiling, 2x2 grid, some suspended GWB ceiling systems	5,110.00	sqft	\$ 3.02	\$ 15,452.64	\$ 4.10	\$ 20,971.44	\$ 0.07	\$ 367.92	\$ 7.20	\$ 36,792.00	
	<b>C3030 - Interior Ceiling Finishes Totals</b>				\$ 15,453		\$ 20,971		\$ 368		\$ 36,792	\$ 7.20
<b>D - Services</b>												
<b>D20 - Plumbing Systems - Estimate by others see backup</b>												
<b>D2010 - Plumbing Fixtures</b>	General Mechanical	5,110.00	sqft	\$ 7.03	\$ 35,919.58	\$ 4.69	\$ 23,946.38	\$ -	\$ -	\$ 11.72	\$ 59,865.96	
	Demolition	5,110.00	sqft	\$ 6.07	\$ 30,996.61	\$ 0.32	\$ 1,631.40	\$ -	\$ -	\$ 6.39	\$ 32,628.01	
	Plumbing Fixtures	5,110.00	sqft	\$ 7.10	\$ 36,264.92	\$ 7.69	\$ 39,287.00	\$ -	\$ -	\$ 14.79	\$ 75,551.92	
	<b>D2010 - Plumbing Fixtures Totals</b>				\$ 103,181		\$ 64,865		\$ -		\$ 168,046	\$ 32.89
<b>D2020 - Domestic Water Distribution</b>	Plumbing Piping System	5,110.00	sqft	\$ 5.35	\$ 27,356.26	\$ 5.80	\$ 29,635.95	\$ -	\$ -	\$ 11.15	\$ 56,992.21	
	Piping Accessories	5,110.00	sqft	\$ 0.22	\$ 1,118.85	\$ 0.33	\$ 1,678.28	\$ -	\$ -	\$ 0.55	\$ 2,797.13	
	Mechanical Insulation	5,110.00	sqft	\$ 3.61	\$ 18,438.44	\$ 0.90	\$ 4,609.61	\$ -	\$ -	\$ 4.51	\$ 23,048.06	
	<b>D2020 - Domestic Water Distribution Totals</b>				\$ 46,914		\$ 35,924		\$ -		\$ 82,837	\$ 16.21
<b>D2050 - Special Plumbing Systems</b>	Special Piping Systems	5,110.00	sqft	\$ 12.20	\$ 62,363.12	\$ 19.91	\$ 101,750.35	\$ -	\$ -	\$ 32.12	\$ 164,113.47	
	<b>D2050 - Special Plumbing Systems Totals</b>				\$ 62,363		\$ 101,750		\$ -		\$ 164,113	\$ 32.12
<b>D30 - HVAC Systems - Estimate by others see backup</b>												
<b>D3010 - Fuel Supply System</b>	Natural Gas Piping System	5,110.00	sqft	\$ 5.77	\$ 29,487.70	\$ 3.85	\$ 19,658.46	\$ -	\$ -	\$ 9.62	\$ 49,146.16	
	<b>D3010 - Fuel Supply System Totals</b>				\$ 29,488		\$ 19,658		\$ -		\$ 49,146	\$ 9.62

WBS	Description	QTY	Unit	Labor \$/Unit	Labor Total	Material \$/Unit	Material Total	Equip. \$/Unit	Equip. Total	Total Unit \$	Direct Cost Extended	Direct \$/sqft
<b>D3020 - HVAC System</b>												
	Air Handling & HVAC Units	5,110.00	sqft	4.77	\$ 24,393.60	114.57	\$ 585,446.40	-	\$ -	\$ 119.34	\$ 609,840.00	
	Air Terminal Units	5,110.00	sqft	32.84	\$ 167,829.10	9.81	\$ 50,130.77	-	\$ -	\$ 42.65	\$ 217,959.87	
	SA/ RA/ OA/ Relief Duct Systems	5,110.00	sqft	24.88	\$ 127,143.25	4.74	\$ 24,217.76	-	\$ -	\$ 29.62	\$ 151,361.02	
	Exhaust Systems	5,110.00	sqft	6.73	\$ 34,415.74	3.03	\$ 15,462.14	-	\$ -	\$ 9.76	\$ 49,877.88	
	Duct Accessories	5,110.00	sqft	0.47	\$ 2,415.16	0.34	\$ 1,748.91	-	\$ -	\$ 0.81	\$ 4,164.07	
	<b>D3020 - HVAC System Totals</b>				<b>\$ 356,197</b>		<b>\$ 677,006</b>		<b>\$ -</b>		<b>\$ 1,033,203</b>	<b>\$ 202.19</b>
<b>D3060 - HVAC Controls &amp; Instrumentation</b>												
	Controls	5,110.00	sqft	4.71	\$ 24,049.35	38.08	\$ 194,581.08	-	\$ -	\$ 42.78	\$ 218,630.42	
<b>D3070 - HVAC Controls &amp; Instrumentation Totals</b>					<b>\$ 24,049</b>		<b>\$ 194,581</b>		<b>\$ -</b>		<b>\$ 218,630</b>	<b>\$ 42.78</b>
<b>D3070 - Special HVAC Systems</b>												
	Special Exhaust Systems	5,110.00	sqft	7.05	\$ 36,024.93	14.31	\$ 73,141.52	-	\$ -	\$ 21.36	\$ 109,166.44	
<b>D3080 - HVAC Test &amp; Balance</b>												
	<b>D3070 - Special HVAC Systems Totals</b>				<b>\$ 36,025</b>		<b>\$ 73,142</b>		<b>\$ -</b>		<b>\$ 109,166</b>	<b>\$ 21.36</b>
	Balancing	5,110.00	sqft	3.41	\$ 17,424.97	-	\$ -	-	\$ -	\$ 3.41	\$ 17,424.97	
	Commissioning	5,110.00	sqft	1.18	\$ 6,050.00	-	\$ -	-	\$ -	\$ 1.18	\$ 6,050.00	
	Air Quality Assurance	5,110.00	sqft	0.47	\$ 2,420.00	-	\$ -	-	\$ -	\$ 0.47	\$ 2,420.00	
<b>D3080 - HVAC Test &amp; Balance Totals</b>					<b>\$ 25,895</b>		<b>\$ -</b>		<b>\$ -</b>		<b>\$ 25,895</b>	<b>\$ 5.07</b>
<b>D40 - Fire Protection Systems - Estimate by others see backup</b>												
<b>D4010 - Fire Protection Sprinkler Systems</b>												
	Fire Suppression	5,110.00	sqft	3.75	\$ 19,141.37	4.22	\$ 21,584.95	-	\$ -	\$ 7.97	\$ 40,726.31	
<b>D4010 - Fire Protection Sprinkler Systems Totals</b>					<b>\$ 19,141</b>		<b>\$ 21,585</b>		<b>\$ -</b>		<b>\$ 40,726</b>	<b>\$ 7.97</b>
<b>D50 - Electrical Systems - Estimate by others see backup</b>												
<b>D5010 - Electrical Service &amp; Distribution</b>												
	General Electrical Provisions (Submittals, Mobilization, Permits)	1.00	lpsm	11,999.64	\$ 11,999.64	18,946.80	\$ 18,946.80	631.56	\$ 631.56	\$ 31,578.00	\$ 31,578.00	
	Electrical Selective Demolition	3,664.00	sqft	2.69	\$ 9,859.82	0.69	\$ 2,528.16	0.07	\$ 252.82	\$ 3.45	\$ 12,640.80	
	Electrical Flooded Rework/ Recircuit/ Recable	1.00	lpsm	38,000.00	\$ 38,000.00	60,000.00	\$ 60,000.00	2,000.00	\$ 2,000.00	\$ 100,000.00	\$ 100,000.00	
	Main Bldg Power Distribution Rework	1.00	lpsm	58,635.52	\$ 58,635.52	92,582.40	\$ 92,582.40	3,086.08	\$ 3,086.08	\$ 154,304.00	\$ 154,304.00	
	Power Distribution	1.00	lpsm	66,581.70	\$ 66,581.70	105,129.00	\$ 105,129.00	3,504.30	\$ 3,504.30	\$ 175,215.00	\$ 175,215.00	
<b>D5010 - Electrical Service &amp; Distribution Totals</b>					<b>\$ 185,077</b>		<b>\$ 279,186</b>		<b>\$ 9,475</b>		<b>\$ 473,738</b>	<b>\$ 92.71</b>
<b>D5020 - Lighting and Branch Wiring</b>												
	Mechanical Power	1.00	lpsm	16,189.36	\$ 16,189.36	19,868.76	\$ 19,868.76	735.88	\$ 735.88	\$ 36,794.00	\$ 36,794.00	
	Branch Power	3,664.00	sqft	17.28	\$ 63,313.92	29.76	\$ 109,040.64	0.96	\$ 3,517.44	\$ 48.00	\$ 175,872.00	
	Lighting and Controls	4,672.00	sqft	9.08	\$ 42,431.10	14.34	\$ 66,996.48	0.48	\$ 2,233.22	\$ 23.90	\$ 111,660.80	
<b>D5020 - Lighting and Branch Wiring Totals</b>					<b>\$ 121,934</b>		<b>\$ 195,906</b>		<b>\$ 6,487</b>		<b>\$ 324,327</b>	<b>\$ 63.47</b>
<b>D5030 - Low Voltage Systems</b>												
	Telecommunications	3,664.00	sqft	3.80	\$ 13,923.20	6.00	\$ 21,984.00	0.20	\$ 732.80	\$ 10.00	\$ 36,640.00	
	Access Control	1.00	lpsm	26,220.00	\$ 26,220.00	41,400.00	\$ 41,400.00	1,380.00	\$ 1,380.00	\$ 69,000.00	\$ 69,000.00	
	Fire Alarm	4,672.00	sqft	3.00	\$ 14,025.34	4.74	\$ 22,145.28	0.16	\$ 738.18	\$ 7.90	\$ 36,908.80	
<b>D5030 - Low Voltage Systems Totals</b>					<b>\$ 54,169</b>		<b>\$ 85,529</b>		<b>\$ 2,851</b>		<b>\$ 142,549</b>	<b>\$ 27.90</b>

WBS	Description	QTY	Unit	Labor \$/Unit	Labor Total	Material \$/ Unit	Material Total	Equip. \$/ Unit	Equip. Total	Total Unit \$	Direct Cost Extended	Direct \$/sqft
<b>E - Equipment and Furnishings</b>												
<b>E10 - Equipment</b>												
E1020 - Institutional Equipment												
	Laboratory equipment	1.00	lpsm	\$ -	\$ -	\$ 3,861,286.11	\$ 3,861,286.11	\$ -	\$ -	\$ 3,861,286.11	\$ 3,861,286.11	
	Laboratory equipment installation	1.00	lpsm	\$ 188,430.76	\$ 188,430.76	\$ -	\$ -	\$ 4,633.54	\$ 4,633.54	\$ 193,064.31	\$ 193,064.31	
	<b>E1020 - Institutional Equipment Totals</b>											
				\$ 188,431	\$ 188,431	\$ 3,861,286	\$ 3,861,286	\$ 4,634	\$ 4,634	\$ 4,054,350	\$ 4,054,350	\$ 793.41
<b>E20 - Furnishings</b>												
E2010 - Fixed Furnishings												
	Laboratory base cabinet, door & drawer	260.00	lnft	\$ 117.00	\$ 30,420.00	\$ 195.00	\$ 50,700.00	\$ 13.00	\$ 3,380.00	\$ 325.00	\$ 84,500.00	
	Laboratory counter top, phenolic	290.00	lnft	\$ 48.60	\$ 14,094.00	\$ 81.00	\$ 23,490.00	\$ 5.40	\$ 1,566.00	\$ 135.00	\$ 39,150.00	
	Laboratory upper cabinet, sliding glass door	90.00	lnft	\$ 66.60	\$ 5,994.00	\$ 111.00	\$ 9,990.00	\$ 7.40	\$ 666.00	\$ 185.00	\$ 16,650.00	
	<b>E2010 - Fixed Furnishings Totals</b>											
				\$ 50,508	\$ 50,508	\$ 84,180	\$ 84,180	\$ 5,612	\$ 5,612	\$ 140,300	\$ 140,300	\$ 27.46
<b>F - Other Building Construction</b>												
F2010 - Building Elements Demolition												
	Demolition, interior gut, walls, doors, finishes, mechanical & electrical, remove debris from building, dispose	5,110.00	sqft	\$ 10.80	\$ 55,188.00	\$ -	\$ -	\$ 1.20	\$ 6,132.00	\$ 12.00	\$ 61,320.00	
	<b>F2010 - Building Elements Demolition Totals</b>											
				\$ 55,188	\$ 55,188	\$ -	\$ -	\$ 6,132	\$ 6,132	\$ 61,320	\$ 61,320	\$ 12.00
				<b>Labor</b>				<b>Equipment</b>				<b>Total</b>
				\$ 1,529,760	\$ 1,529,760	\$ 5,867,772	\$ 5,867,772	\$ 45,679	\$ 45,679	\$ 7,443,212	\$ 7,443,212	\$ 1,457
				<b>Total Direct Costs</b>								



**COST ESTIMATE - MECHANICAL**

<b>CLIENT</b>		Department of Ecology KMB Architects		Hultz/BHU Engineers Inc.		(253) 383-3257	SHEET 1	OF 1
<b>PROJECT TITLE</b>		New Laboratory		ESTIMATED BY BW	CHECKED BY		SF 5110	DATE 3/31/22
				STATUS OF DESIGN Pre Design				JOB NO. 22-028
DESCRIPTION	MATERIAL COST		LABOR COST		TOTAL COST		REMARKS	
	BARE	W/ OH 10.0%	BARE	W/ OH 52.0%	TOTAL	\$/SF		
<b>MECHANICAL</b>								
<b>SUMMARY</b>								
General Mechanical	\$18,360.00	\$20,196.00	\$19,263.16	\$29,280.00	\$49,476.00	\$9.68		
Demolition	\$823.08	\$905.39	\$17,144.68	\$26,059.91	\$26,965.30	\$5.28		
Mechanical Insulation	\$3,313.00	\$3,644.30	\$10,134.00	\$15,403.68	\$19,047.98	\$3.73		
Plumbing Piping System	\$22,355.58	\$24,591.13	\$14,809.13	\$22,509.87	\$47,101.00	\$9.22	HW/CW	
Piping Accessories	\$1,260.00	\$1,386.00	\$609.00	\$925.68	\$2,311.68	\$0.45		
Special Piping Systems	\$76,151.00	\$83,766.10	\$34,121.63	\$51,864.87	\$135,630.97	\$26.54	Acid W/V, Air Vac Lab Gas	
Natural Gas Piping System	\$14,640.00	\$16,104.00	\$16,126.75	\$24,512.66	\$40,616.66	\$7.95		
Plumbing Fixtures	\$30,321.98	\$33,354.17	\$19,135.15	\$29,085.43	\$62,439.60	\$12.22		
Fire Suppression	\$16,607.50	\$18,268.25	\$10,124.91	\$15,389.86	\$33,658.11	\$6.59		
Air Handling & HVAC Units	\$440,000.00	\$484,000.00	\$13,157.89	\$20,000.00	\$504,000.00	\$98.63		
Air Terminal Units	\$37,450.00	\$41,195.00	\$91,406.00	\$138,937.12	\$180,132.12	\$35.25		
SA/RA/OA/Relief Duct Systems	\$17,923.69	\$19,716.06	\$69,326.11	\$105,375.69	\$125,091.75	\$24.48		
Exhaust Systems	\$11,733.34	\$12,906.67	\$18,628.10	\$28,314.71	\$41,221.39	\$8.07		
Special Exhaust Systems	\$55,342.00	\$60,876.20	\$19,305.26	\$29,344.00	\$90,220.20	\$17.66		
Duct Accessories	\$1,358.50	\$1,494.35	\$1,280.94	\$1,947.03	\$3,441.38	\$0.67		
Controls	\$146,583.50	\$161,241.85	\$12,792.40	\$19,444.45	\$180,686.30	\$35.36		
Balancing			\$9,474.21	\$14,400.80	\$14,400.80	\$2.82		
Commissioning			\$3,289.47	\$5,000.00	\$5,000.00	\$0.98		
Air Quality Assurance			\$1,315.79	\$2,000.00	\$2,000.00	\$0.39		
<b>SUB-TOTAL 1</b>	\$894,223.16	\$983,645.47	\$381,444.59	\$579,795.77	<b>\$1,563,441.25</b>	<b>\$305.96</b>		
Design Contingency					\$234,516.19			
Subcontractor Profit					\$179,795.74			
Other								
<b>SUB TOTAL 2</b>					<b>\$1,977,753.17</b>	<b>\$387.04</b>		
General Conditions					\$197,775.32			
<b>TOTAL</b>					<b>\$2,175,528.49</b>	<b>\$425.74</b>	<b>\$/SF</b>	

# electrical cost opinion

## FEASIBILITY STUDY FOR LABORATORY SPACE DEVELOPMENT

State of Washington Department of Ecology

# H A R G I S

1201 third avenue, ste 600  
seattle, washington 98101  
206.448.3376

www.hargis.biz

**PREPARED BY** Amanda Waszgis, PE      **DATE** March 31, 2022  
**JOB NUMBER** 22029      **CHECKED BY** Erik Stearns, PE      **OVERHEAD & PROFIT** 15%

**electrical summary**      quantity      engineering opinion

Remodel Electrical	Number	Unit	Unit Cost	Total
General Electrical Provisions (Submittals, Mobilization, Permits)	1	ls		31,578
Electrical Selective Demolition (Division 26)	3,664	sf	\$ 3.45	12,641
Electrical Floodcut Rework/Recircuit/Recable (Division 26/27)	1	ls		100,000
Main Bldg Power Distribution Rework (Division 26)				154,304
Power Distribution (Division 26)				175,215
Mechanical Power (Division 26)				36,794
Branch Power (Division 26)	3,664	sf	\$ 48.00	175,872
Lighting and Controls (Division 26)	4,672	sf	\$ 23.90	111,661
Telecommunications (Division 27)	3,664	sf	\$ 10.00	36,640
Access Control (Division 28)	1	ls		69,000
Fire Alarm (Division 28)	4,672	sf	\$ 7.90	36,909
<b>Subtotal - Remodel Electrical</b>				<b>\$940,615</b>

**TOTAL ELECTRICAL**      **\$940,615**

### EXCLUSIONS

- 1 - Design contingency
- 2 - Sales tax
- 3 - Escalation
- 4 - Project soft costs
- 5 - General Contractor Overhead & Profit
- 6 - Phased construction

# electrical cost opinion

## FEASIBILITY STUDY FOR LABORATORY SPACE DEVELOPMENT

State of Washington Department of Ecology

**H A R G I S**

1201 third avenue, ste 600  
seattle, washington 98101  
206.448.3376

www.hargis.biz

**BASIS OF OPINION** Pre-Design

**PREPARED BY** Amanda Waszgis, PE

**DATE**

March 31, 2022

**JOB NUMBER** 22029

**CHECKED BY** Erik Stearns, PE

**OVERHEAD & PROFIT**

15%

description	quantity		material cost		labor cost		engineering opinion	
	number	unit	unit cost	total	unit cost	total	subtotal	OH&P

### DIVISION 26

#### POWER DISTRIBUTION: MAIN BUILDING REWORK

800A FEEDER	25	LF	178.45	4,461	76.98	1,925	6,386	957.87	7,344
Switchboard MS2 Rework									
Rework vertical section; new 800A CB	1	EA	40,000.00	40,000	60,000.00	60,000	100,000	15,000.00	115,000
Distribution Panelboards 65KAIC									
800A MLO including branch breakers	1.00	EA	14,192.00	14,192	3,600.00	3,600	17,792	2,668.80	20,461
Fault Calc and Protective Coordination Study - Small	1	LS			10,000.00	10,000	10,000	1,500.00	11,500

**Subtotal Power Distribution: main building rework (Division 26)**

134,178 20,126.67 154,304



# electrical cost opinion

## FEASIBILITY STUDY FOR LABORATORY SPACE DEVELOPMENT

State of Washington Department of Ecology

# HARGIS

1201 third avenue, ste 600  
seattle, washington 98101  
206.448.3376

www.hargis.biz

BASIS OF OPINION Pre-Design

PREPARED BY Amanda Waszgis, PE

DATE

March 31, 2022

JOB NUMBER 22029

CHECKED BY Erik Stearns, PE

OVERHEAD & PROFIT

15%

description	quantity		material cost		labor cost		engineering opinion		
	number	unit	unit cost	total	unit cost	total	subtotal	OH&P	total
<b>POWER DISTRIBUTION</b>									
60A FEEDER - To emergency panel xfmr	200	LF	11.70	2,340	8.02	1,604	3,944	591.59	4,536
100A FEEDER - To emergency panel	10	LF	17.00	170	9.51	95	265	39.77	305
150A FEEDERS - To lab panels	475	LF	24.80	11,780	12.94	6,147	17,927	2,688.98	20,615
175A FEEDER - To lab dist. Panel xfmr	400	LF	23.50	9,399	11.96	4,784	14,183	2,127.42	16,310
400A FEEDER - To lab dist. Panel	10	LF	64.36	644	29.92	299	943	141.42	1,084
400A FEEDER - To HVAC panel	400	LF	77.65	31,059	34.60	13,840	44,899	6,734.86	51,634
Transformers	3,664	SF							
30KVA	1	EA	1,600.00	1,600	1,025.00	1,025	2,625	393.75	3,019
112 1/2 kVA	1	EA	4,225.00	4,225	1,300.00	1,300	5,525	828.75	6,354
Vibration Isolation and Seismic Control	1	LS	350.00	350	720.00	720	1,070	160.50	1,231
Panelboards									
Distribution Panelboards 65KAIC									
400A MCB including branch breakers	1.00	EA	7,065.00	7,065	1,725.00	1,725	8,790	1,318.50	10,109
Branch Panelboards 10KAIC									
100A MCB including 42 branch breakers - Emergency	1.00	EA	2,166.00	2,166	1,300.00	1,300	3,466	519.90	3,986
200A MCB including 42 branch breakers - Lab panels	6.00	EA	4,100.00	24,600	1,450.00	8,700	33,300	4,995.00	38,295
400A MCB including 42 branch breakers - HVAC	1.00	EA	5,300.00	5,300	1,675.00	1,675	6,975	1,046.25	8,021
Surge Protection - Branch Panels	2	EA	1,000.00	2,000	225.00	450	2,450	367.50	2,818
Fault Calc and Protective Coordination Study - Small	1	LS			6,000.00	6,000	6,000	900.00	6,900
<b>Subtotal Power Distribution (Division 26)</b>							152,361	22,854.19	175,215

# electrical cost opinion

## FEASIBILITY STUDY FOR LABORATORY SPACE DEVELOPMENT

State of Washington Department of Ecology

BASIS OF OPINION Pre-Design

JOB NUMBER 22029

PREPARED BY Amanda Waszgis, PE

DATE

March 31, 2022

CHECKED BY Erik Stearns, PE

15%

OVERHEAD & PROFIT

description	quantity		material cost		labor cost		engineering opinion		
	number	unit	unit cost	total	unit cost	total	subtotal	OH&P	total
<b>MECHANICAL POWER</b>									
Exhaust fan - 10hp (garage roof)	1	EA	1,991.25	1,991	1,820.50	1,821	3,812	571.76	4,384
2 packaged units - 80A (garage roof)	2	EA	3,500.00	7,000	2,255.25	4,511	11,511	1,726.58	13,237
Duct Heaters - 5kW	7	EA	793.00	5,551	1,059.50	7,417	12,968	1,945.13	14,913
Vacuum Pump - 2hp	1	EA	793.00	793	1,059.50	1,060	1,853	277.88	2,130
Acid Monitoring Station	1	EA	793.00	793	1,059.50	1,060	1,853	277.88	2,130
<b>Subtotal Mechanical Power (Division 26)</b>							31,995	4,799	36,794

**H A R G I S**

1201 third avenue, ste 600  
seattle, washington 98101  
206.448.3376

www.hargis.biz

**COST ESTIMATE - MECHANICAL**

<b>CLIENT</b>		Department of Ecology KMB Architects		Hultz/BHU Engineers Inc.		(253) 383-3257	SHEET 1	OF 1
<b>PROJECT TITLE</b>		New Laboratory		ESTIMATED BY BW	CHECKED BY		SF 5110	DATE 3/31/22
				STATUS OF DESIGN Pre Design				JOB NO. 22-028
DESCRIPTION	MATERIAL COST		LABOR COST		TOTAL COST		REMARKS	
	BARE	W/ OH 10.0%	BARE	W/ OH 52.0%	TOTAL	\$/SF		
<b>MECHANICAL</b>								
<b>SUMMARY</b>								
General Mechanical	\$18,360.00	\$20,196.00	\$19,263.16	\$29,280.00	\$49,476.00	\$9.68		
Demolition	\$823.08	\$905.39	\$17,144.68	\$26,059.91	\$26,965.30	\$5.28		
Mechanical Insulation	\$3,313.00	\$3,644.30	\$10,134.00	\$15,403.68	\$19,047.98	\$3.73		
Plumbing Piping System	\$22,355.58	\$24,591.13	\$14,809.13	\$22,509.87	\$47,101.00	\$9.22	HW/CW	
Piping Accessories	\$1,260.00	\$1,386.00	\$609.00	\$925.68	\$2,311.68	\$0.45		
Special Piping Systems	\$76,151.00	\$83,766.10	\$34,121.63	\$51,864.87	\$135,630.97	\$26.54	Acid W/V, Air Vac Lab Gas	
Natural Gas Piping System	\$14,640.00	\$16,104.00	\$16,126.75	\$24,512.66	\$40,616.66	\$7.95		
Plumbing Fixtures	\$30,321.98	\$33,354.17	\$19,135.15	\$29,085.43	\$62,439.60	\$12.22		
Fire Suppression	\$16,607.50	\$18,268.25	\$10,124.91	\$15,389.86	\$33,658.11	\$6.59		
Air Handling & HVAC Units	\$440,000.00	\$484,000.00	\$13,157.89	\$20,000.00	\$504,000.00	\$98.63		
Air Terminal Units	\$37,450.00	\$41,195.00	\$91,406.00	\$138,937.12	\$180,132.12	\$35.25		
SA/RA/OA/Relief Duct Systems	\$17,923.69	\$19,716.06	\$69,326.11	\$105,375.69	\$125,091.75	\$24.48		
Exhaust Systems	\$11,733.34	\$12,906.67	\$18,628.10	\$28,314.71	\$41,221.39	\$8.07		
Special Exhaust Systems	\$55,342.00	\$60,876.20	\$19,305.26	\$29,344.00	\$90,220.20	\$17.66		
Duct Accessories	\$1,358.50	\$1,494.35	\$1,280.94	\$1,947.03	\$3,441.38	\$0.67		
Controls	\$146,583.50	\$161,241.85	\$12,792.40	\$19,444.45	\$180,686.30	\$35.36		
Balancing			\$9,474.21	\$14,400.80	\$14,400.80	\$2.82		
Commissioning			\$3,289.47	\$5,000.00	\$5,000.00	\$0.98		
Air Quality Assurance			\$1,315.79	\$2,000.00	\$2,000.00	\$0.39		
<b>SUB-TOTAL 1</b>	\$894,223.16	\$983,645.47	\$381,444.59	\$579,795.77	<b>\$1,563,441.25</b>	<b>\$305.96</b>		
Design Contingency					\$234,516.19			
Subcontractor Profit					\$179,795.74			
Other								
<b>SUB TOTAL 2</b>					<b>\$1,977,753.17</b>	<b>\$387.04</b>		
General Conditions					\$197,775.32			
<b>TOTAL</b>					<b>\$2,175,528.49</b>	<b>\$425.74</b>	<b>\$/SF</b>	

# electrical cost opinion

## FEASIBILITY STUDY FOR LABORATORY SPACE DEVELOPMENT

State of Washington Department of Ecology

### H A R G I S

1201 third avenue, ste 600  
seattle, washington 98101  
206.448.3376

www.hargis.biz

**PREPARED BY** Amanda Waszgis, PE      **DATE** March 31, 2022  
**JOB NUMBER** 22029      **CHECKED BY** Erik Stearns, PE      **OVERHEAD & PROFIT** 15%

**electrical summary**      quantity      engineering opinion

Remodel Electrical	Number	Unit	Unit Cost	Total
General Electrical Provisions (Submittals, Mobilization, Permits)	1	ls		31,578
Electrical Selective Demolition (Division 26)	3,664	sf	\$ 3.45	12,641
Electrical Floodcut Rework/Recircuit/Recable (Division 26/27)	1	ls		100,000
Main Bldg Power Distribution Rework (Division 26)				154,304
Power Distribution (Division 26)				175,215
Mechanical Power (Division 26)	3,664	sf	\$ 48.00	36,794
Branch Power (Division 26)	4,672	sf	\$ 23.90	175,872
Lighting and Controls (Division 26)	3,664	sf	\$ 10.00	111,661
Telecommunications (Division 27)	1	ls		36,640
Access Control (Division 28)	4,672	sf	\$ 7.90	69,000
Fire Alarm (Division 28)				36,909
<b>Subtotal - Remodel Electrical</b>				<b>\$940,615</b>

**TOTAL ELECTRICAL**      **\$940,615**

### EXCLUSIONS

- 1 - Design contingency
- 2 - Sales tax
- 3 - Escalation
- 4 - Project soft costs
- 5 - General Contractor Overhead & Profit
- 6 - Phased construction

# electrical cost opinion

## FEASIBILITY STUDY FOR LABORATORY SPACE DEVELOPMENT

State of Washington Department of Ecology

**H A R G I S**

1201 third avenue, ste 600  
seattle, washington 98101  
206.448.3376

www.hargis.biz

**BASIS OF OPINION** Pre-Design

**PREPARED BY** Amanda Waszgis, PE

**DATE**

March 31, 2022

**JOB NUMBER** 22029

**CHECKED BY** Erik Stearns, PE

**OVERHEAD & PROFIT**

15%

description	quantity		material cost		labor cost		engineering opinion	
	number	unit	unit cost	total	unit cost	total	subtotal	OH&P

### DIVISION 26

#### POWER DISTRIBUTION: MAIN BUILDING REWORK

800A FEEDER	25	LF	178.45	4,461	76.98	1,925	6,386	957.87	7,344
Switchboard MS2 Rework									
Rework vertical section; new 800A CB	1	EA	40,000.00	40,000	60,000.00	60,000	100,000	15,000.00	115,000
Distribution Panelboards 65KAIC									
800A MLO including branch breakers	1.00	EA	14,192.00	14,192	3,600.00	3,600	17,792	2,668.80	20,461
Fault Calc and Protective Coordination Study - Small	1	LS			10,000.00	10,000	10,000	1,500.00	11,500

**Subtotal Power Distribution: main building rework (Division 26)**

134,178 20,126.67 154,304

# electrical cost opinion

## FEASIBILITY STUDY FOR LABORATORY SPACE DEVELOPMENT

State of Washington Department of Ecology

### HARGIS

1201 third avenue, ste 600  
seattle, washington 98101  
206.448.3376

www.hargis.biz

BASIS OF OPINION Pre-Design

PREPARED BY Amanda Waszgis, PE

DATE

March 31, 2022

JOB NUMBER 22029

CHECKED BY Erik Stearns, PE

OVERHEAD & PROFIT

15%

description	quantity		material cost		labor cost		engineering opinion		
	number	unit	unit cost	total	unit cost	total	subtotal	OH&P	total
<b>POWER DISTRIBUTION</b>									
60A FEEDER - To emergency panel xfmr	200	LF	11.70	2,340	8.02	1,604	3,944	591.59	4,536
100A FEEDER - To emergency panel	10	LF	17.00	170	9.51	95	265	39.77	305
150A FEEDERS - To lab panels	475	LF	24.80	11,780	12.94	6,147	17,927	2,688.98	20,615
175A FEEDER - To lab dist. Panel xfmr	400	LF	23.50	9,399	11.96	4,784	14,183	2,127.42	16,310
400A FEEDER - To lab dist. Panel	10	LF	64.36	644	29.92	299	943	141.42	1,084
400A FEEDER - To HVAC panel	400	LF	77.65	31,059	34.60	13,840	44,899	6,734.86	51,634
Transformers	3,664	SF							
30KVA	1	EA	1,600.00	1,600	1,025.00	1,025	2,625	393.75	3,019
112 1/2 kVA	1	EA	4,225.00	4,225	1,300.00	1,300	5,525	828.75	6,354
Vibration Isolation and Seismic Control	1	LS	350.00	350	720.00	720	1,070	160.50	1,231
Panelboards									
Distribution Panelboards 65KAIC									
400A MCB including branch breakers	1.00	EA	7,065.00	7,065	1,725.00	1,725	8,790	1,318.50	10,109
Branch Panelboards 10KAIC									
100A MCB including 42 branch breakers - Emergency	1.00	EA	2,166.00	2,166	1,300.00	1,300	3,466	519.90	3,986
200A MCB including 42 branch breakers - Lab panels	6.00	EA	4,100.00	24,600	1,450.00	8,700	33,300	4,995.00	38,295
400A MCB including 42 branch breakers - HVAC	1.00	EA	5,300.00	5,300	1,675.00	1,675	6,975	1,046.25	8,021
Surge Protection - Branch Panels	2	EA	1,000.00	2,000	225.00	450	2,450	367.50	2,818
Fault Calc and Protective Coordination Study - Small	1	LS			6,000.00	6,000	6,000	900.00	6,900
<b>Subtotal Power Distribution (Division 26)</b>							152,361	22,854.19	175,215

# electrical cost opinion

## FEASIBILITY STUDY FOR LABORATORY SPACE DEVELOPMENT

State of Washington Department of Ecology

BASIS OF OPINION Pre-Design

JOB NUMBER 22029

PREPARED BY Amanda Waszgis, PE

DATE

March 31, 2022

CHECKED BY Erik Stearns, PE

OVERHEAD & PROFIT

15%

description	quantity		material cost		labor cost		engineering opinion		
	number	unit	unit cost	total	unit cost	total	subtotal	OH&P	total
<b>MECHANICAL POWER</b>									
Exhaust fan - 10hp (garage roof)	1	EA	1,991.25	1,991	1,820.50	1,821	3,812	571.76	4,384
2 packaged units - 80A (garage roof)	2	EA	3,500.00	7,000	2,255.25	4,511	11,511	1,726.58	13,237
Duct Heaters - 5kW	7	EA	793.00	5,551	1,059.50	7,417	12,968	1,945.13	14,913
Vacuum Pump - 2hp	1	EA	793.00	793	1,059.50	1,060	1,853	277.88	2,130
Acid Monitoring Station	1	EA	793.00	793	1,059.50	1,060	1,853	277.88	2,130
<b>Subtotal Mechanical Power (Division 26)</b>							31,995	4,799	36,794

**H A R G I S**

1201 third avenue, ste 600  
seattle, washington 98101  
206.448.3376

www.hargis.biz

## Meeting Minutes

**Date/Time:** 02/17/2022  
 1:00 AM – 3:00PM

**To:** Department of Ecology

**From:** KMB architects

**Project:** Washington State Department of Ecology  
 Lower Level Lab Remodel  
 300 Desmond Dr. SE  
 Lacey, WA 98503

**Subject:** Meeting Minutes – Space Planning Meeting

**Copied to:** Project File, Craig McClelland, Attendees

### Meeting Attendees:

NAME	COMPANY	EMAIL	PHONE
Gabriel Baker	Department of Enterprise Services	gabriel.baker@des.wa.gov	
Jamali Majid	Department of Enterprise Services	majid.jamali@des.wa.gov	
Alan Rue	WA. Department of Ecology	arue461@ecy.wa.gov	
Steve Adams	WA. Department of Ecology	sstr461@ecy.wa.gov	
Fran Huntington	WA. Department of Ecology	fhun461@ecy.wa.gov	
Annette Hoffmann	WA. Department of Ecology	ahof461@ecy.wa.gov	
Craig McClelland	KMB architects	craigmccllland@kmb-architects.com	
Jason Barry	KMB architects	jasonbarry@kmb-architects.com	206-335-2824

### ITEMS DISCUSSED:

An on-site project kick-off meeting regarding the Washington State Department of Ecology Lower-Level Lab Remodel project took place. Discussion included the following items:

- 1) Attendees met on the ground floor at the Washington State Department of Ecology building located at 300 Desmond Dr. SE in Lacey, Washington.
- 2) All attendees proceeded through the Covid Protocols at the main entrance.
- 3) The kick-off meeting started at a conference area located on the ground floor.
  - a. Introductions by all attendees was performed.
  - b. Alan noted that the lab would include organic and inorganic extractions, analysis and PCB (Polychlorinated Biphenyls) tests.
    - i. PCB testing includes environmental samples including soils, water, fish and consumer products.
  - c. Alan noted that equipment storage, sample storage, waste storage, and compressed gas tank storage is important.
    - i. Need a sample storage walk in cooler (refrigerator) for hazardous waste (organic PCB extraction) with stainless steel shelving on three sides. The existing is 5'-10" x 7'-9" x 88" tall.
    - ii. Two stand-alone freezers are needed. Existing are 32" x 29" x 70" tall
    - iii. Jason noted that the quantity, type and location of the compressed gas tank information would be required.
  - d. It was noted that the final design package would need to be enough information to obtain a bid pricing.
  - e. It was confirmed that the proposed project area has increased in size on the lower level, since the last design effort.
    - i. It was noted that the project area can expand as required in the easterly direction.
  - f. The team reviewed the previous design.



- i. The final design will be 6 main rooms, with supporting rooms
        - 1. organic extractions
        - 2. organic analysis
        - 3. Organic PCB Extraction
        - 4. Organic PCB Analysis
        - 5. Inorganics Extraction
        - 6. Inorganic Analysis
      - ii. It was noted that some areas in the previous design could or would stay the same.
    - g. Alan noted that a vented electric kiln for PCB glass cleaning is needed.
    - h. Generator/UPS
      - i. The team verified that everything in the lab needs to have back-up power. Both equipment and research can be damaged if power is lost.
    - i. Basement floor
      - i. The floor included runs of walker duct at approximately 3'-0" oc.
    - j. Key Card Access
      - i. Key card access should be provided at each exterior door.
    - k. Lab coat storage
      - i. Lab coats are worn when entering the lab. A locker for coat storage would be desirable. Gloves and eye protection are typically stored inside the lab.
    - l. Flammable solvents, Gasses and Acids
      - i. Flammable solvents, acids, bases to be stocked in fireproof cabinet.
      - ii. Nitrogen, Helium, liquid argon and liquid helium are used in cylinders. A centralized room for compressed gases is desirable.
      - iii. Hydrogen is the only explosive gas. Others can just decompress.
      - iv. Typically, one cylinder per lab is used and one in storage.
      - v. It was noted that acids will be used in the lab area.
        - 1. Neutralizing acids need to occur for disposal at sinks
          - a. A limestone cartridge can be provided at each sink to neutralize acids for safe disposal.
        - 2. Each sink should have warm water eyewash.
    - m. HVAC Ducts and Exhaust Stacks
      - i. The owner would prefer to use an existing empty vertical exhaust stack in lieu of constructing a new one.
        - 1. The existing stack would be lined with stainless steel ductwork.
      - ii. Fume hoods need to exhausted, return air to be supplied and some equipment requires venting.
    - n. A printed list of FTEs, space planning area requirements and lab equipment was provided to KMB architects.
      - i. Alan noted that these documents have been sent via email as well.
  - 4) The team concluded the general meeting and proceeded to do a site walk through.
    - a. The team located where the existing vertical exhaust stacks are.
      - i. The existing exhaust stacks are tall, round vertical stacks that extend above the existing adjacent parking structure.
    - b. The team then proceeded to the lower level.
      - i. The owner group identified where the horizontal exhaust ductwork turns 90 degrees and ascends upwards in a vertical direction.
      - ii. The team was shown an existing lab adjacent to the project area.
      - iii. The team examined the proposed project area.
        - 1. The project area includes a concrete slab floor with vinyl tiling.

- a. The owner group informed the design team that the existing floor finish was installed in the mid 1990's and should have no asbestos used during the original installation.
2. The existing ceiling is painted gypsum board, locate at 8'-6" above the existing floor.
  - a. The existing lighting is recessed in the ceiling and access panels are located strategically near maintenance locations.
  - b. The interstitial space above the ceiling provides 50" of clearance for building systems.
  - c. Existing fire sprinkler and fire alarm systems are present in the project area.
3. The main floor plan area includes caged areas for the storage of equipment and furniture.
  - a. It was noted that the owner group would like to have the existing cages, fencing and gates to be removed and returned to the owner for future use.
  - b. The existing equipment and furniture being stored in the cages are to be removed by the owner prior to the start of a construction project.
4. Handwashing sinks, waste sinks, eyewash stations and an existing emergency show was located in the project area.
5. The owner group located a recessed data and power raceway in the existing floor in the project area.
- iv. Through out the site walk through, design team members took photos of the project area and will be shared via a project OneDrive on-line share point.
- c. Some final comments and next steps were identified.
  - i. KMB architects noted meeting minutes for this meeting will be created.
  - ii. KMB architects noted that a OneDrive on-line share point will be provided for all team members for sharing photos, documents, and drawings.
  - iii. The meeting attendees agreed that Thursdays at 1:00pm (PST) are acceptable times for meetings.
  - iv. KMB architects will be sending out an invite for a Microsoft Teams meeting to review and discuss the design elements of the lab.
    1. A link to the project OneDrive will be attached to the meeting invite.

End of business; the meeting was adjourned.

## Meeting Minutes

**Date/Time:** 03/03/2022  
 1:00 AM – 3:00PM

**To:** Department of Ecology

**From:** KMB architects

**Project:** Washington State Department of Ecology  
 Lower Level Lab Remodel  
 300 Desmond Dr. SE  
 Lacey, WA 98503

**Subject:** Meeting Minutes – Space Planning Meeting

**Copied to:** Project File, Craig McClelland, Attendees

### Meeting Attendees:

NAME	COMPANY	EMAIL	PHONE
Gabriel Baker	Department of Enterprise Services	gabriel.baker@des.wa.gov	
Jamali Majid	Department of Enterprise Services	majid.jamali@des.wa.gov	
Alan Rue	WA. Department of Ecology	arue461@ecy.wa.gov	
Steve Adams	WA. Department of Ecology	sstr461@ecy.wa.gov	
Fran Huntington	WA. Department of Ecology	fhun461@ecy.wa.gov	
Heidi Chuhuran	WA. Department of Ecology	hchu461@ecy.wa.gov	
Brian White	Hultz/BHU Engineers, Inc	brianw@hultzbhu.com	253-383-3257
Amanda Waszgis	Hargis Engineers	Amanda.Waszgis@hargis.biz	206-448-3376
Craig McClelland	KMB architects	craigmccllelland@kmb-architects.com	360-485-8910
Jason Barry	KMB architects	jasonbarry@kmb-architects.com	206-335-2824
Terina Owen	KMB architects	terinaowen@kmb-architects.com	

### ITEMS DISCUSSED:

A TEAMS Space Planning meeting regarding the Washington State Department of Ecology Lower-Level Lab Remodel project took place. Discussion included the following items:

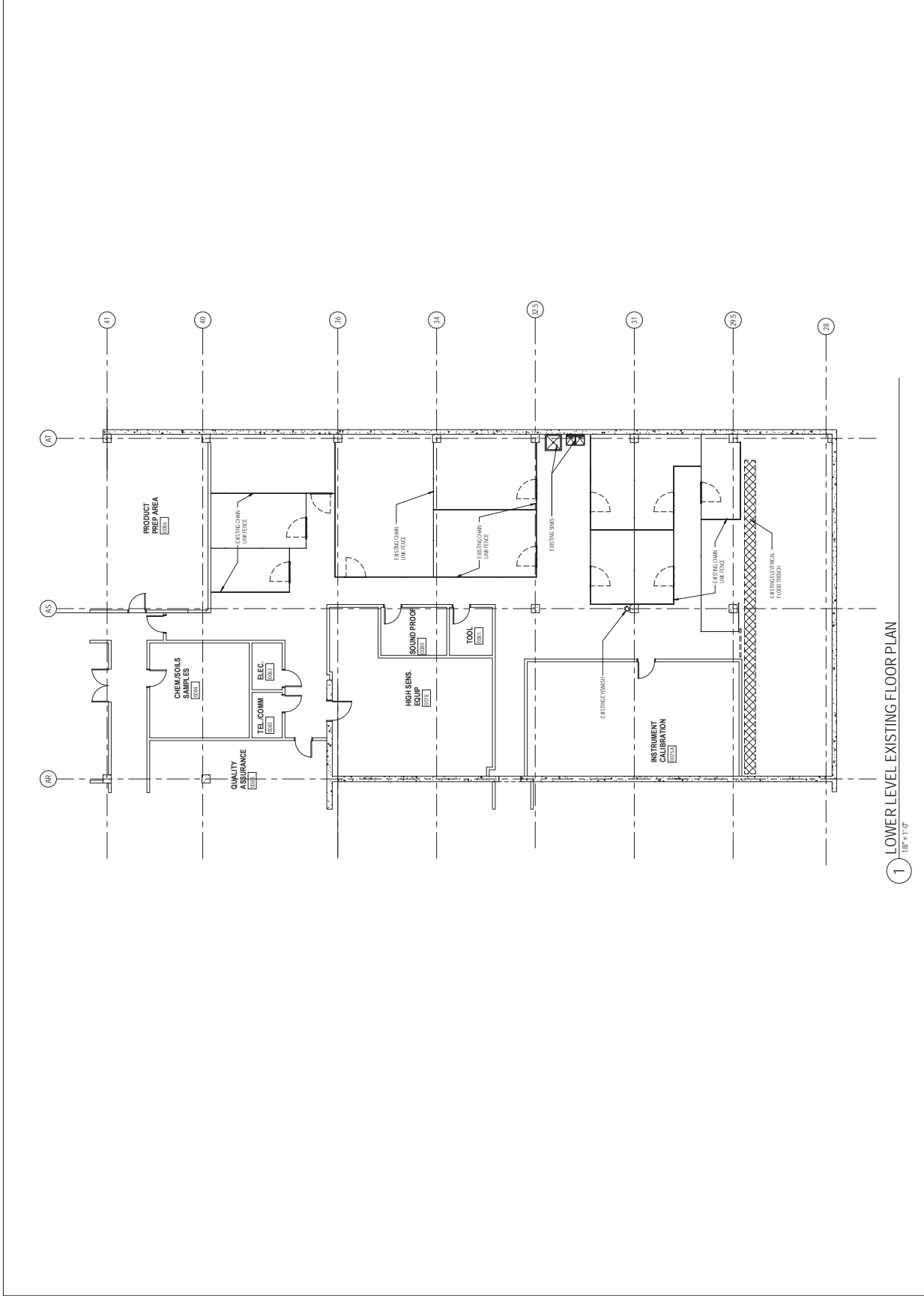
- 1) Introduction of attendees was performed.
- 2) The project schedule was reviewed by Jason Barry.
  - a. Fran confirmed that the deadline needs to be no later than 4/3/2022 for funding review purposes.
  - b. The preferred deadline is March 31, 2022. April 7, 2022 is also acceptable.
  - c. Jason confirmed that a weekly meeting for Thursday till the time of completion was acceptable to all.
- 3) Overview of overall space layouts and relationship:
  - a. The first thing Jason Barry reviewed was the original 2019 study and floor plan.
    1. Alan confirmed that separate rooms are needed for Inorganic Extraction for PCB's and needs to be a negative air space with 4 fume hoods at 6'-0" long each.
    2. Jason confirmed that Organic Analysis needs to be adjacent to the clean room.
  - b. It was confirmed by Alan that Volatile Organics (VOA) Lab is to be adjacent to the Organics Analysis lab.
    1. Alan also confirmed that the Inorganics Digestion Lab will be adjacent to the Inorganics Analytical lab and both will have negative air.
    2. Alan discussed the need for a Sample Receiving room with the following components within it.
      - a. Walk in cooler for samples  
 The room needs to be located near the entrance so they don't have to walk down a long hall to retrieve samples.

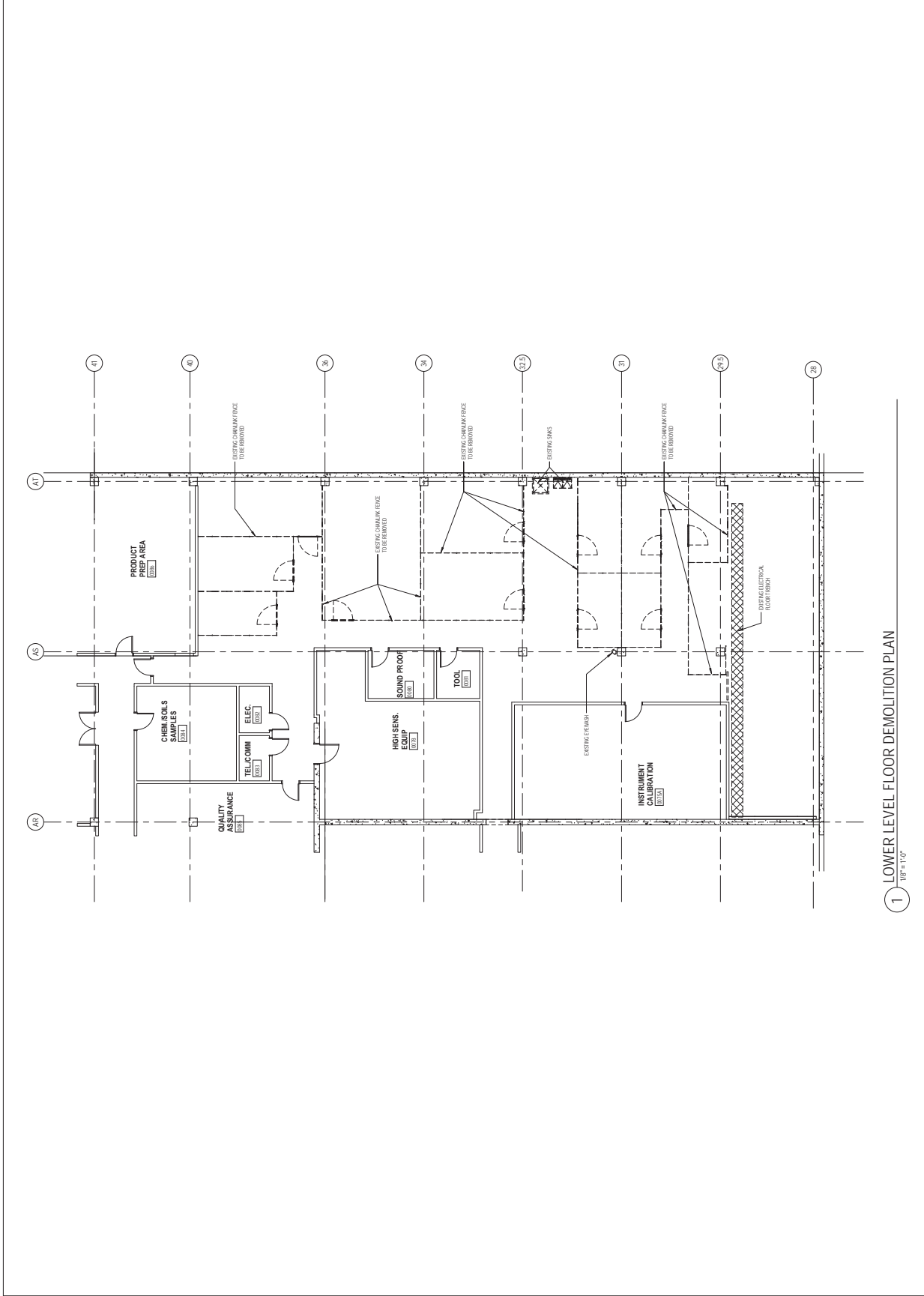
- c. Alan confirmed there are also 2 free standing freezer that need to be in this space as well.
- d. Alan preferred a secured entry controlled by a key card in order to eliminate public access.
- 3. Security was discussed by stakeholders and Steve asked Alan if the basement is already secured from public access and Alan confirmed that the basement is only card access and is limited to only the users of the various programmed spaces.
- 4. Jason confirmed that the sample receiving room needs to named "Sample Receiving"
- 5. Jason reviewed the process from "Sample Receiving and is as follows:
  - a. Organic Extractions which Alan confirmed is a separate room and needs one door into main hallway.
  - b. PCB Extraction which is a separate room with one door to the main hallway.
  - c. Alan and Joan confirmed that the Organic and PCB Extraction rooms have a similar layout.
  - d. Organic Analysis will need to have 2 doors that have direct access to the main hallway.
  - e. The Inorganic Digestion lab needs 2 fume hoods and one door.
  - f. Inorganic Analysis needs to be next to the Inorganic Digestion lab and no fume hoods are required.
- 4) Review of Individual spaces and Equipment Requirements:
  - a. Sample Receiving (Jason reviewed and comments are as follows:
    - 1. Allan confirmed that they want a 8'-0" long preparation counter on the north or south wall and have a 6' long fume hood next to the counter. They would like to have upper cabinets at counter for additional storage.
    - 2. Heidi asked if they can have two walk in coolers in the event that one fails that they have a backup and Allan confirmed that is not a bad idea. Jason and Craig asked to identify the cooler size and it was confirmed that they would like a cooler that is no less than 7'-0" wide.
    - 3. Allan confirms that there will also be 2 stand alone freezers as well for samples.
    - 4. Heidi confirmed that they need space in this room for cart storage for a minimum of 3 carts.
    - 5. Jason asked if there needs to be plumbing in this room and Heidi confirmed it would be nice to have a sink to dump ice and confirmed it can be a utility sink.
  - b. Inorganic Digestion Lab:
    - 1. Heidi confirmed will need only one door from main hallway.
      - a. Two fume hoods and a long countertop with two separate sinks with one being designated clean and one dirty.
      - b. Craig confirms that they want 5'-0" wide between workspaces and 'L' shaped counter.
      - c. Craig asked if they have any major equipment requirements and Allan confirmed it's on the equipment spreadsheet and they would also like a microwave with a snorkel.
      - d. Allan also confirmed that there needs to be space for two workstations for computers and one computer needs to be connected to the microwave. Heidi confirms that most people will be standing and not sitting in this space.
  - c. Inorganics Analysis Lab
    - 1. Heidi confirmed she needs a table that will hold the ICPMS which needs a snorkel equipment with the table pulled away from the wall with a water chiller under table and the table needs to be a minimum size of 6'-0" long x 3'-0" deep.
    - 2. There needs to be on sitting workstation
    - 3. There needs to be a prep table that is 4'-0" long and this is where the sonicator is located.
    - 4. A U-shaped counter is preferred where they can put one workstation and a balance and shield. Also on this counter is to be located a Combustion Ion Chromatograph. The u-shaped counter shall have storage underneath with drawers and cabinets.
    - 5. No refrigerator is required in this room.
    - 6. All gases to this lab are confirmed to be piped in and mechanical venting will have to compensate for this. (Gases in closets in the lab are most likely)
  - d. Organic Extraction Lab and PCB Extraction: (Joan and Alan reviewed and confirmed the following items)

1. There are (4) 6'-0" wide fume hoods with two on each side of 4'-0" wide island counter. The clear dimensions between the fume hood and island is 5'-0" clear.
  2. At the island counter there needs to be a double sink at the end of the island with deionized water dispenser and water tank. Also at the island is upper casework used for additional storage.
  3. Equipment at the countertop island is: a microwave with a snorkel, a centrifuge and a vortex machine.
  4. At the other countertops the following equipment is required; a full size refrigerator located against the wall, a balance with shield, and one computer work station.
  - e. Cleaning Room (Confirmed and reviewed by Joan and Alan)
    1. Alan has confirmed a preference for a swing door versus a sliding door because the swing door can contain heat more efficiently.
    2. The room needs to be U-shaped and has a undercounter lab grade dishwasher, a muffle oven with hood and an ultrasonic bath.
    3. There is a pass thru space between organic and PCB extraction and in this room is located a cryomill and a liquid nitrogen dewar with swing doors from both labs into the pass thru space.
  - f. Organic Analysis Lab (Reviewed by Joan and Alan)
    1. Two fume hoods, each located on either side of the room with double sinks located adjacent to the fume hood. Layout to be mirrored on other side of room. Under each fume hood there needs to be a flammable cabinet.
    2. There needs to be space at one of the walls to accommodate two refrigerators.
    3. There needs to be two 30" wide counters with 2'-0" between to hold the GCMS equipment and for the staff to have access to the back of the equipment. KMB to confirm all GCMS equipment will fit on the island.
    4. They do not need sit down workstations in this room but each GCMS has a workstation attached to it.
  - g. Volatile Organic Analysis (VOA) Lab (Joan and Alan confirmed the following items:
    1. Joan and Alan would like countertop with storage underneath and on the countertop is a GCMS with workstation.
    2. Also confirmed was a 6'-0" wide fume hood with a double sink at counter adjacent to the fume hood. Sink to have deionized water dispenser and tank.
    3. Counter space needs to accommodate either 2 undercounter refrigerators or one full size refrigerator.
    4. Other equipment required for this room is a balance with shield and a stand up workstation.
  - h. Eyewash
    1. Joan confirmed that every sink should have a built-in eyewash.
    2. Alan confirmed that the shower eyewash needs to be located closer to the Inorganic labs.
5. Mechanical Requirements:
- a. All fume hood s need exhaust and make-up air.
  - b. Microwave will need snorkel
  - c. Balances will need snorkel (verify)
  - d. Clean room will require full venting as it gets hot in here.
  - e. All GCMS equipment have ovens with heating and cooling cycles and need venting at ceiling.
6. Next Steps are reviewed by Jason Barry
- a. Next Space planning meeting for 3/15/22

End of business; the meeting was adjourned.

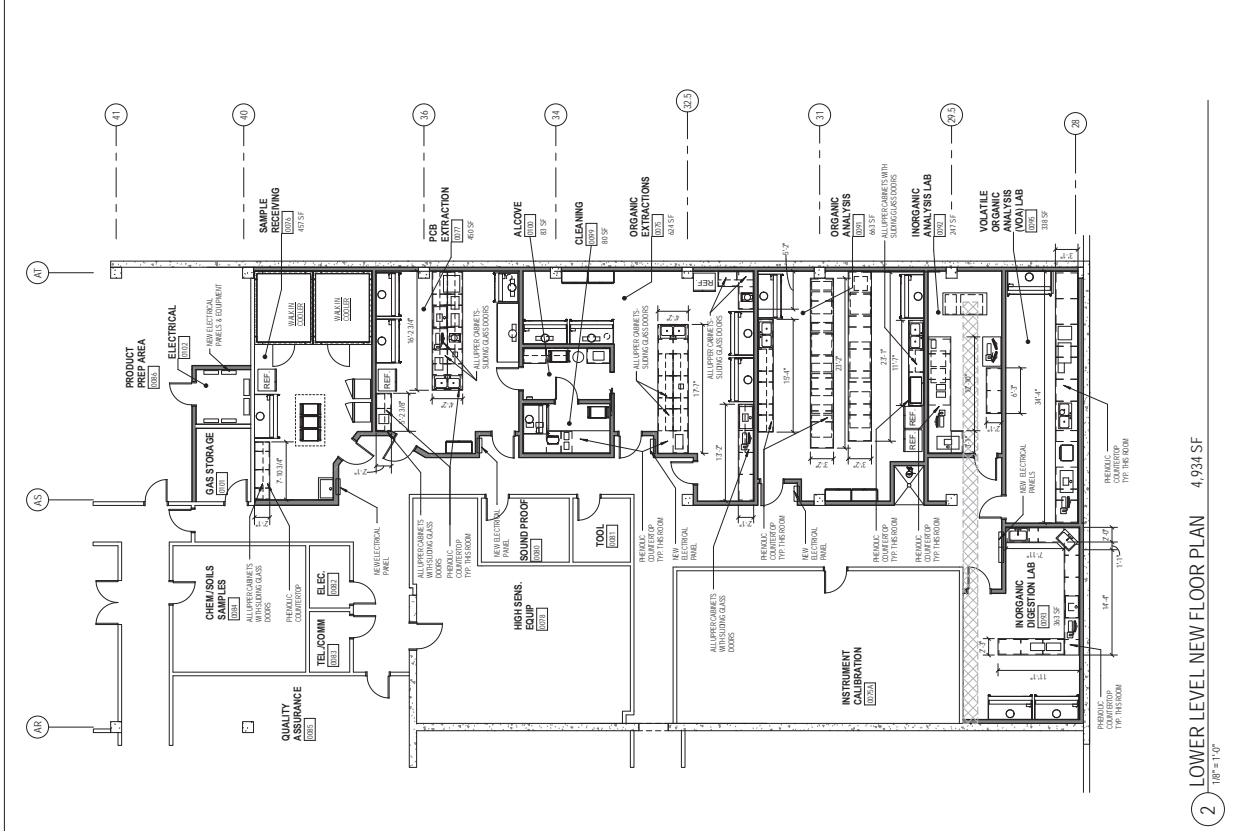




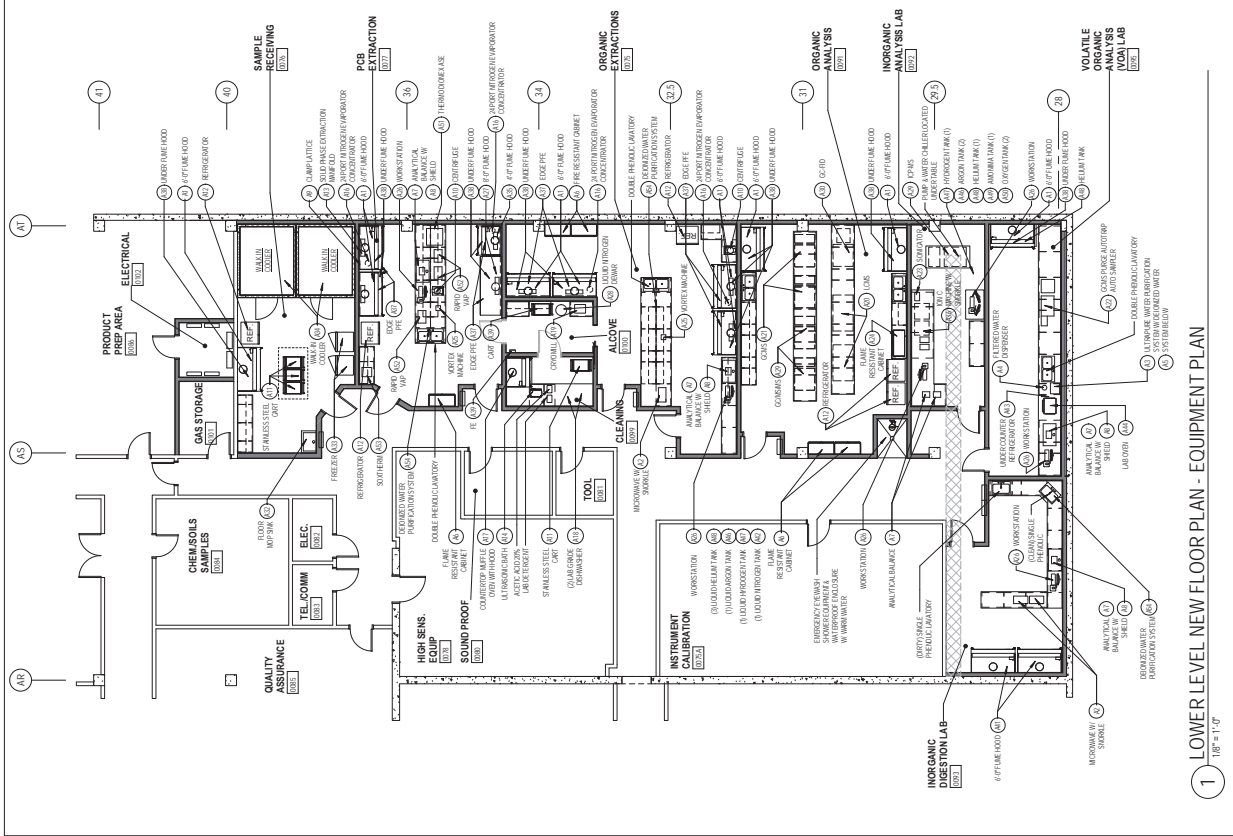


1 LOWER LEVEL FLOOR DEMOLITION PLAN  
 1/8" = 1'-0"





2 LOWER LEVEL NEW FLOOR PLAN 4,934 SF  
 1/8" = 1'-0"



1 LOWER LEVEL NEW FLOOR PLAN - EQUIPMENT PLAN  
 1/8" = 1'-0"



2 LOWER LEVEL NEW FLOOR PLAN 4,934 SF  
 1/8" = 1'-0"

1 LOWER LEVEL NEW FLOOR PLAN - EQUIPMENT PLAN  
 1/8" = 1'-0"







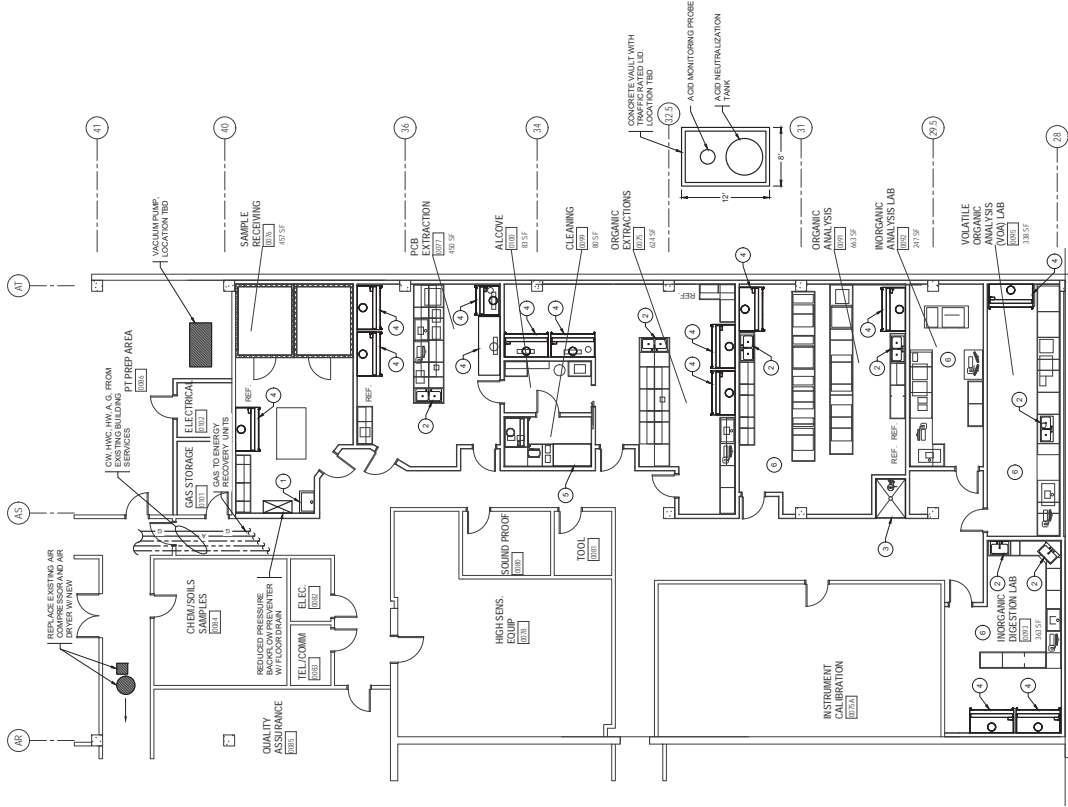
**GENERAL NOTES:**

1. MEDICAL GASES TO BE LOCATED IN CENTRAL GAS STORAGE ROOM AND PLUMBING TO EQUIPMENT IN LABS.
2. ALL WASTE PIPING TO BE THE ACID RESISTANT TYPE. WASTE PIPING TO BE LOCATED IN CONCRETE WITH MONITORING TANK TO BE LOCATED OUTSIDE BUILDING IN A CONCRETE WALL.
3. VENT PIPE TO BE THE ACID RESISTANT TYPE VENTED UP THROUGH ROOF OF PARKING GARAGE.
4. HW CW HWC SPRING SHALL BE TYPE L COPPER WITH SOLDERED OR PRESS TYPE FITTINGS.
5. COMPRESSED AIR SPRING SHALL BE SCH 40S STEEL WITH THREADED FITTINGS.
6. NATURAL GAS SPRING SHALL BE SCH 40S STEEL WITH WELDED, THREADED, OR PRESS TYPE FITTINGS.

**KEYED NOTES:**

- 1 FLOOR MOUNTED SERVICE SINK; HW, CW, WASTE.
- 2 SINK WITH PULL DOWN EMERGENCY EYEWASH; HW, CW, WASTE, VENT.
- 3 COMBINATION EMERGENCY EYEWASH SHOWER WITH FLOOR DRAIN.
- 4 FUME HOOD WITH CUP SINK AND GASES; HW, CW, WASTE, VENT, COMPRESSED AIR, VACUUM.
- 5 DISHWASHER; HW, WASTE, VENT.
- 6 VACUUM COMPRESSED AIR PIPED TO LAB, LOCATION OF SPRING IS TBD.

SYMBOL	DESCRIPTION
—○—	COLD WATER (CW)
—●—	HOT WATER (HW)
—▲—	HOT WATER CIRCULATING (HWC)
—■—	COMPRESSED AIR (A)
—□—	NATURAL GAS (G)




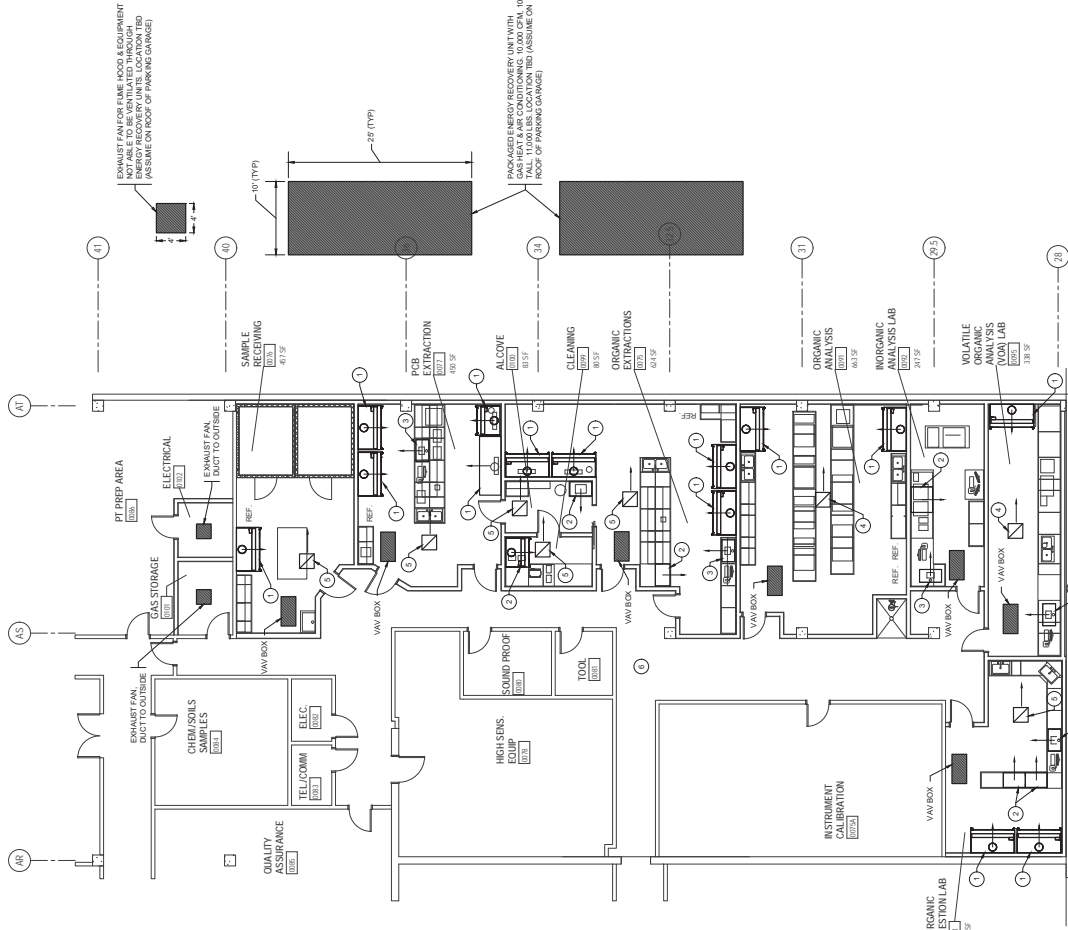
**PLUMBING PLAN**  
 1/8" = 1'-0"

**GENERAL NOTES:**

- EXHAUST DUCTWORK SERVING FLAME HOODS AND OTHER HOODS WITH CORROSIVE FUMES SHALL BE MADE OF 304 STAINLESS STEEL WITH WELDED JOINTS AND FITTINGS.
- GENERAL EXHAUST LAB SUPPLY AIR DUCTWORK SHALL BE GALVANIZED STEEL WITH MECHANICAL JOINTS.

**KEYED NOTES:**

- FLAME HOOD EXHAUST DUCTED OUT OF LAB.
- HOOD WITH EXHAUST DUCTED OUT OF LAB.
- HOODS SERVED BY EQUIPMENT EXHAUST DUCTED OUT OF LAB.
- GENERAL ROOM EXHAUST TO REMOVE HEAT GENERATED BY EQUIPMENT, DUCTED OUT OF LAB.
- GENERAL ROOM EXHAUST DUCTED OUT OF LAB.
- HALFWAY TO BE POSITIVELY PRESSURIZED IN RELATION TO ADJACENT LABS. ALL LABS TO BE NEGATIVELY PRESSURIZED.



HVAC PLAN  
 1/8" = 1'-0"

DEPARTMENT OF ECOLOGY LABORATORY FEASIBILITY STUDY  
SAMPLE RECEIVING

TAG	TITLE	BRAND	MODEL NUMBER	QUANTITY
A1	FUME HOOD WITH EXHAUST	LABCONCO	100600040	1
A11	STAINLESS STEEL CART	LAKESIDE	11-954-754	3
A12	REFRIGERATOR/FREEZER	THERMO SCIENTIFIC	ES SERIES 263C-AXW-TS	1
A32	FLOOR SINK WITH HOT AND COLD WATER	CROWNE	MS-2424	1
A33	LAB FREEZER- ISOTEMP GENERAL PURPOSE	FISHERBRAND	-	2
A34	WALK-IN -COOLER	NORLAKE KOLD LOCKER	KL137768-C	2
A38	UNDER FUME HOOD FLAMMABLE CABINET	USA SAFETY	CB8830000JR	2



DEPARTMENT OF ECOLOGY LABORATORY FEASIBILITY STUDY  
PCB EXTRACTION

TAG	TITLE	BRAND	MODEL NUMBER	QUANTITY
A1	FUME HOOD WITH EXHAUST	LABCONCO	100600040	2
A6	FIRE RESISTANT STORAGE CABINETS	LABCONCO	VARIES	1
A7	BALANCE; ENTRIS ANALYTICAL, 120G	SARTORIUS	ENTRIS124-SUS	1
A8	INSTRUMENT SHIELD	CLEATECH		1
A9	CLAMP LATTICE	SAFETY EMPORIUM	22005-C	1
A10	CENTRIFUGE	EPPENDORF	5405000042	1
A12	REFRIGERATOR/ FREEZER	THERMO SCIENTIFIC	ES SERIES 263C-AXW-TS	1
A13	SOLID PHASE EXTRACTION MANIFOLD	LAB SAFETY SUPPLY	46Z323	1
A16	24 POSITION NITROGEN EVAPORATOR	ORGANOMATION	11250-2E	2
A25	VORTEX MIXER	THERMO SCIENTIFIC	88880017	1
A26	COMPUTER WORKSTATION	-	-	1
A27	FUME HOOD WITH EXHAUST	LABCONCO	100800000	1
A35	FUME HOOD WITH EXHAUST	LABCONCO	100400000	1
A37	EDGE -AUTOMATED SOLVENT EXTRACTION SYSTEM	CEM	-	4
A38	UNDER FUME HOOD FLAMMABLE CABINET	USA SAFETY	CB8830000JR	7
A51	DIONEX ASE 350 ACCELERATED SOLVENT EXTRACTOR	THERMO FISHER SCIENTIFIC	083114	1
A52	RAPIDVAP VERTEX DRY EVAPORATOR	LABCONCO	7320020	3
A53	SOXTHERM	GERHARDT	-	1
A54	DIONIZED WATER PURIFICATION SYSTEM	LABSTAC	-	1

DEPARTMENT OF ECOLOGY LABORATORY FEASIBILITY STUDY

CLEANING

TAG	TITLE	BRAND	MODEL NUMBER	QUANTITY
A11	STAINLESS STEEL CART	LAKESIDE	11-954-754	1
A14	ULTRASONIC BATH 2.5 GALLON	BRANSON	MODEL 5800- CPX-952-517R	1
A17	MUFFLE OVEN	THERMO SCIENTIFIC	F4802880	1
A18	DISHWASHER	LABCONCO	41103202	2

DEPARTMENT OF ECOLOGY LABORATORY FEASIBILITY STUDY

ALCOVE

TAG	TITLE	BRAND	MODEL NUMBER	QUANTITY
A19	CRYOMILL	RETSCH	20.745.0001	1
A28	LIQUID NITROGEN DEWAR	THOMAS SCIENTIFIC	WRB2186805	1
A39	PLASTIC STOCK CART W/ 2 DRAWERS & 2 SHELVES	GLOBAL INDUSTRIAL	WR988842	1

DEPARTMENT OF ECOLOGY LABORATORY FEASIBILITY STUDY  
 ORGANIC EXTRACTIONS

TAG	TITLE	BRAND	MODEL NUMBER	QUANTITY
A1	FUME HOOD WITH EXHAUST	LABCONCO	100600040	4
A2	MICROWAVE WITH EXHAUST	CEM CORPORATION	MARS 6	1
A6	FIRE RESISTANT STORAGE CABINETS	LABCONCO	VARIES	2
A7	BALANCE; ENTRIS ANALYTICAL, 120G	SARTORIUS	ENTRIS124-SUS	1
A8	INSTRUMENT SHIELD	CLEATECH		1
A10	CENTRIFUGE	EPPENDORF	5405000042	1
A12	REFRIGERATOR/ FREEZER	THERMO SCIENTIFIC	ES SERIES 263C-AXW-TS	1
A16	24 POSITION NITROGEN EVAPORATOR	ORGANOMATION	11250-2E	1
A25	VORTEX MIXER	THERMO SCIENTIFIC	88880017	1
A37	EDGE -AUTOMATED SOLVENT EXTRACTION SYSTEM	CEM	-	4
A38	UNDER FUME HOOD FLAMMABLE CABINET	USA SAFETY	CB8830000JR	8
A54	DEIONIZED WATER PURIFICATION SYSTEM	LABSTAC	-	1

DEPARTMENT OF ECOLOGY LABORATORY FEASIBILITY STUDY  
ORGANIC ANALYSIS

TAG	TITLE	BRAND	MODEL NUMBER	QUANTITY
A1	FUME HOOD WITH EXHAUST	LABCONCO	100600040	2
A6	FIRE RESISTANT STORAGE CABINETS	LABCONCO	VARIES	2
A12	REFRIGERATOR/ FREEZER	THERMO SCIENTIFIC	ES SERIES 263C-AXW-TS	2
A20	LIQUID CHROMATOGRAPH TANDEM MASS SPECTROMETER	AGILENT	1260- SINGLE MS	2
A21	GAS CHROMATOGRAPH MASS SPECTROMETER	AGILENT	7890B GC	2
A24	RED FLAMMABLE CABINET	CONDOR	491M89	1
A26	COMPUTER WORKSTATION	-	-	7
A29	8900 TRIPLE QUADRUPOLE ICP-MS	AGILENT	8800 ICP-QQQ	2
A30	GC FID	AGILENT	7890B GC WITH FID	1
A38	UNDER FUME HOOD FLAMMABLE CABINET	USA SAFETY	CB883000JR	4
A42	LIQUID NITROGEN TANK	THERMO FISHER SCIENTIFIC	11-670-SC	1
A46	ARGON GAS TANK	-	-	1
A47	HYDROGEN GAS TANK	-	-	1
A48	HELIUM GAS TANK	-	-	3

DEPARTMENT OF ECOLOGY LABORATORY FEASIBILITY STUDY  
INORGANIC ANALYSIS

TAG	TITLE	BRAND	MODEL NUMBER	QUANTITY
A7	BALANCE; ENTRIS ANALYTICAL, 120G	SARTORIUS	ENTRIS124-SUS	2
A23	SONICATOR	OSONICA	O800R3	1
A26	COMPUTER WORKSTATION	-	-	2
A29	8900 TRIPLE QUADRUPOLE ICP-MS	AGILENT	8800 ICP-QQQ	1
A36	COMBUSTION ION CHROMATOGRAPH (IOC C MACHINE)	METROHM	2.930.9010	1
A46	ARGON GAS TANK	-	-	2
A47	HYDROGEN GAS TANK	-	-	1
A48	HELIUM GAS TANK	-	-	1
A49	AMMONIA GAS TANK	-	-	1
A50	OXYGEN GAS TANK	-	-	2

DEPARTMENT OF ECOLOGY LABORATORY FEASIBILITY STUDY  
 VOLATILE ORGANIC ANALYSIS (VOA) LAB

TAG	TITLE	BRAND	MODEL NUMBER	QUANTITY
A1	FUME HOOD WITH EXHAUST	LABCONCO	100600040	1
A3	MILLI-Q INTEGRAL 10 WATER PURIFICATION SYSTEM	EMD MILLIPORE	ZRX0010US	1
A5	MILLI-D WATER PURIFICATION SYSTEM FOR DEIONIZED WATER	EMD MILLIPORE	ZFD100001	1
A7	BALANCE; ENTRIS ANALYTICAL, 120G	SARTORIUS	ENTRIS124-SUS	1
A8	INSTRUMENT SHIELD	CLEATECH		1
A22	GCMS/PURGE AND TRAP / AUTO SAMPLER	AGILENT	7890B GC WITH ADD-ONS	1
A26	COMPUTER WORKSTATION	-	-	1
A38	UNDER FUME HOOD FLAMMABLE CABINET	USA SAFETY	CB8830000JR	1
A43	UNDERCOUNTER REFRIGERATOR- TSG SERIES	THERMO FISHER SCIENTIFIC	TSG505SA	1
A44	COUNTER MOUNTED LAB OVEN	QUINCY LAB INC.	40GCE	1
A48	HELIUM GAS TANK	-	-	1

DEPARTMENT OF ECOLOGY LABORATORY FEASIBILITY STUDY  
 INORGANIC DIGESTION LAB

TAG	TITLE	BRAND	MODEL NUMBER	QUANTITY
A2	MICROWAVE WITH EXHAUST	CEM CORPORATION	MARS 6	2
A7	BALANCE; ENTRIS ANALYTICAL, 120G	SARTORIUS	ENTRIS124-SUS	1
A8	INSTRUMENT SHIELD	CLEATECH		1
A26	COMPUTER WORKSTATION	-	-	1
A41	FUME HOOD WITH EXHAUST	NUAIRE FUMEGARD	NU-162	2
A54	DEIONIZED WATER PURIFICATION SYSTEM	LABSTAC	-	1



**STATE OF WASHINGTON**  
**AGENCY / INSTITUTION PROJECT COST SUMMARY**

*Updated June 2020*

Agency	Ecology	
Project Name	Product Testing Lab Construction	
OFM Project Number		

**Contact Information**

Name	Alan Rue	
Phone Number	(360) 871-8801	
Email	<a href="mailto:arue461@ecy.wa.gov">arue461@ecy.wa.gov</a>	

**Statistics**

Gross Square Feet	5,110	MACC per Square Foot	\$636
Usable Square Feet	4,934	Escalated MACC per Square Foot	\$678
Space Efficiency	96.6%	A/E Fee Class	A
Construction Type	Laboratories (Research)	A/E Fee Percentage	13.58%
Remodel	Yes	Projected Life of Asset (Years)	25-30

**Additional Project Details**

Alternative Public Works Project	No	Art Requirement Applies	Yes
Inflation Rate	2.38%	Higher Ed Institution	No
<a href="#">Sales Tax Rate %</a>	9.50%	Location Used for Tax Rate	Lacey, WA
Contingency Rate	6%		
Base Month	April-22	OFM UFI# (from FPMT, if available)	
Project Administered By	DES		

**Schedule**

Predesign Start	February-22	Predesign End	March-22
Design Start	July-23	Design End	July-24
Construction Start	July-24	Construction End	July-25
Construction Duration	12 Months		

Green cells must be filled in by user

**Project Cost Estimate**

Total Project	<b>\$15,137,543</b>	Total Project Escalated	<b>\$16,110,639</b>
		Rounded Escalated Total	<b>\$16,111,000</b>

**STATE OF WASHINGTON**  
**AGENCY / INSTITUTION PROJECT COST SUMMARY**

*Updated June 2020*

Agency	Ecology	
Project Name	Product Testing Lab Construction	
OFM Project Number		

**Cost Estimate Summary**

Acquisition			
<b>Acquisition Subtotal</b>	<b>\$0</b>	<b>Acquisition Subtotal Escalated</b>	<b>\$0</b>

Consultant Services			
Predesign Services	\$0		
A/E Basic Design Services	\$322,660		
Extra Services	\$0		
Other Services	\$2,827,058		
Design Services Contingency	\$1,305,465		
<b>Consultant Services Subtotal</b>	<b>\$4,455,184</b>	<b>Consultant Services Subtotal Escalated</b>	<b>\$4,745,203</b>

Construction			
Construction Contingencies	\$194,914	Construction Contingencies Escalated	\$207,954
Maximum Allowable Construction Cost (MACC)	\$3,248,560	Maximum Allowable Construction Cost (MACC) Escalated	\$3,465,889
Sales Tax	\$327,130	Sales Tax Escalated	\$349,016
<b>Construction Subtotal</b>	<b>\$3,770,604</b>	<b>Construction Subtotal Escalated</b>	<b>\$4,022,859</b>

Equipment			
Equipment	\$4,235,650		
Sales Tax	\$402,387		
Non-Taxable Items	\$0		
<b>Equipment Subtotal</b>	<b>\$4,638,037</b>	<b>Equipment Subtotal Escalated</b>	<b>\$4,948,322</b>

Artwork			
<b>Artwork Subtotal</b>	<b>\$80,152</b>	<b>Artwork Subtotal Escalated</b>	<b>\$80,152</b>

Agency Project Administration			
Agency Project Administration Subtotal	\$0		
DES Additional Services Subtotal	\$0		
Other Project Admin Costs	\$0		
<b>Project Administration Subtotal</b>	<b>\$96,464</b>	<b>Project Administration Subtotal Escalated</b>	<b>\$102,918</b>

Other Costs			
<b>Other Costs Subtotal</b>	<b>\$2,097,102</b>	<b>Other Costs Subtotal Escalated</b>	<b>\$2,211,185</b>

Project Cost Estimate			
Total Project	<b>\$15,137,543</b>	Total Project Escalated	<b>\$16,110,639</b>
		Rounded Escalated Total	<b>\$16,111,000</b>

# 2023-25 IT ADDENDUM

## Only use this addendum if your decision package includes IT costs

### Part 1: Itemized IT costs

Complete the [2023-25 IT Fiscal Estimate Workbook](#). This workbook will identify the IT portion of the decision package.



23-25 IT Addendum -  
Product Testing Lab C

In the workbook, agencies must itemize all IT-related costs, including hardware, software, services (including cloud-based services), contracts (including professional services, quality assurance, and independent verification and validation), or IT staff as required in ESSB 5693 Sec. 150(4)(a)(i-ix).

### Part 2: Questions about facial recognition and supporting the reuse of existing state resources

- A. Will this investment renew or procure a facial recognition service?  Yes  No
- B. Does this investment provide for acquisition of, or enhancement to, an administrative or financial system as required by [technology policy 122 - administrative and financial system investment approval](#)?  Yes  No
- C. If **Yes** to question B, has this decision package obtained OCIO and OFM Administrative and Financial System review approval?  Yes  No
- o If **Yes**, attach the approval letter.
  - o If **No**, the decision package should not be submitted. Recommendation will be “Do Not Fund.”
- D. For DCYF, DOH, DSHS, HCA and the Washington Health Benefit Exchange only: Has this project been screened for inclusion in the HHS Coalition portfolio?  Yes  No
- E. Does this decision package support the adoption of modern, cloud-based technologies?  Yes  No

### Part 3: Maintenance level decision packages

The questions in Part 3 are for **Maintenance level** decision packages and need to be answered. (If this is a policy-level decision package, skip Part 3 questions and respond to all questions in Part 4 and Part 5.)

- A. Is this renewal for an existing software or subscription?  Yes  No
- B. Does this continue a current maintenance contract?  Yes  No
- C. Does this decision package fund the acquisition or expansion of hardware capacity?  Yes  No

If **Yes**, where is the hardware solution hosted?  State Data Center.  
 External Cloud.  
 Other location.

- D. Is this a routine, planned replacement of aging hardware or equipment?  Yes  No

If **Yes**, where will the hardware solution be hosted?  State Data Center.  
 External Cloud.  
 Other location.

- E. Has the agency performed research to determine if a modern cloud solution is available for this maintenance investment?  Yes  No

Part 4: Policy level decision packages

The questions in Part 4 are general questions for **policy-level** decision packages.

- A. Type of Investment - Identify the most relevant decision package investment classification from the following list (select one):

- Addresses technical debt.
- Cloud advancement.
- Continues existing project.
- Critical hardware upgrade.
- Improves existing service.
- Introduces new capabilities.
- System modernization.

- B. Does this decision package fund the acquisition, development, enhancement, or replacement of a new or existing software solution?  Yes  No

If **Yes**, where will the software solution be hosted?  State Data Center  
 External Cloud  
 Other location.

C. Do you expect this solution to exchange information with the state financial system (AFRS) or the OneWA solution (WorkDay)?  Yes  No

D. Does this decision package fund the acquisition or expansion of hardware capacity?  Yes  No

If **Yes**, where will the hardware solution be hosted?  State Data Center  
 External Cloud  
 Other location.

E. Does this decision package fund the continuation of a project that is under OCIO oversight? (See [Technology policy 121.](#))  Yes  No

If Yes, name the project:

---

(Project name published on the [IT Dashboard](#))

#### Part 5: IT investment prioritization and scoring questions

All policy level decision packages must provide a response to the following questions. Responses will be evaluated and ranked by the OCIO as required by [RCW 43.88.092](#). The criteria scoring scale being used by the OCIO to evaluate and rank decision packages is available on the OCIO [Decision Package Prioritization](#) website. See [23-25 Decision Package Prioritization Criteria](#).

#### Agency Readiness

**Due diligence.** Summarize the research, feasibility or due diligence work completed to support this decision package. Attach a copy of the feasibility study or other documentation of due diligence to the decision package.

Ecology originally commissioned a study in 2019 to explore the feasibility of constructing a laboratory in Ecology's building in Lacey to perform laboratory analyses of consumer products. Based on the positive results of the study, funding was obtained for an additional study to expand the original plan for laboratory space and provide a design and cost estimates for construction of the laboratory. This study was completed in March 2022 and is attached.

Subsequent to the receipt of the study from the contractor, agency IT staff were consulted to review and expand on the IT components contained in the study. With their knowledge of Ecology's existing systems and laboratory information management solutions, their input provided a better picture of the IT needs of the project, which are included in this request.

**Governance and management.** What governance processes will support this project? Examples of governance processes include appropriately placed executive sponsor, representative steering committee, resourced vendor/contract management, change control, and incorporating stakeholder feedback into decision making processes. Provide examples of how your proposed budget includes adequate funding and planning for governance processes, if applicable.

We plan to establish a governance process using existing agency staff to oversee the information requirements of this project.

- **Executive sponsor:** Our program manager will serve as the executive sponsor for this work. She brings experience to this role, as she is currently the executive sponsor for Ecology's ArcGIS Enterprise Migration project.
- **Representative steering committee:** The steering committee will include representative management overseeing the laboratory as well as subject matter experts from within the agency who rely on the data that will be produced by the lab. It will also include agency staff involved in connecting the laboratory's instruments and computers to agency IT systems.
- **Resourced vendor/contract management:** None needed.
- **Change control:** We plan to assign a project manager to manage the information aspects of this project due to the importance of the data flow requirements of the project. They will follow the agency's model for change control processes in order to align with project management best practices.
- **Incorporating stakeholder feedback into decision-making:** The stakeholders to this project are primarily the agency staff who rely on the data that will be produced by the new product testing laboratory. Their feedback will be solicited through the steering committee to ensure their information and data needs are met.

**Planning and readiness.** Describe how your agency will resource the implementation of this investment request. Will in-house resources be used, or will resources be acquired? How has organizational change management been factored into planning and approach? Does the investment require a project management approach to be used? Describe whether project and organizational change management resources are included in this request or will be provided by in-kind resources. Describe whether the proposed budget includes costs associated with independent quality assurance.

Ecology plans to use a combination of in-house resources (existing staff) and new funding through a Capital Project Request to implement this request. Existing staff will manage the project and provide necessary expertise through the life of the project. New funding will be requested to construct the laboratory, purchase laboratory instruments, and the computers needed to run the instruments, as well as provide for transporting equipment and supplies currently housed in the basement of Ecology's Lacey building to a new location. Organizational change management has been factored into the planning and approach of this project through meetings with programs that will be displaced from space in the building where the product testing laboratory will be built. Project and organizational change management will be provided by in-kind resources. Independent quality assurance is not needed as we plan to conduct quality assurance internally.

Technical alignment

**Strategic and technical alignment.** Using specific examples, describe how this investment aligns with strategic and technical elements of the [Enterprise Technology Strategic Plan](#). Examples of strategic principles that tie back to tenets of the strategic plan include, but are not limited to, advance digital government, support use of common and shared technologies across agencies, improve the Washington customer experience across digital channels, strengthen privacy capacity in state and local government. Examples of technical principles that tie back to tenets of the strategic

plan include but are not limited to; adoption of modern cloud-hosted technologies, provide proactive cybersecurity capabilities, reduce technical debt, and expand integration between systems.

This investment most closely aligns with Goal #4 of the Enterprise Technology Strategic Plan – Enterprise Architecture. It supports the use of common and shared technologies by utilizing solutions already in place at Ecology’s existing Manchester Environmental Laboratory to integrate the connection of laboratory instruments and computers at this newly constructed laboratory with existing information management databases and users of the laboratory-generated data.

**Reuse and interoperability.** Does the proposed solution support interoperability and/or interfaces of existing systems within the state? Does this proposal reuse an existing solution or existing components of a solution already in use elsewhere in the state? If the solution is a new proposal, will it allow for such principles in the future? Provide specific examples.

Ecology has an existing laboratory at the Manchester Environmental Laboratory facility (MEL), which is shared with the Environmental Protection Agency. This request will reuse and build on existing solutions already in place for data transfer and sharing from MEL.

Business alignment

**Business driven technology.** What are the business problems to be addressed by the proposed investment? These business problems should provide the basis for the outcome discussion below. Describe how end users (internal and external) will be involved in governance and implementation activities.

Ecology currently tests consumer products for toxics at the Manchester Environmental Laboratory (MEL), which is shared with EPA. Consumer products have been found to have very high concentrations of contaminants. These high concentrations can contaminate the lab and equipment, thereby interfering with the low concentration environmental analyses conducted within the same lab areas. EPA, the facility owner, is requiring Ecology to stop testing consumer products at MEL because of potential contamination issues.

Constructing a new laboratory space in Ecology’s Lacey building will allow us to continue to analyze consumer products for toxics; however, this will require the acquisition of new laboratory instruments and computers. The new computer hardware will allow us to transfer analytical data from the laboratory instruments to laboratory staff, Ecology’s Product Testing and Environmental Information Management databases, and other users of the data.

**Measurable business outcome.** Describe and quantify the specific performance outcomes you expect from this funding request. Provide specific examples of business outcomes in use within your agency, and how those outcomes will be improved because of this technology investment. Does the response align with the measurable business outcomes identified in the Strategic and Performance Outcomes in Chapter 2 of the 2023-25 budget instructions? What outcomes and results, either positive or negative will occur? Identify all Lean initiatives and their expected outcomes. Include incremental performance metrics.

The outcome of the overall request will be to allow Ecology to continue testing consumer products for toxics. Ecology will be able to carry out its responsibilities under the Children’s Safe Products Act and Safer Products for Washington to help reduce the amount of toxic chemicals in the environment and in products used by residents of Washington State. The technology investment contained in the overall request will allow the data generated from testing of consumer products to be utilized by those working to identify and regulate the toxic chemicals threatening the health of Washington residents.

This request, therefore, provides essential support to the Governor’s Results Washington Goals of Sustainable Energy and a Clean Environment, and Healthy and Safe Communities, by identifying and reducing toxic threats in consumer products, which is critical to protecting the health of communities and the environment in Washington State.

**Decision package urgency**

During the evaluation and ranking process, the OCIO will take into consideration, the urgency of the decision package request. Describe the urgency of implementing the technology investment in this cycle and the impacts to business if it does not proceed as planned.

It is urgent to implement the technology investment in this cycle because currently, only very limited product testing can be conducted at MEL and EPA has notified Ecology that it will soon not allow any product testing to be performed at MEL. If the overall request is not implemented in this funding cycle, testing of consumer products by Ecology will stop and we will be unable to carry out our responsibilities under the Children’s Safe Products Act and Safer Products for Washington. If laboratory construction is funded and only the technology investment is not implemented in this funding cycle, we will need to submit a request for funding in the 2025-27 biennium. This will create a gap where Ecology is unable to produce and share analytical data from testing of consumer products or it will force us to explore alternative funding mechanisms.



461 - Department of Ecology  
 Capital Project Request

2023-25 Biennium

\*

Version: BI Biennial 2023-25 Initial

Report Number: CBS002

Date Run: 9/7/2022 12:12PM

Project Number: 40000127

Project Title: Padilla Bay Federal Capital Projects

**Description**

Starting Fiscal Year: 2020  
 Project Class: Program  
 Agency Priority: 0

**Project Summary**

The National Oceanic and Atmospheric Administration (NOAA) administers an annual competitive capital grant program for the nation's federal estuarine reserves. Under NOAA's Estuarine Reserve Division, Ecology's Padilla Bay National Estuarine Research Reserve is eligible to apply for a 70 percent federal grant to be used for facility construction, remodeling, and property acquisition for projects within the scope of the Reserve's management plan and federal regulations. The other 30 percent match is not state cash and instead comes from donations, in-kind contributions, and other non-state sources. Ecology is seeking federal capital appropriation so it can spend federal dollars upon successfully securing new NOAA funding. (General Fund - Federal)

**Project Description**

Estimates for capital reappropriation amounts are based on current biennium appropriations minus expenditures through July 2022 Fiscal Month 13.

**Location**

City: Mount Vernon

County: Skagit

Legislative District: 040

**Project Type**

Program (Minor Works)

**Growth Management impacts**

N/A

New Facility: No

**Funding**

Acct Code	Account Title	Estimated Total	Expenditures		2023-25 Fiscal Period	
			Prior Biennium	Current Biennium	Reapps	New Approps
001-2	General Fund-Federal	500,000			500,000	
	<b>Total</b>	<b>500,000</b>	<b>0</b>	<b>0</b>	<b>500,000</b>	<b>0</b>

Acct Code	Account Title	Future Fiscal Periods			
		2025-27	2027-29	2029-31	2031-33
001-2	General Fund-Federal				
	<b>Total</b>	<b>0</b>	<b>0</b>	<b>0</b>	<b>0</b>

**Operating Impacts**

No Operating Impact

\*\*\* *This page intentionally blank.* \*\*\*

**Department of Ecology  
2023-2033 Capital Budget**

**Table of Contents**

<b>Tab D</b>	<b>Grant/Other Projects &amp; Reappropriations.....</b>	<b>275</b>
<b>Tab D-1</b>	<b>Prevent and Reduce Toxic Threats and Pollution Projects.....</b>	<b>281</b>
	1. 40000526 2023-25 Protect Investments in Cleanup Remedies .....	283
	2. 40000495 2023-25 Remedial Action Grant Program .....	293
	3. 40000474 2023-25 Reducing Diesel Greenhouse Gases (GHG) and Toxic Emissions .....	361
	4. 40000606 Improving Air Quality in Overburdened Communities Initiative .....	371
	5. 40000480 2023-25 Affordable Housing Cleanup Grant Program .....	377
	6. 40000487 2023-25 Clean Up Toxic Sites – Puget Sound.....	393
	7. 40000530 2023-25 PFAS Contaminated Drinking Water .....	411
	8. 40000479 2023-25 Reducing Toxic Wood Stove Emissions .....	421
	9. 40000529 2023-25 ASARCO Everett Smelter Plume Cleanup .....	427
	10. 40000486 2023-25 Product Replacement Program .....	433
	11. 40000538 2023-25 Swift Creek Natural Asbestos Flood Control and Cleanup.....	445
	12. 40000533 2023-25 Eastern Washington Clean Sites Initiative .....	457
	13. 40000568 2023-25 Waste Tire Pile Cleanup and Prevention.....	471
<b>Tab D-2</b>	<b>Protect and Manage Our State’s Waters .....</b>	<b>477</b>
	1. 40000563 2023-25 Water Pollution Control Revolving Program .....	479
	2. 40000571 2023-25 Centennial Clean Water Program.....	493
	3. 40000540 2023-25 Floodplains by Design.....	513
	4. 40000539 2023-25 Stormwater Financial Assistance Program.....	543
	5. 40000583 2023-25 Columbia River Water Supply Development Program .....	553
	6. 40000572 2023-25 Yakima River Basin Water Supply .....	595
	7. 40000476 2023-25 Chehalis Basin Strategy.....	619
	8. 40000565 2023-25 Streamflow Restoration Program .....	627

9.	40000559	2023-25 Sunnyside Valley Irrigation District Water Conservation .....	633
10.	40000564	2023-25 State Match - Water Pollution Control Revolving Program .....	645
11.	40000569	2023-25 Stormwater Public Private Partnerships .....	657
12.	40000567	2023-25 Sewer Overflow & Stormwater Reuse Municipal Grants Program .....	667
13.	40000475	2023-25 Coastal Wetlands Federal Funds .....	677
14.	40000477	2023-25 Freshwater Aquatic Invasive Plants Grant Program .....	685
15.	40000478	2023-25 Freshwater Algae Grant Program .....	693

**Tab D-3 Reappropriations..... 701**

1.	40000337	2021-23 Water Pollution Control Revolving Program .....	705
2.	40000473	2022 Water Pollution Control Revolving Program .....	707
3.	40000110	2019-21 Water Pollution Control Revolving Program .....	709
4.	40000018	VW Settlement Funded Projects .....	711
5.	40000336	2021-23 Stormwater Financial Assistance Program .....	713
6.	40000304	2021-23 Remedial Action Grant Program .....	715
7.	40000387	2021-23 Chehalis Basin Strategy .....	717
8.	40000389	2021-23 Floodplains by Design .....	719
9.	40000209	2019-21 Chehalis Basin Strategy .....	721
10.	40000399	2021-23 Columbia River Water Supply Development Program .....	723
11.	40000397	2021-23 Streamflow Restoration Program .....	725
12.	40000211	2019-21 Remedial Action Grants .....	727
13.	40000359	2021-23 Centennial Clean Water Program .....	729
14.	40000144	2019-21 Stormwater Financial Assistance Program .....	731
15.	40000129	2019-21 Floodplains by Design .....	733
16.	40000152	2019-21 Columbia River Water Supply Development Program .....	735
17.	40000177	2019-21 Streamflow Restoration Program .....	737
18.	30000796	2017-19 Stormwater Financial Assistance Program .....	739
19.	40000422	2021-23 Yakima River Basin Water Supply .....	741

20.	92000076	Storm Water Improvements.....	743
21.	40000288	2020 Remedial Action Grants.....	745
22.	40000340	2021-23 Eastern Washington Clean Sites Initiative .....	747
23.	40000179	2019-21 Yakima River Basin Water Supply .....	749
24.	40000116	2019-21 Centennial Clean Water Program.....	751
25.	30000216	Remedial Action Grant Program .....	753
26.	40000390	2021-23 Reducing Diesel GHG & Toxic Emissions .....	755
27.	30000797	2015-17 Restored Stormwater Financial Assistance .....	757
28.	91000373	2021-23 Water Banking.....	759
29.	30000706	2017-19 Floodplains by Design.....	761
30.	30000670	ASARCO Cleanup.....	763
31.	40000117	2019-21 Eastern Washington Clean Sites Initiative .....	765
32.	40000109	Reduce Air Pollution from Transit/Sch. Buses/State- Owned Vehicles .....	767
33.	40000130	2019-21 Clean Up Toxics Sites - Puget Sound.....	769
34.	40000303	2021-23 ASARCO Everett Smelter Plume Cleanup .....	771
35.	40000378	2021-23 Healthy Housing Remediation Program.....	773
36.	40000360	2021-23 Protect Investments in Cleanup Remedies .....	775
37.	30000458	Remedial Action Grants.....	777
38.	30000712	Columbia River Water Supply Development Program .....	779
39.	40000396	2021-23 Puget Sound Nutrient Reduction Grant Program.....	781
40.	30000374	Remedial Action Grants.....	783
41.	40000388	2021-23 Coastal Wetlands Federal Funds .....	785
42.	40000114	2019-21 ASARCO Cleanup.....	787
43.	40000436	2021-23 Product Replacement Program .....	789
44.	30000705	2017-19 Centennial Clean Water Program.....	791
45.	40000346	2021-23 Clean Up Toxic Sites-Puget Sound .....	793
46.	40000194	2019-21 Protect Investments in Cleanup Remedies .....	795
47.	30000432	Eastern Washington Clean Sites Initiative.....	797
48.	92000195	2022 Stormwater Projects.....	799
49.	30000537	Floodplains by Design .....	801
50.	40000391	2021-23 Sunnyside Valley Irrigation Distr. Water Conservation .....	803

51.	40000465	2022 Clean Up Toxic Sites-Puget Sound.....	805
52.	40000149	Healthy Housing Remediation Program .....	807
53.	30000714	Watershed Plan Implementation and Flow Achievement .....	809
54.	40000386	2021-23 ASARCO Tacoma Smelter Plume Cleanup .....	811
55.	30000542	Cleanup Toxics Sites - Puget Sound.....	813
56.	40000111	2019-21 Sunnyside Valley Irrigation District Water Conservation .....	815
57.	40000464	Pacific Wood Treating Site Cleanup – Cleanup Settlement Account .....	817
58.	40000371	2021-23 Reducing Toxic Wood Stove Emissions .....	819
59.	30000280	ASARCO - Tacoma Smelter Plume and Mines.....	821
60.	30000763	2015-17 Restored Clean Up Toxic Sites - Puget Sound .....	823
61.	30000704	2015-17 Restored Eastern WA Clean Sites Initiative.....	825
62.	30000673	Sunnyside Valley Irrigation District Water Conservation .....	827
63.	30000742	2017-19 Eastern Washington Clean Sites Initiative .....	829
64.	91000347	Skagit Water .....	831
65.	92000193	Pier 63 Creosote Removal .....	833
66.	30000707	2017-19 Remedial Action Grants .....	835
67.	30000538	ASARCO Cleanup.....	837
68.	40000375	2021-23 Freshwater Aquatic Invasive Plants Grant Program .....	839
69.	92000142	Drought Response.....	841
70.	30000589	Sunnyside Valley Irrigation District Water Conservation .....	843
71.	40000470	2022 Community-Based Public-Private Stormwater Partnership.....	845
72.	30000331	Watershed Plan Implementation and Flow Achievement .....	847
73.	40000286	2020 Eastern Washington Clean Sites Initiative.....	849
74.	30000591	Watershed Plan Implementation and Flow Achievement .....	851
75.	30000334	ASARCO Cleanup.....	853

76.	91000359	PFAS Pilot Project.....	855
77.	92000158	Port of Tacoma Arkema/Dunlap Mound .....	857
78.	40000146	2015 Drought Authority .....	859
79.	40000210	Chemical Action Plan Implementation.....	861
80.	40000376	2021-23 Freshwater Algae Grant Program.....	863
81.	30000588	Columbia River Water Supply Development Program .....	865
82.	30000536	Coastal Wetlands Federal Funds.....	867
83.	40000338	2021-23 Waste Tire Pile Cleanup and Prevention.....	869
84.	30000333	Dungeness Water Supply & Mitigation.....	871
85.	19742006	Water Supply Facilities.....	873
86.	30000590	Yakima River Basin Water Supply.....	875
87.	40000115	2019-21 Reducing Toxic Diesel Emissions.....	877
88.	30000740	Water Irrigation Efficiencies Program.....	879
89.	20042951	Twin Lake Aquifer Recharge Project .....	881
90.	30000708	Swift Creek Natural Asbestos Flood Control and Cleanup .....	883
91.	20052852	Quad Cities Water Right Mitigation.....	885
92.	30000213	Watershed Plan Implementation and Flow Achievement .....	887
93.	30000028	Watershed Plan Implementation and Flow Achievement .....	889
94.	20081951	Transfer of Water Rights for Cabin Owners.....	891

\*\*\* *This page intentionally blank.* \*\*\*



**Department of Ecology  
2023-2033 Capital Budget**

**Table of Contents**

<b>Tab D-1</b>	<b>Prevent and Reduce Toxic Threats and Pollution Projects</b>	<b>281</b>
1.	40000526 2023-25 Protect Investments in Cleanup Remedies	283
2.	40000495 2023-25 Remedial Action Grant Program	293
3.	40000474 2023-25 Reducing Diesel Greenhouse Gases (GHG) and Toxic Emissions	361
4.	40000606 Improving Air Quality in Overburdened Communities Initiative	371
5.	40000480 2023-25 Affordable Housing Cleanup Grant Program	377
6.	40000487 2023-25 Clean Up Toxic Sites – Puget Sound	393
7.	40000530 2023-25 PFAS Contaminated Drinking Water	411
8.	40000479 2023-25 Reducing Toxic Wood Stove Emissions	421
9.	40000529 2023-25 ASARCO Everett Smelter Plume Cleanup	427
10.	40000486 2023-25 Product Replacement Program	433
11.	40000538 2023-25 Swift Creek Natural Asbestos Flood Control and Cleanup	445
12.	40000533 2023-25 Eastern Washington Clean Sites Initiative	457
13.	40000568 2023-25 Waste Tire Pile Cleanup and Prevention	471

\*\*\* *This page intentionally blank.* \*\*\*

# 461 - Department of Ecology Capital Project Request

2023-25 Biennium

\*

Version: BI Biennial 2023-25 Initial

Report Number: CBS002

Date Run: 9/12/2022 11:20AM

Project Number: 40000526

Project Title: 2023-25 Protect Investments in Cleanup Remedies

## Description

Starting Fiscal Year: 2024

Project Class: Grant

Agency Priority: 2

### Project Summary

At Superfund-financed sites, or when Washington assumes liability for a cleanup, the state has financial responsibility for cleanup costs. When the U.S. Environmental Protection Agency cleans up a site in Washington, the state enters into a State Superfund Contract. It binds Washington to pay for ten percent of the cleanup construction costs and 100 percent of the long-term operation and maintenance costs of the cleanup remedy. When Washington assumes responsibility for a cleanup site – like after a bankruptcy, or when a site is orphaned or abandoned – protecting the remedy requires ongoing investment. This request will provide funding to meet legal requirements, protect public investments in cleanup, and protect human health and the environment from remedy failure. Related to Puget Sound Action Agenda Implementation. (Model Toxics Control Capital Account)

### Project Description

#### What is the proposed project?

Ecology is requesting \$4,450,000 to protect investments in cleanup remedies. The federal cleanup law is the Comprehensive Environmental Response, Compensation, and Liability Act (CERCLA). Under CERCLA, the U.S. Environmental Protection Agency (EPA) can clean up sites in Washington where there are no responsible parties to pay the cleanup costs. Prior to starting any remedial action that is Superfund financed, EPA requires the state to sign a Superfund State Contract (SSC) that provides financial assurance and a legal commitment to share costs. The contract outlines that EPA will pay 90 percent of the cleanup and the state is responsible for the remaining ten percent.

Once EPA completes the cleanup at a Superfund site, the state is responsible to pay 100 percent of long-term operations and maintenance (O&M). Examples of ongoing O&M include groundwater extraction and treatment systems and inspection of a cap to ensure it is not compromised.

If a cleanup remedy is not going to be implemented, or if it is going to fail at a bankrupt or abandoned site, the state may decide to intervene and continue the remedy or actively contract for the cleanup to protect human health and the environment from contamination. These sites can also require ongoing O&M according to a long-term maintenance plan that is part of the designed cleanup remedy. If the maintenance plan is not followed, the remedy will fail and the site will re-contaminate.

Note: Local governments and liable parties are responsible for O&M and related costs to protect cleanup remedies at their sites.

#### What opportunity or problem is driving this request?

Some contaminated sites require ongoing investments that are essential to protecting existing remedies, such as continued operation of a treatment plant. All projects on this list represent a legal responsibility for the state to either clean up or maintain the site through O&M, providing superfund match to the EPA, or other binding agreements.

#### What are the specific benefits of this project?

This request will benefit Washingtonians by assuring continual operation of treatment plants and protecting existing remedies. Some sites are within the Puget Sound region and this request will support efforts toward a clean and restored Puget Sound. Specifically, benefits of this request include:

- Cleaned up contaminated sites.

# 461 - Department of Ecology Capital Project Request

2023-25 Biennium

\*

Version: BI Biennial 2023-25 Initial

Report Number: CBS002

Date Run: 9/12/2022 11:20AM

Project Number: 40000526

Project Title: 2023-25 Protect Investments in Cleanup Remedies

## Description

- Reduced exposure of hazardous substances to the environment and public as work progresses on these sites.
- Planned economic redevelopment.
- Continued cleanup and restoration of Puget Sound.

This request will also provide economic benefits to the state by creating up to 22 jobs during the next two years based on Office of Financial Management estimates.

### What are the effects of non-funding?

All of the projects included in this request represent an ongoing legal obligation for either cleanup or O&M. Without continued funding, Ecology would not continue these cleanups or protect existing remedies, subsequently failing to meet legal obligations. Sites would be at risk for recontamination due to remedy failure. Deferring O&M (whether through partial shutdowns, schedule delays, etc.) would result in increased contamination, subsequently accumulating cleanup costs over time. Issues like equipment repair and replacement, longer treatment system operation times, or increased laboratory analysis could increase costs. The state could also be found in direct violation of various state and federal regulations or a breach of the SSCs.

### Why is this the best option or alternative?

As described above, all of the projects funded by this request are ongoing, and all are legal obligation for Ecology and the state. One of Ecology's environmental goals is to clean up pollution, and this request is an integral part of cleaning up the most contaminated sites to protect and improve the lives of people and the environment. Model Toxics Control Act (MTCA) funding has traditionally been used for this cleanup work, and this request is consistent with the uses of the MTCA Capital Account.

### How will clients be affected and services change if this project is funded?

This request will continue ongoing efforts and result in local cleanups and land redevelopment. Cleaning up contaminated property is usually integrated with economic development, habitat restoration, and public recreation projects. Most cleanup projects are the first phase of a larger community or economic redevelopment project where the cleanup site is the focal point of the project. When projects reach the O&M phase, the ongoing O&M is critical to ensuring investment in the final cleanup remedy is protected and continues to protect human health and the environment.

### How is the request impacting equity in the state?

Many of the projects funded through this request are ongoing cleanups or projects in the O&M phase that have been in progress for many years. Cleaning up contamination from our soil, groundwater, surface water, and sediment is difficult, expensive, and can take many years. The more complex elements a site has, the longer the cleanup can take. Ecology has a legal obligation to fund cleanup work and ongoing O&M at the sites on the project list for this request.

Please note, Ecology's overall cleanup program does have criteria to help determine and prioritize cleanup investments, but these specific projects are driven by our legal obligations to maintain these cleanup remedies.

### What is the agency's proposed funding strategy for the project?

# 461 - Department of Ecology Capital Project Request

2023-25 Biennium

\*

Version: BI Biennial 2023-25 Initial

Report Number: CBS002

Date Run: 9/12/2022 11:20AM

Project Number: 40000526

Project Title: 2023-25 Protect Investments in Cleanup Remedies

## Description

Ecology requests funding from the MTCA Capital Account for this request. Using MTCA Capital Account funds for this request is consistent with the purposes of MTCA, Chapter 70A.305 RCW, and the MTCA Capital Account, RCW 70A.305.190, which establishes that funds in the account must be used for the improvement, rehabilitation, remediation, and cleanup of toxic sites. To do this work, a tax is assessed on hazardous materials, including petroleum products, pesticides, and some chemicals.

In even-numbered years, Ecology is required to provide the Legislature with a comprehensive report, the Model Toxics Control Act Capital Account Ten-Year Financing Report. Ecology produces this report in coordination with local governments that have cleanup responsibilities. The report identifies the projected financial needs to clean up contaminated sites that are eligible for funding from the MTCA Capital Account and describes how we plan to spend funds to clean up sites in the upcoming biennium and the next ten years. The "Model Toxics Control Act Capital Account: Ten-Year Financing Report 2020" is available here: <https://apps.ecology.wa.gov/publications/SummaryPages/2009060.html>.

Its companion report, the Model Toxics Control Accounts Biennial Report of Expenditures, describes how cleanup funds were spent over the previous biennium. Ecology produces this report in odd-numbered years. Find the 2019-21 biennial report online at <https://apps.ecology.wa.gov/publications/summarypages/2109043.html>

### Are FTEs required to support this project?

No.

### How does the project support the agency and statewide results?

This request is essential to achieving the Governor's Results Washington Goal 3: Sustainable Energy and a Clean Environment and Ecology's Goal 3: Prevent and Reduce Toxic Threats and Pollution because it will support cleanup remedies of contaminated sites to protect human health and the environment.

This request is essential to achieving the Governor's Results Washington Goal 2: Prosperous Economy because it will create and support jobs and make it possible to redevelop previously contaminated land to support economic growth in communities.

This request is essential to supporting Governor Inslee's Executive Order 18-22, Southern Resident Killer Whale Recovery and Task Force because it will reduce legacy toxic contaminants. This contamination is one of the three primary factors threatening the Southern Resident population.

31. Reduce stormwater threats and accelerate cleanup to toxics harmful to orcas. This request also supports Puget Sound Action Agenda implementation through Ongoing Program OGP\_ECY 20: Toxic Cleanup Program - Cleaning up priority bays in Puget Sound and is linked to the following Vital Signs, Strategies, Desired Outcomes, and Actions:

#### Vital Signs

- Vital Signs - Marine Water and Toxics in Aquatic Life: Toxic chemicals are one of the local human-caused stressors on the Puget Sound. By cleaning up the contamination of the sites, it reduces the toxic threats that can be washed into the Puget Sound.

#### Strategies

- 10 - Stormwater Runoff and Legacy Contamination: Cleaning up the legacy contamination of the sites will prevent the

461 - Department of Ecology  
 Capital Project Request

2023-25 Biennium

\*

Version: BI Biennial 2023-25 Initial

Report Number: CBS002

Date Run: 9/12/2022 11:20AM

Project Number: 40000526

Project Title: 2023-25 Protect Investments in Cleanup Remedies

**Description**

spread of contamination and improves the local landscape.

Desired Outcomes – Reduce Toxic Chemicals

- 2.1.1 and 2.1.4: By removing the contamination through remediation the contaminants will no longer be a threat to human health and the environment, including the Puget Sound through runoff.

Actions

- 33 - Incentivize redevelopment in areas associated with high loads of toxic chemicals.

- 41 - Find and fix toxic hotspots (information, planning, education, funding, and implementation).

**How will the other state programs or units of government be affected if this project is funded?**

These cleanup projects are a collaborative effort by local, Tribal, state, and federal governments; business; agricultural and environmental interests; and the public to help preserve and protect Washington’s environment. This funding is critical to ensuring cleanups work as designed to protect public and private capital investments in these sites.

**Proviso**

No

**Location**

City: Statewide

County: Statewide

Legislative District: 098

**Project Type**

Grants

Grant Recipient Organization: N/A

RCW that establishes grant: N/A

Application process used

N/A

**Growth Management impacts**

N/A

**Funding**

Acct Code	Account Title	Estimated Total	Expenditures		2023-25 Fiscal Period	
			Prior Biennium	Current Biennium	Reapprops	New Approps
23N-1	MTC Capital Account-State	44,450,000				4,450,000
	<b>Total</b>	<b>44,450,000</b>	<b>0</b>	<b>0</b>	<b>0</b>	<b>4,450,000</b>

		Future Fiscal Periods			
		2025-27	2027-29	2029-31	2031-33
23N-1	MTC Capital Account-State	10,000,000	10,000,000	10,000,000	10,000,000

461 - Department of Ecology  
 Capital Project Request

2023-25 Biennium

\*

Version: BI Biennial 2023-25 Initial

Report Number: CBS002

Date Run: 9/12/2022 11:20AM

Project Number: 40000526

Project Title: 2023-25 Protect Investments in Cleanup Remedies

**Funding**

Total	10,000,000	10,000,000	10,000,000	10,000,000
-------	------------	------------	------------	------------

**Operating Impacts**

No Operating Impact

**SubProjects**

SubProject Number: 40000527

SubProject Title: Wyckoff Treatment Plant

Starting Fiscal Year: 2024

Project Class: Grant

Agency Priority: 2

**Project Summary**

At Superfund-financed sites, or when Washington assumes liability for a cleanup, the state has financial responsibility for cleanup costs. When the U.S. Environmental Protection Agency cleans up a site in Washington, the state enters into a State Superfund Contract. It binds Washington to pay for ten percent of the cleanup construction costs and 100 percent of the long-term operation and maintenance costs of the cleanup remedy. When Washington assumes responsibility for a cleanup site – like after a bankruptcy, or when a site is orphaned or abandoned – protecting the remedy requires ongoing investment. This request will provide funding to meet legal requirements, protect public investments in cleanup, and protect human health and the environment from remedy failure. Related to Puget Sound Action Agenda Implementation. (Model Toxics Control Capital Account)

**Project Description**

Ecology, in support of the US Environmental Protection Agency (EPA), has assumed interim responsibility for conducting operation and maintenance of the Wyckoff Groundwater Extraction and Treatment Plant since 2014. The funding will be used to support the increasing frequency of significant repairs and replacement of important parts of the aging facility. Additionally, the request will fund expected increases in the plant’s contractor labor rate, carbon-disposal cost, free-products disposal cost, utility bills, and other associated costs.

**Location**

City: Bainbridge Island

County: Kitsap

Legislative District: 023

**Project Type**

Grants

Grant Recipient Organization: N/A

RCW that establishes grant: N/A

Application process used

N/A

**Growth Management impacts**

N/A

461 - Department of Ecology  
 Capital Project Request

2023-25 Biennium

\*

Version: BI Biennial 2023-25 Initial

Report Number: CBS002

Date Run: 9/12/2022 11:20AM

Project Number: 40000526

Project Title: 2023-25 Protect Investments in Cleanup Remedies

**SubProjects**

SubProject Number: 40000527

SubProject Title: Wyckoff Treatment Plant

<u>Funding</u>		<u>Expenditures</u>			<u>2023-25 Fiscal Period</u>	
<u>Acct Code</u>	<u>Account Title</u>	<u>Estimated Total</u>	<u>Prior Biennium</u>	<u>Current Biennium</u>	<u>Reapprops</u>	<u>New Approps</u>
23N-1	MTC Capital Account-State	950,000				950,000
<b>Total</b>		<b>950,000</b>	<b>0</b>	<b>0</b>	<b>0</b>	<b>950,000</b>
<u>Future Fiscal Periods</u>						
		<u>2025-27</u>	<u>2027-29</u>	<u>2029-31</u>	<u>2031-33</u>	
23N-1	MTC Capital Account-State					
<b>Total</b>		<b>0</b>	<b>0</b>	<b>0</b>	<b>0</b>	

Operating Impacts

No Operating Impact

SubProject Number: 40000528

SubProject Title: Tiki Carwash

Starting Fiscal Year: 2024

Project Class: Grant

Agency Priority: 2

**Project Summary**

At Superfund-financed sites, or when Washington assumes liability for a cleanup, the state has financial responsibility for cleanup costs. When the U.S. Environmental Protection Agency cleans up a site in Washington, the state enters into a State Superfund Contract. It binds Washington to pay for ten percent of the cleanup construction costs and 100 percent of the long-term operation and maintenance costs of the cleanup remedy. When Washington assumes responsibility for a cleanup site – like after a bankruptcy, or when a site is orphaned or abandoned – protecting the remedy requires ongoing investment. This request will provide funding to meet legal requirements, protect public investments in cleanup, and protect human health and the environment from remedy failure. Related to Puget Sound Action Agenda Implementation. (Model Toxics Control Capital Account)

**Project Description**

The Tiki Car Wash site in Bellevue contains a petroleum plume caused by a leaking underground storage tank (LUST). Ecology entered into a Mixed Funding Consent Decree that requires Ecology to clean up contaminated soil and groundwater. The requested funding will support implementation of the Cleanup Action Plan, including engineering design and construction.

**Location**

City: Bellevue

County: King

Legislative District: 041

**Project Type**



461 - Department of Ecology  
 Capital Project Request

2023-25 Biennium

\*

Version: BI Biennial 2023-25 Initial

Report Number: CBS002

Date Run: 9/12/2022 11:20AM

Project Number: 40000526

Project Title: 2023-25 Protect Investments in Cleanup Remedies

**SubProjects**

**Project Type**

SubProject Number: 40000528

SubProject Title: Tiki Carwash  
 Grants

Grant Recipient Organization: N/A

RCW that establishes grant: N/A

Application process used  
 N/A

**Growth Management impacts**

N/A

**Funding**

Acct Code	Account Title	Expenditures			2023-25 Fiscal Period	
		Estimated Total	Prior Biennium	Current Biennium	Reappropriations	New Appropriations
23N-1	MTC Capital Account-State	3,500,000				3,500,000
	<b>Total</b>	<b>3,500,000</b>	<b>0</b>	<b>0</b>	<b>0</b>	<b>3,500,000</b>

**Future Fiscal Periods**

	2025-27	2027-29	2029-31	2031-33
23N-1 MTC Capital Account-State				
<b>Total</b>	<b>0</b>	<b>0</b>	<b>0</b>	<b>0</b>

**Operating Impacts**

No Operating Impact

SubProject Number: 40000557

SubProject Title: 2023-25 Protect Invest in Cleanup Remedies TenYear Financial Plan

461 - Department of Ecology  
 Capital Project Request

2023-25 Biennium

\*

Version: BI Biennial 2023-25 Initial

Report Number: CBS002

Date Run: 9/12/2022 11:20AM

Project Number: 40000526

Project Title: 2023-25 Protect Investments in Cleanup Remedies

**SubProjects**

SubProject Number: 40000557

SubProject Title: 2023-25 Protect Invest in Cleanup Remedies TenYear Financial Plan

Starting Fiscal Year: 2024

Project Class: Grant

Agency Priority: 2

**Project Summary**

At Superfund-financed sites, or when Washington assumes liability for a cleanup, the state has financial responsibility for cleanup costs. When the U.S. Environmental Protection Agency cleans up a site in Washington, the state enters into a State Superfund Contract. It binds Washington to pay for ten percent of the cleanup construction costs and 100 percent of the long-term operation and maintenance costs of the cleanup remedy. When Washington assumes responsibility for a cleanup site – like after a bankruptcy, or when a site is orphaned or abandoned – protecting the remedy requires ongoing investment. This request will provide funding to meet legal requirements, protect public investments in cleanup, and protect human health and the environment from remedy failure. Related to Puget Sound Action Agenda Implementation. (Model Toxics Control Capital Account)

**Project Description**

Ten year financial plan

**Location**

City: Statewide

County: Statewide

Legislative District: 098

**Project Type**

Grants

Grant Recipient Organization: N/A

RCW that establishes grant: N/A

Application process used

N/A

**Growth Management impacts**

N/A

**Funding**

Acct Code	Account Title	Estimated Total	Expenditures		2023-25 Fiscal Period	
			Prior Biennium	Current Biennium	Reapprops	New Approps
23N-1	MTC Capital Account-State	40,000,000				
	<b>Total</b>	<b>40,000,000</b>	<b>0</b>	<b>0</b>	<b>0</b>	<b>0</b>
<b>Future Fiscal Periods</b>						
		<u>2025-27</u>	<u>2027-29</u>	<u>2029-31</u>	<u>2031-33</u>	
23N-1	MTC Capital Account-State	10,000,000	10,000,000	10,000,000	10,000,000	
	<b>Total</b>	<b>10,000,000</b>	<b>10,000,000</b>	<b>10,000,000</b>	<b>10,000,000</b>	

**Operating Impacts**

**461 - Department of Ecology  
Capital Project Request**

**2023-25 Biennium**

\*

**Version:** BI Biennial 2023-25 Initial

**Report Number:** CBS002

**Date Run:** 9/12/2022 11:20AM

**Project Number:** 40000526

**Project Title:** 2023-25 Protect Investments in Cleanup Remedies

---

**SubProjects**

---

**SubProject Number:** 40000557

**SubProject Title:** 2023-25 Protect Invest in Cleanup Remedies TenYear Financial Plan

**No Operating Impact**

---

**Ecology 2023-25 Capital Budget Project List  
Toxics Cleanup Program  
Protect Investments in Cleanup Remedies**



August 2022

**Purpose:** This list provides project details about the 2023-25 Protect Investments in Cleanup Remedies budget request. This list represents cleanup projects that need funding to meet legal requirements, protect public investments in cleanup and protect human health and the environment from remedy failure. This list is a plan based on the best information available to Ecology. The plan may change as more information becomes available.

Rank	Project Title	Project Description	Amount	Phase of Cleanup	Site Address	City	County	Leg. District	WRIA	Lat.	Long.
1	Wyckoff Treatment Plant	Ecology, in support of the US Environmental Protection Agency (EPA), has assumed interim responsibility for conducting operation and maintenance of the Wyckoff Groundwater Extraction and Treatment Plant since 2014. The funding will be used to support the increasing frequency of significant repairs and replacement of important parts of the aging facility. Additionally, the request will fund expected increases in the plant's contractor labor rate, carbon-disposal cost, free-products disposal cost, utility bills, and other associated costs.	950,000	Policy, Outreach, or C/U Support	Creosote PINE	Bainbridge Island	Kitsap	23	15 - Kitsap	47.62	-122.50
2	Tiki Carwash	The Tiki Car Wash site in Bellevue contains a petroleum plume caused by a leaking underground storage tank (LUST). Ecology entered into a Mixed Funding Consent Decree that requires Ecology to clean up contaminated soil and groundwater. The requested funding will support implementation of the Cleanup Action Plan, including engineering design and construction.	3,500,000	Remedial Investigation	11909 NE 8th St.	Bellevue	King	41	08 - Cedar/Sami sh	47.62	-122.18
		<b>TOTAL</b>	<b>4,450,000</b>								

# 461 - Department of Ecology Capital Project Request

2023-25 Biennium

\*

Version: BI Biennial 2023-25 Initial

Report Number: CBS002

Date Run: 9/12/2022 10:36AM

Project Number: 40000495

Project Title: 2023-25 Remedial Action Grant Program

## Description

Starting Fiscal Year: 2024

Project Class: Grant

Agency Priority: 4

### Project Summary

Ecology manages the Remedial Action Grant (RAG) program to help local governments clean up contaminated sites in Washington. This request will fund pass-through grants for ready-to-proceed projects for the 2023-25 biennium. RAGs support cleanup at contaminated industrial sites that affect the air, land, and water resources of the state, and the continued cleanup of Puget Sound. This grant funding will protect public and environmental health, create jobs, promote economic growth through the redevelopment of contaminated properties, and leverage local match funding for this work. Related to Puget Sound Action Agenda Implementation. (Model Toxics Control Capital Account)

### Project Description

#### What is the proposed project?

Ecology is requesting \$115,111,000 for the Remedial Action Grant (RAG) Program. This program is Ecology's primary tool for helping local governments clean up contaminated sites. The program's purpose is to expedite cleanup and redevelopment of contaminated sites and ease the financial impact of cleanup on local ratepayers and taxpayers. The funding will supplement local government funding and funding from other sources, including insurance and contribution claims. Cleaning up contaminated sites protects the groundwater that serves over half of the state's population, and it promotes a healthy environment for Washingtonians.

Cleaning up contaminated sites can provide other benefits, including:

- Reusing scarce industrial sites in urban areas.
- Expanding local tax bases.
- Promoting livable communities.
- Promoting local economic redevelopment.
- Preserving farmland.

Ecology worked with local governments to estimate the 2023-25 local government toxic site cleanup needs. Local governments self-reported an estimated total state share need of \$131 million for the 2023-25 biennium. Ecology will publish the 2022 Model Toxics Control Act (MTCA) Accounts Ten-Year Financing Report in September 2022. The report will provide a long-term view of cleanup needs.

Local governments need financial certainty for cleanup project development to ensure the completion of existing projects as envisioned. Funding certainty also ensures new projects can be planned and designed to maximize environmental, public health improvements, and economic development opportunities.

There are three categories of grants included in this 2023-25 request:

1. Oversight RAGs (including one Extended Grant Agreement) help pay for local governments to clean up contaminated sites where the work is being conducted under an enforcement order, agreed order, or consent decree issued under MTCA (Chapter 70A.305 RCW). Cleanups conducted under an order or decree issued by the Environmental Protection Agency (EPA) under the federal cleanup law are also eligible. For these grants, Ecology normally funds 50 to 75 percent of the eligible

# 461 - Department of Ecology Capital Project Request

2023-25 Biennium

\*

Version: BI Biennial 2023-25 Initial

Report Number: CBS002

Date Run: 9/12/2022 10:36AM

Project Number: 40000495

Project Title: 2023-25 Remedial Action Grant Program

## Description

project costs, depending on the economic status of the community.

2. Integrated Planning Grants provide funding to assess contaminated sites and develop integrated project plans for their cleanup and reuse. Ecology may fund up to 100 percent of the eligible project costs. This solicitation will be conducted early in the 2023-25 biennium to support ready to proceed planning and investigative projects.

3. Independent RAGs provide funding to local governments that investigate and clean up contaminated sites independently under Ecology's Voluntary Cleanup Program. For these grants, Ecology funds 50 to 75 percent of the eligible project costs, depending on the economic status of the community. This solicitation will be ongoing throughout the biennium to best benefit local governments and maximize their eligible costs.

This request includes Ecology's first Extended Grant Agreement (EGA), which is a subset of Oversight RAGs. EGAs are designed to provide increased financial security to large cleanup construction projects that exceed \$20 million of total eligible cost and span multiple biennia. The EGA requested is for the Weyerhaeuser Mill A Site with the Port of Everett (Cleanup Site ID 2146) in accordance with the proviso in section 3082 of the 2021-23 enacted capital budget.

Attached is a prioritized list of projects this request will fund. Ecology has reviewed the projects and they are ready to proceed according to the Model Toxics Control Act (MTCA) regulatory process, which informs project prioritization. Ecology's Toxics Cleanup Program guides all cleanup projects through MTCA's regulatory process and requirements, including those seeking state capital budget funding. MTCA requires all cleanup projects proceed through the following phases:

1. Assessment: All projects are prioritized based on human health and environmental risks. Cleanup projects address risks from exposure to contaminated soil, groundwater, surface water, sediment, or air. These exposures pose human health risks from contacting contaminated soils, drinking polluted water, consuming fish and shellfish, inhaling toxic vapors, or a combination of the above.
2. Remedial Investigation: Remedial investigations define the nature, extent, and magnitude of contamination on all projects.
3. Feasibility Study: Feasibility studies are conducted on all projects and include alternative analysis, cost-benefit analysis, long-term or life-cycle cost analysis, and cleanup technology preferences.
4. Cleanup Action Plan: Based on the remedial investigation and feasibility study, a cleanup action plan is developed that describes the selected cleanup action, the standards it must meet, monitoring requirements, and schedule – including any time-critical elements.
5. Comment: The public is encouraged to review and comment on the projects' investigations, feasibility studies, and cleanup plans during public comment periods.
6. Cleanup: Design, construction, operations, and monitoring the cleanup. A cleanup is complete when Ecology determines cleanup standards have been met. This phase includes projects that are ready to proceed, are in construction, have permits or are in the permitting process, where design is complete or underway, or are under contract.

Ecology's scoring and ranking process is as follows:

1. Solicited projects from local governments and jurisdictions for Oversight Remedial Action Grants, Safe Drinking Water Action Grants, and Area-wide Groundwater Investigation Grants. In February 2022, Ecology opened a statewide project solicitation and notified jurisdictions that might own contaminated sites. The agency alerted these entities, as they could be responsible for investigation and cleanup of those sites, and eligible for funding through the RAG Program to help pay for

# 461 - Department of Ecology Capital Project Request

2023-25 Biennium

\*

Version: BI Biennial 2023-25 Initial

Report Number: CBS002

Date Run: 9/12/2022 10:36AM

Project Number: 40000495

Project Title: 2023-25 Remedial Action Grant Program

## Description

those costs. In the solicitation, Ecology asked local governments to provide sufficient information to help determine project eligibility and funding priority. The information received – both total funding needs and cleanup process information – was “self-reported.” This means that, in most cases, documentation supporting their solicitation responses was not required by, or provided to, Ecology.

2. Reviewed solicitation responses. Ecology staff reviewed the information received from the solicitation and updated any “self-reported” data with more current or additional information Ecology knew about the site. Ecology staff also provided Ecology-specific information. For example, a component of a project’s readiness to proceed is whether Ecology has a cleanup project manager assigned to oversee the cleanup. After Ecology staff completed their review, Ecology’s regional section managers then reviewed funding amounts and sized the requested amounts, while considering a project’s scope of work and the project’s funding needs within the biennium.

3. Implemented a ranking/prioritization process as published in the 2023-25 Remedial Action Grant Guidance (<https://apps.ecology.wa.gov/publications/SummaryPages/2209043.html>).

Ecology grouped all projects into three categories according to the funding priorities outlined in rule (WAC 173-322A-210):

- a. Oversight remedial action grants and loans under an existing extended grant agreement. For the 2023-25 biennium, Weyerhaeuser Mill A Site with the Port of Everett (Cleanup Site ID 2146) is the only EGA.
- b. Remedial action grants and loans for previously funded projects, provided substantial progress has been made. This category includes any ongoing projects that received RAG funding.
- c. Remedial action grants and loans for new projects.

The budget request also includes funds for Integrated Planning Grants, Independent Remedial Action Grants, program staff, and database support.

### What opportunity or problem is driving this request?

RAGs are used to help local governments clean up contaminated sites. This protects the groundwater that serves over half the state’s population, and it promotes a healthy environment for people who live and work in Washington. Cleaning up contaminated sites can provide other benefits including reusing scarce industrial sites in urban areas, expanding local tax bases, promoting livable communities, promoting local economic redevelopment, and preserving farmland.

### What are the specific benefits of this project?

This request contributes to cleanup progress in Washington, and there will be a direct impact on human health and the environment by fully funding these cleanups. The impacts will be largely felt in areas in or immediately adjacent to Puget Sound. There will also be economic redevelopment benefits as cleanup at a number of these sites is the first step in the redevelopment process.

This is a continuing and well-established program to help local governments. Funding this request will allow Ecology to provide continued and enhanced support to local governments for cleaning up toxics in the environment.

Cleaning up contaminated property is usually integrated with economic redevelopment, habitat restoration, and public recreation projects. Most cleanup projects are the first phase of a larger community or economic redevelopment project where the cleanup site is the focal point of the project.

# 461 - Department of Ecology Capital Project Request

2023-25 Biennium

\*

Version: BI Biennial 2023-25 Initial

Report Number: CBS002

Date Run: 9/12/2022 10:36AM

Project Number: 40000495

Project Title: 2023-25 Remedial Action Grant Program

## Description

This request will also provide economic benefits to the state by creating up to 495 jobs during the next two years based on Office of Financial Management estimates.

### What are the effects of non-funding?

The RAG program is integral to helping local governments clean up contaminated sites in their communities. It is a high funding priority in MTCA, and is the mechanism for carrying out the provisions of this law. Funding this request will allow the state to meet its statutory obligation to provide continued support to local governments for cleaning up toxics in the environment. If this proposal is not funded, the state would not be able to support local governments in meeting their obligations to eliminate toxic threats and protect the people living in their communities.

This request will continue to provide funding to meet local government RAG needs. This funding will help local governments clean up contaminated properties for redevelopment and provide an economic benefit to the community.

The costs of remediating hazardous waste sites are often beyond the financial means of local governments and ratepayers. The RAG program supplements local government funding and funding from other sources to carry out required remedial action. This grant program will continue to benefit local governments statewide if this request is funded.

If this proposal is not funded, the state would not be able to support local governments in meeting their obligations to eliminate toxic threats and protect the people living in their communities.

### Why is this the best option or alternative?

One of Ecology's environmental goals is to clean up pollution, and the RAG program is an integral part of cleaning up the most contaminated sites to protect and improve the lives of people and the environment. The RAG program has traditionally received funding out of what is now called the Model Toxics Control Capital Account (MTCA-Capital) as one of the top priorities under RCW 70A.305.190. Funding this request with MTCA-Capital is the best option, because it will continue cleanup investments that protect human health and natural resources, and support economic redevelopment in Washington.

### How will clients be affected and services change if this project is funded?

This request will continue to provide funding to meet local government RAG needs. This funding will help local governments clean up contaminated properties for redevelopment and provide an economic benefit to the community.

### How is the request impacting equity in the state?

Many of the projects within this budget request are ongoing cleanups, which have been in progress for many years. Cleaning up contamination from our soil, groundwater, surface water, and sediment is difficult, expensive, and can take many years. A complex, multi-faceted site will take many years to clean up after contamination occurs. The more complex elements a site has, the longer the cleanup can take. To this end, Ecology recognizes that contaminated sites disproportionately impact communities of color and low-income populations and works to clean-up areas efficiently and effectively.

Ecology is including environmental justice considerations when scoring projects in the Remedial Action Grant program. Grant awards are prioritized based on which projects receive the highest scores. Our environmental justice considerations include awarding points when scoring for projects located in a "highly impacted community," defined as a community that the department has determined is likely to bear a disproportionate burden of public health risks from environmental pollution (WAC 173-322A-100 [24]).



# 461 - Department of Ecology Capital Project Request

2023-25 Biennium

\*

Version: BI Biennial 2023-25 Initial

Report Number: CBS002

Date Run: 9/12/2022 10:36AM

Project Number: 40000495

Project Title: 2023-25 Remedial Action Grant Program

## Description

Ecology currently identifies a highly impacted community for the AHCGP as one where:

- The census tract scores a rank of 9 or 10 on the Environmental Health Disparities Map maintained by the Department of Health. The environmental health disparities index considers 19 indicators that include environmental exposures and effects, as well as sensitive populations and socioeconomic factors.

OR

- The site is located in the 80th percentile or higher for people of color or low-income populations according to demographic indicators from the U.S. Environmental Protection Agency's Environmental Justice Screening and Mapping tool (EJSCREEN).

A grant application that demonstrates that the project is located in an area that meets the criteria above will receive additional points added to their score. Ecology also provides points when scoring projects that are located East of the Cascades or in economically disadvantaged communities (<https://apps.ecology.wa.gov/publications/SummaryPages/2109045.html>).

### What is the agency's proposed funding strategy for the project?

Ecology requests funding from the Model Toxics Control Capital Account (MTCA Capital) for this project. The use of MTCA-Capital funds for this project is consistent with the purposes of MTCA, Chapter 70A.305 RCW and the MTCA-Capital Account, RCW 70A.305.190, which establishes that funds in the account must be used for the improvement, rehabilitation, remediation, and cleanup of toxic sites. To do this work, a tax is assessed on hazardous materials, including petroleum products, pesticides, and some chemicals.

In even-numbered years, Ecology is required to provide the Legislature with a comprehensive report, the Model Toxics Control Act Capital Account Ten-Year Financing Report. Ecology produces this report in coordination with local governments that have cleanup responsibilities. The report identifies the projected financial needs to clean up contaminated sites that are eligible for funding from the MTCA Capital Account and describes how we plan to spend funds to clean up sites in the upcoming biennium and the next ten years. The "Model Toxics Control Act Capital Account: Ten-Year Financing Report 2020" is available here: <https://apps.ecology.wa.gov/publications/SummaryPages/2009060.html>.

Its companion report, the Model Toxics Control Accounts Biennial Report of Expenditures, describes how cleanup funds were spent over the previous biennium. Ecology produces this report in odd-numbered years. Find the 2019-21 biennial report online at <https://apps.ecology.wa.gov/publications/summarypages/2109043.html>

Funding for this project includes \$65,000 to develop, maintain, and update the grant or loan applications in the agency systems.

### Are FTEs required to support this project?

This request requires a total of 5.18 FTEs dedicated to grant management, policy analysis and development, cash management, and capital budget coordination for Ecology. This is an increase in staffing by one direct FTE as compared to the 2021-23 biennium. The three grant managers traditionally funded through this biennial capital request are responsible for grant writing, invoice review and approval, and grant status reporting. This core work assures prudent oversight and careful financial management of state funds. The grant managers also provide technical expertise to program development and policy work and to agency-wide projects. This includes their input and review of policy documents and helping manage Ecology's grant and loan system.

# 461 - Department of Ecology Capital Project Request

2023-25 Biennium

\*

Version: BI Biennial 2023-25 Initial

Report Number: CBS002

Date Run: 9/12/2022 10:36AM

Project Number: 40000495

Project Title: 2023-25 Remedial Action Grant Program

## Description

However, these existing grant staff are unable to support analysis and proactive program changes due to other increases in workload. This additional FTE being requested will conduct in depth policy and program analysis needed to modify existing, and propose new, policies designed to balance the competing needs for timely spending of state funds and the project needs for early financial security.

Please note all FTEs support both this new appropriation and other related reappropriation projects under this capital program.

### How does the project support the agency and statewide results?

This request is essential to achieving the Governor's Results Washington Goal 3: Sustainable Energy and a Clean Environment and Ecology's Goal 3: Prevent and reduce toxic threats and pollution because it will support the cleanup of contaminated sites to protect human health and the environment. This request also helps ensure this element of Ecology's strategic plan achieves statewide implementation.

This request is also essential to achieving the Governor's Results Washington Goal 2: Prosperous Economy because it will create and support jobs and make it possible to redevelop previously contaminated land to support economic growth in communities.

This request also broadly implements the following recommended priority in the 2021 Governor's salmon strategy update:  
- Strategic Priority: 2. Invest in clean water infrastructure for salmon and people

This request is essential to supporting Governor Inslee's Executive Order 18-22, Southern Resident Killer Whale Recovery and Task Force because it will reduce legacy toxic contaminants. This contamination is one of the three primary factors threatening the Southern Resident population.

- 31. Reduce stormwater threats and accelerate cleanup to toxics harmful to orcas.

This request also supports Puget Sound Action Agenda implementation through Ongoing Program OGP\_ECY 20: Toxic Cleanup Program - Cleaning up priority bays in Puget Sound and is linked to the following Vital Signs, Strategies, Desired Outcomes, and Actions:

#### Vital Signs

- Vital Signs - Marine Water and Toxics in Aquatic Life: Toxic chemicals are one of the local human-caused stressors on the Puget Sound. By cleaning up the contamination of sites, it reduces the toxic threats that can be washed into the Puget Sound.

#### Strategies

- 10 - Stormwater Runoff and Legacy Contamination: Cleaning up the legacy contamination of sites will prevent the spread of contamination and improves the local landscape.

#### Desired Outcomes – Reduce Toxic Chemicals

- 2.1.1 and 2.1.4: By removing the contamination through remediation the contaminants will no longer be a threat to human health and the environment, including the Puget Sound through runoff.

461 - Department of Ecology  
 Capital Project Request

2023-25 Biennium

\*

Version: BI Biennial 2023-25 Initial

Report Number: CBS002

Date Run: 9/12/2022 10:36AM

Project Number: 40000495

Project Title: 2023-25 Remedial Action Grant Program

**Description**

Actions

- 33 - Incentivize redevelopment in areas associated with high loads of toxic chemicals.
- 41 - Find and fix toxic hotspots (information, planning, education, funding, and implementation).

**How will the other state programs or units of government be affected if this project is funded?**

This request will continue to provide funding to meet local government RAG needs. This funding will help local governments clean up contaminated properties for redevelopment and provide an economic benefit to the community.

The costs of remediating hazardous waste sites are often beyond the financial means of local governments and ratepayers. The RAG program supplements local government funding and funding from other sources to carry out required remedial action. This grant program will continue to benefit local governments statewide if funded.

**Proviso**

No

**Location**

City: Statewide

County: Statewide

Legislative District: 098

**Project Type**

Grants

**Grant Recipient Organization:** Multiple Local Governments

**RCW that establishes grant:** Chapter 70A.305 RCW

**Application process used**

Project solicitation. (1) Biennially, Ecology will solicit project proposals from local governments to develop its budget and update the MTCA Ten-Year Financing Plan for the RAG program. (2) Legislative Action. Projects are ranked and included in Ecology's budget for legislative action. (3) Finalize application. Once the budget is passed by the Legislature, recipients are notified and required to work with Ecology to complete any additional application information and submit the information on electronic forms provided by Ecology. For multi-biennial oversight RAG projects, an application must be submitted before each biennium for which additional funds are requested. (4) Agreement development. Ecology uses the information in the application to negotiate with the applicant the final scope of work and budget for the grant and develop the agreement. Costs include maintenance and updates to the grant/loan applications in the agency's grant and loan system.

**Growth Management impacts**

Supports redevelopment of brownfield properties in urban areas.

**Funding**

Acct Code	Account Title	Estimated Total	Expenditures		2023-25 Fiscal Period	
			Prior Biennium	Current Biennium	Reappropriations	New Appropriations
23N-1	MTC Capital Account-State	448,911,000				115,111,000
	<b>Total</b>	<b>448,911,000</b>	<b>0</b>	<b>0</b>	<b>0</b>	<b>115,111,000</b>

461 - Department of Ecology  
 Capital Project Request

2023-25 Biennium

\*

Version: BI Biennial 2023-25 Initial

Report Number: CBS002

Date Run: 9/12/2022 10:36AM

Project Number: 40000495

Project Title: 2023-25 Remedial Action Grant Program

**Funding**

	Future Fiscal Periods			
	2025-27	2027-29	2029-31	2031-33
23N-1 MTC Capital Account-State	100,000,000	100,000,000	66,900,000	66,900,000
<b>Total</b>	<b>100,000,000</b>	<b>100,000,000</b>	<b>66,900,000</b>	<b>66,900,000</b>

**Operating Impacts**

No Operating Impact

**SubProjects**

SubProject Number: 40000496

SubProject Title: Weyerhaeuser Mill A

Starting Fiscal Year: 2024

Project Class: Grant

Agency Priority: 4

**Project Summary**

Ecology manages the Remedial Action Grant (RAG) program to help local governments clean up contaminated sites in Washington. This request will fund pass-through grants for ready-to-proceed projects for the 2023-25 biennium. RAGs support cleanup at contaminated industrial sites that affect the air, land, and water resources of the state, and the continued cleanup of Puget Sound. This grant funding will protect public and environmental health, create jobs, promote economic growth through the redevelopment of contaminated properties, and leverage local match funding for this work. Related to Puget Sound Action Agenda Implementation. (Model Toxics Control Capital Account)

**Project Description**

The Weyerhaeuser Mill A (Former) Site is located at 3500 Terminal Avenue in Everett, WA. Development of the area comprising the Site occurred in the late 1800s. Historical industrial activities including pulp manufacturing, saw milling, shipbuilding, shingle milling, and log handling contributed to significant sediment contamination at the site. The requested funding is to begin cleanup construction after the design is complete and is being asked for under an Extended Grant Agreement.

**Location**

City: Everett

County: Snohomish

Legislative District: 038

**Project Type**

Grants

461 - Department of Ecology  
 Capital Project Request

2023-25 Biennium

\*

Version: BI Biennial 2023-25 Initial

Report Number: CBS002

Date Run: 9/12/2022 10:36AM

Project Number: 40000495

Project Title: 2023-25 Remedial Action Grant Program

**SubProjects**

SubProject Number: 40000496

SubProject Title: Weyerhaeuser Mill A

Grant Recipient Organization: Multiple Local Governments

RCW that establishes grant: Chapter 70A.305 RCW

**Application process used**

Project solicitation. (1) Biennially, Ecology will solicit project proposals from local governments to develop its budget and update the MTCA Ten-Year Financing Plan for the RAG program. (2) Legislative Action. Projects are ranked and included in Ecology's budget for legislative action. (3) Finalize application. Once the budget is passed by the Legislature, recipients are notified and required to work with Ecology to complete any additional application information and submit the information on electronic forms provided by Ecology. For multi-biennial oversight RAG projects, an application must be submitted before each biennium for which additional funds are requested. (4) Agreement development. Ecology uses the information in the application to negotiate with the applicant the final scope of work and budget for the grant and develop the agreement. Costs include maintenance and updates to the grant/loan applications in the agency's grant and loan system.

**Growth Management impacts**

Supports redevelopment of brownfield properties in urban areas.

<u>Funding</u>		<u>Expenditures</u>			<u>2023-25 Fiscal Period</u>	
<u>Acct Code</u>	<u>Account Title</u>	<u>Estimated Total</u>	<u>Prior Biennium</u>	<u>Current Biennium</u>	<u>Reapprops</u>	<u>New Approps</u>
23N-1	MTC Capital Account-State	35,000,000				35,000,000
	<b>Total</b>	<b>35,000,000</b>	<b>0</b>	<b>0</b>	<b>0</b>	<b>35,000,000</b>
<b>Future Fiscal Periods</b>						
		<u>2025-27</u>	<u>2027-29</u>	<u>2029-31</u>	<u>2031-33</u>	
23N-1	MTC Capital Account-State	0	0	0	0	
	<b>Total</b>	<b>0</b>	<b>0</b>	<b>0</b>	<b>0</b>	

**Operating Impacts**

No Operating Impact

SubProject Number: 40000497

SubProject Title: Remediation and Cleanup request for Yakima City Landfill and ROW

461 - Department of Ecology  
Capital Project Request

2023-25 Biennium

\*

Version: BI Biennial 2023-25 Initial

Report Number: CBS002

Date Run: 9/12/2022 10:36AM

Project Number: 40000495

Project Title: 2023-25 Remedial Action Grant Program

**SubProjects**

SubProject Number: 40000497

SubProject Title: Remediation and Cleanup request for Yakima City Landfill and ROW

Starting Fiscal Year: 2024

Project Class: Grant

Agency Priority: 4

**Project Summary**

Ecology manages the Remedial Action Grant (RAG) program to help local governments clean up contaminated sites in Washington. This request will fund pass-through grants for ready-to-proceed projects for the 2023-25 biennium. RAGs support cleanup at contaminated industrial sites that affect the air, land, and water resources of the state, and the continued cleanup of Puget Sound. This grant funding will protect public and environmental health, create jobs, promote economic growth through the redevelopment of contaminated properties, and leverage local match funding for this work. Related to Puget Sound Action Agenda Implementation. (Model Toxics Control Capital Account)

**Project Description**

The City of Yakima Landfill used this former Boise Cascade Mill log pond as a landfill from 1963 to 1972. Previous investigations have included the assessment of the types of solid waste buried in the landfill, and an initial assessment of the impact of this waste on the soils, groundwater, surface water, and soil gases in the immediate area of the landfill. An Interim Action was completed to remove landfill solid waste from the ROW corridor. The requested funding will be used to prepare a Feasibility Study and select a cleanup action for the remainder of the Site; as well as, Engineering Design and Construction of the selected cleanup action. Cleanup of the landfill property is important to the City's plans to construct an east-west traffic corridor. The location of this site and risk of recontamination poses a significant threat to the health and safety of neighboring communities as indicated by the Department of Health's Environmental Health Disparities Index and poses a risk to nearby highly impacted communities including low income and people of color populations according to EPA demographic indicators.

**Location**

City: Yakima

County: Yakima

Legislative District: 015

**Project Type**

Grants

461 - Department of Ecology  
 Capital Project Request

2023-25 Biennium

\*

Version: BI Biennial 2023-25 Initial

Report Number: CBS002

Date Run: 9/12/2022 10:36AM

Project Number: 40000495

Project Title: 2023-25 Remedial Action Grant Program

**SubProjects**

SubProject Number: 40000497

SubProject Title: Remediation and Cleanup request for Yakima City Landfill and ROW

Grant Recipient Organization: Multiple Local Governments

RCW that establishes grant: Chapter 70A.305 RCW

**Application process used**

Project solicitation. (1) Biennially, Ecology will solicit project proposals from local governments to develop its budget and update the MTCA Ten-Year Financing Plan for the RAG program. (2) Legislative Action. Projects are ranked and included in Ecology's budget for legislative action. (3) Finalize application. Once the budget is passed by the Legislature, recipients are notified and required to work with Ecology to complete any additional application information and submit the information on electronic forms provided by Ecology. For multi-biennial oversight RAG projects, an application must be submitted before each biennium for which additional funds are requested. (4) Agreement development. Ecology uses the information in the application to negotiate with the applicant the final scope of work and budget for the grant and develop the agreement. Costs include maintenance and updates to the grant/loan applications in the agency's grant and loan system.

**Growth Management impacts**

Supports redevelopment of brownfield properties in urban areas.

**Funding**

Acct Code	Account Title	Estimated Total	Expenditures		2023-25 Fiscal Period	
			Prior Biennium	Current Biennium	Reapprops	New Approps
23N-1	MTC Capital Account-State	10,575,000				10,575,000
	<b>Total</b>	<b>10,575,000</b>	<b>0</b>	<b>0</b>	<b>0</b>	<b>10,575,000</b>
<b>Future Fiscal Periods</b>						
		<u>2025-27</u>	<u>2027-29</u>	<u>2029-31</u>	<u>2031-33</u>	
23N-1	MTC Capital Account-State					
	<b>Total</b>	<b>0</b>	<b>0</b>	<b>0</b>	<b>0</b>	

**Operating Impacts**

No Operating Impact

SubProject Number: 40000498

SubProject Title: Albert Jensen & Sons Inc.

# 461 - Department of Ecology Capital Project Request

2023-25 Biennium

\*

Version: BI Biennial 2023-25 Initial

Report Number: CBS002

Date Run: 9/12/2022 10:36AM

Project Number: 40000495

Project Title: 2023-25 Remedial Action Grant Program

## SubProjects

SubProject Number: 40000498

SubProject Title: Albert Jensen &amp; Sons Inc.

Starting Fiscal Year: 2024

Project Class: Grant

Agency Priority: 4

### Project Summary

Ecology manages the Remedial Action Grant (RAG) program to help local governments clean up contaminated sites in Washington. This request will fund pass-through grants for ready-to-proceed projects for the 2023-25 biennium. RAGs support cleanup at contaminated industrial sites that affect the air, land, and water resources of the state, and the continued cleanup of Puget Sound. This grant funding will protect public and environmental health, create jobs, promote economic growth through the redevelopment of contaminated properties, and leverage local match funding for this work. Related to Puget Sound Action Agenda Implementation. (Model Toxics Control Capital Account)

### Project Description

The Albert Jensen & Sons Inc. site was developed in 1910 into a shipyard and is still used as a boat maintenance facility and shipyard. Recent sampling identified contaminants including Tributyltin, PCBs, dioxins/furans, phthalates, organic chemicals, pesticides, polyaromatic hydrocarbons, and metals. The grant funding will go towards evaluating and integrating existing upland and in-water data, completing a cultural resources survey, performing a Remedial Investigation/Feasibility Study, preparing a Draft Cleanup Action Plan, completing work plans, engineering design, permitting and completion of interim action(s), and preparing for remedy implementation and long-term monitoring in subsequent biennia. This site poses a risk to a sensitive population over the age of 64 according to the EPA's Environmental Justice demographic indicators.

### Location

City: Friday Harbor

County: San Juan

Legislative District: 040

### Project Type

Grants

Grant Recipient Organization: Multiple Local Governments

RCW that establishes grant: Chapter 70A.305 RCW

### Application process used

Project solicitation. (1) Biennially, Ecology will solicit project proposals from local governments to develop its budget and update the MTCA Ten-Year Financing Plan for the RAG program. (2) Legislative Action. Projects are ranked and included in Ecology's budget for legislative action. (3) Finalize application. Once the budget is passed by the Legislature, recipients are notified and required to work with Ecology to complete any additional application information and submit the information on electronic forms provided by Ecology. For multi-biennial oversight RAG projects, an application must be submitted before each biennium for which additional funds are requested. (4) Agreement development. Ecology uses the information in the application to negotiate with the applicant the final scope of work and budget for the grant and develop the agreement. Costs include maintenance and updates to the grant/loan applications in the agency's grant and loan system.

### Growth Management impacts

Supports redevelopment of brownfield properties in urban areas.



461 - Department of Ecology  
 Capital Project Request

2023-25 Biennium

\*

Version: BI Biennial 2023-25 Initial

Report Number: CBS002

Date Run: 9/12/2022 10:36AM

Project Number: 40000495

Project Title: 2023-25 Remedial Action Grant Program

**SubProjects**

SubProject Number: 40000498

SubProject Title: Albert Jensen & Sons Inc.

<u>Funding</u>		<u>Expenditures</u>			<u>2023-25 Fiscal Period</u>		
<u>Acct Code</u>	<u>Account Title</u>	<u>Estimated Total</u>	<u>Prior Biennium</u>	<u>Current Biennium</u>	<u>Reappropriations</u>	<u>New Appropr</u>	
23N-1	MTC Capital Account-State	2,569,000				2,569,000	
	<b>Total</b>	<b>2,569,000</b>	<b>0</b>	<b>0</b>	<b>0</b>	<b>2,569,000</b>	
		<u>Future Fiscal Periods</u>					
		<u>2025-27</u>	<u>2027-29</u>	<u>2029-31</u>	<u>2031-33</u>		
23N-1	MTC Capital Account-State						
	<b>Total</b>	<b>0</b>	<b>0</b>	<b>0</b>	<b>0</b>		

**Operating Impacts**

No Operating Impact

SubProject Number: 40000499

SubProject Title: Arkema Interim Action

Starting Fiscal Year: 2024

Project Class: Grant

Agency Priority: 4

**Project Summary**

Ecology manages the Remedial Action Grant (RAG) program to help local governments clean up contaminated sites in Washington. This request will fund pass-through grants for ready-to-proceed projects for the 2023-25 biennium. RAGs support cleanup at contaminated industrial sites that affect the air, land, and water resources of the state, and the continued cleanup of Puget Sound. This grant funding will protect public and environmental health, create jobs, promote economic growth through the redevelopment of contaminated properties, and leverage local match funding for this work. Related to Puget Sound Action Agenda Implementation. (Model Toxics Control Capital Account)

**Project Description**

The Arkema site contains metals, arsenic, and other contaminants in soil, groundwater, and sediments released by a former chemical research and storage facility. Grant funding will support the cleanup and containment of contaminants and other remedial action components as outlined in a 2021 feasibility study conducted by Pioneer Environmental Technologies. Following cleanup, the Port will use the site for industrial purposes. The location of this site and risk of recontamination pose a significant threat to the health and safety of neighboring communities as indicated by the Department of Health's Environmental Health Disparities Index.

**Location**

City: Tacoma

County: Pierce

Legislative District: 027

**Project Type**

461 - Department of Ecology  
 Capital Project Request

2023-25 Biennium

\*

Version: BI Biennial 2023-25 Initial

Report Number: CBS002

Date Run: 9/12/2022 10:36AM

Project Number: 40000495

Project Title: 2023-25 Remedial Action Grant Program

**SubProjects**

**Project Type**

SubProject Number: 40000499

SubProject Title: Arkema Interim Action

Grants

Grant Recipient Organization: Multiple Local Governments

RCW that establishes grant: Chapter 70A.305 RCW

**Application process used**

Project solicitation. (1) Biennially, Ecology will solicit project proposals from local governments to develop its budget and update the MTCA Ten-Year Financing Plan for the RAG program. (2) Legislative Action. Projects are ranked and included in Ecology's budget for legislative action. (3) Finalize application. Once the budget is passed by the Legislature, recipients are notified and required to work with Ecology to complete any additional application information and submit the information on electronic forms provided by Ecology. For multi-biennial oversight RAG projects, an application must be submitted before each biennium for which additional funds are requested. (4) Agreement development. Ecology uses the information in the application to negotiate with the applicant the final scope of work and budget for the grant and develop the agreement. Costs include maintenance and updates to the grant/loan applications in the agency's grant and loan system.

**Growth Management impacts**

Supports redevelopment of brownfield properties in urban areas.

**Funding**

Acct Code	Account Title	Estimated Total	Expenditures		2023-25 Fiscal Period	
			Prior Biennium	Current Biennium	Reapprops	New Approps
23N-1	MTC Capital Account-State	5,000,000				5,000,000
	<b>Total</b>	<b>5,000,000</b>	<b>0</b>	<b>0</b>	<b>0</b>	<b>5,000,000</b>

**Future Fiscal Periods**

Acct Code	Account Title	2025-27	2027-29	2029-31	2031-33
23N-1	MTC Capital Account-State				
	<b>Total</b>	<b>0</b>	<b>0</b>	<b>0</b>	<b>0</b>

**Operating Impacts**

No Operating Impact

SubProject Number: 40000500

SubProject Title: Cornwall Avenue Landfill

# 461 - Department of Ecology Capital Project Request

2023-25 Biennium

\*

Version: BI Biennial 2023-25 Initial

Report Number: CBS002

Date Run: 9/12/2022 10:36AM

Project Number: 40000495

Project Title: 2023-25 Remedial Action Grant Program

## SubProjects

SubProject Number: 40000500

SubProject Title: Cornwall Avenue Landfill

Starting Fiscal Year: 2024

Project Class: Grant

Agency Priority: 4

### Project Summary

Ecology manages the Remedial Action Grant (RAG) program to help local governments clean up contaminated sites in Washington. This request will fund pass-through grants for ready-to-proceed projects for the 2023-25 biennium. RAGs support cleanup at contaminated industrial sites that affect the air, land, and water resources of the state, and the continued cleanup of Puget Sound. This grant funding will protect public and environmental health, create jobs, promote economic growth through the redevelopment of contaminated properties, and leverage local match funding for this work. Related to Puget Sound Action Agenda Implementation. (Model Toxics Control Capital Account)

### Project Description

The Cornwall Avenue Landfill site is located on the Bellingham waterfront. It consists of about 26 acres of contaminated upland and in-water property, resulting from municipal and wood waste dumped into Bellingham Bay from 1888 to 1965. A legal agreement (consent decree) between Ecology and the Port of Bellingham (Port) requires design and construction of Ecology's selected cleanup action for the site. The Cornwall site overlaps with the adjacent RG Haley former wood treatment site. Therefore, cleanup construction for both sites must occur simultaneously to ensure a successful cleanup. Design and permitting activities are underway. Grant funds will support the Port in completing cleanup construction. Cleanup of the site will allow the City of Bellingham to redevelop the Cornwall and Haley sites into a public park, consistent with the priorities established in their Waterfront District planning documents, while protecting public health and aquatic species in Bellingham Bay, including endangered salmon species. The site poses a risk to a sensitive population over the age of 64 according to the EPA's Environmental Justice demographic indicators.

### Location

City: Bellingham

County: Whatcom

Legislative District: 040

### Project Type

Grants

461 - Department of Ecology  
 Capital Project Request

2023-25 Biennium

\*

Version: BI Biennial 2023-25 Initial

Report Number: CBS002

Date Run: 9/12/2022 10:36AM

Project Number: 40000495

Project Title: 2023-25 Remedial Action Grant Program

**SubProjects**

SubProject Number: 40000500

SubProject Title: Cornwall Avenue Landfill

Grant Recipient Organization: Multiple Local Governments

RCW that establishes grant: Chapter 70A.305 RCW

**Application process used**

Project solicitation. (1) Biennially, Ecology will solicit project proposals from local governments to develop its budget and update the MTCA Ten-Year Financing Plan for the RAG program. (2) Legislative Action. Projects are ranked and included in Ecology's budget for legislative action. (3) Finalize application. Once the budget is passed by the Legislature, recipients are notified and required to work with Ecology to complete any additional application information and submit the information on electronic forms provided by Ecology. For multi-biennial oversight RAG projects, an application must be submitted before each biennium for which additional funds are requested. (4) Agreement development. Ecology uses the information in the application to negotiate with the applicant the final scope of work and budget for the grant and develop the agreement. Costs include maintenance and updates to the grant/loan applications in the agency's grant and loan system.

**Growth Management impacts**

Supports redevelopment of brownfield properties in urban areas.

<u>Funding</u>		<u>Expenditures</u>			<u>2023-25 Fiscal Period</u>	
<u>Acct Code</u>	<u>Account Title</u>	<u>Estimated Total</u>	<u>Prior Biennium</u>	<u>Current Biennium</u>	<u>Reapprops</u>	<u>New Approps</u>
23N-1	MTC Capital Account-State	2,420,000				2,420,000
	<b>Total</b>	<b>2,420,000</b>	<b>0</b>	<b>0</b>	<b>0</b>	<b>2,420,000</b>
<b>Future Fiscal Periods</b>						
		<u>2025-27</u>	<u>2027-29</u>	<u>2029-31</u>	<u>2031-33</u>	
23N-1	MTC Capital Account-State	0	0	0	0	
	<b>Total</b>	<b>0</b>	<b>0</b>	<b>0</b>	<b>0</b>	

**Operating Impacts**

No Operating Impact

SubProject Number: 40000501

SubProject Title: Whitmarsh (March Point) Cleanup

# 461 - Department of Ecology Capital Project Request

2023-25 Biennium

\*

Version: BI Biennial 2023-25 Initial

Report Number: CBS002

Date Run: 9/12/2022 10:36AM

Project Number: 40000495

Project Title: 2023-25 Remedial Action Grant Program

## SubProjects

SubProject Number: 40000501

SubProject Title: Whitmarsh (March Point) Cleanup

Starting Fiscal Year: 2024

Project Class: Grant

Agency Priority: 4

### Project Summary

Ecology manages the Remedial Action Grant (RAG) program to help local governments clean up contaminated sites in Washington. This request will fund pass-through grants for ready-to-proceed projects for the 2023-25 biennium. RAGs support cleanup at contaminated industrial sites that affect the air, land, and water resources of the state, and the continued cleanup of Puget Sound. This grant funding will protect public and environmental health, create jobs, promote economic growth through the redevelopment of contaminated properties, and leverage local match funding for this work. Related to Puget Sound Action Agenda Implementation. (Model Toxics Control Capital Account)

### Project Description

This project will cover the implementation of remediation activities and applicable post-closure work at the Whitmarsh (March Point) Landfill. The site was used as an unregulated dump from 1950 to 1961. Waste has been degraded by anaerobic decomposition, resulting in conditions that can cause contamination from metals or metallic objects present in soil to mobilize and migrate into surface water or groundwater. Remediation activities include regrading the landfill to decrease rainfall infiltration and reduce landfill footprint, installation of a landfill gas (LFG) system, installation of a geosynthetic clay laminated liner (GCLL) cap, wastewater treatment, installation of stormwater controls, installation of a perimeter road, and installation of monitoring structures for long-term environmental monitoring. This site poses a risk to a sensitive population over the age of 64 according to the EPA's Environmental Justice demographic indicators.

### Proviso

No

### Location

City: Anacortes

County: Skagit

Legislative District: 040

### Project Type

Grants

461 - Department of Ecology  
 Capital Project Request

2023-25 Biennium

\*

Version: BI Biennial 2023-25 Initial

Report Number: CBS002

Date Run: 9/12/2022 10:36AM

Project Number: 40000495

Project Title: 2023-25 Remedial Action Grant Program

**SubProjects**

SubProject Number: 40000501

SubProject Title: Whitmarsh (March Point) Cleanup

Grant Recipient Organization: Multiple Local Governments

RCW that establishes grant: Chapter 70A.305 RCW

**Application process used**

Project solicitation. (1) Biennially, Ecology will solicit project proposals from local governments to develop its budget and update the MTCA Ten-Year Financing Plan for the RAG program. (2) Legislative Action. Projects are ranked and included in Ecology's budget for legislative action. (3) Finalize application. Once the budget is passed by the Legislature, recipients are notified and required to work with Ecology to complete any additional application information and submit the information on electronic forms provided by Ecology. For multi-biennial oversight RAG projects, an application must be submitted before each biennium for which additional funds are requested. (4) Agreement development. Ecology uses the information in the application to negotiate with the applicant the final scope of work and budget for the grant and develop the agreement. Costs include maintenance and updates to the grant/loan applications in the agency's grant and loan system.

**Growth Management impacts**

Supports redevelopment of brownfield properties in urban areas.

**Funding**

Acct Code	Account Title	Expenditures			2023-25 Fiscal Period	
		Estimated Total	Prior Biennium	Current Biennium	Reapprops	New Approps
23N-1	MTC Capital Account-State	866,000				866,000
	<b>Total</b>	<b>866,000</b>	<b>0</b>	<b>0</b>	<b>0</b>	<b>866,000</b>
<b>Future Fiscal Periods</b>						
		<u>2025-27</u>	<u>2027-29</u>	<u>2029-31</u>	<u>2031-33</u>	
23N-1	MTC Capital Account-State	0	0	0	0	
	<b>Total</b>	<b>0</b>	<b>0</b>	<b>0</b>	<b>0</b>	

**Operating Impacts**

No Operating Impact

SubProject Number: 40000502

SubProject Title: Earley Business Center

461 - Department of Ecology  
 Capital Project Request

2023-25 Biennium

\*

Version: BI Biennial 2023-25 Initial

Report Number: CBS002

Date Run: 9/12/2022 10:36AM

Project Number: 40000495

Project Title: 2023-25 Remedial Action Grant Program

**SubProjects**

SubProject Number: 40000502

SubProject Title: Earley Business Center

Starting Fiscal Year: 2024

Project Class: Grant

Agency Priority: 4

**Project Summary**

Ecology manages the Remedial Action Grant (RAG) program to help local governments clean up contaminated sites in Washington. This request will fund pass-through grants for ready-to-proceed projects for the 2023-25 biennium. RAGs support cleanup at contaminated industrial sites that affect the air, land, and water resources of the state, and the continued cleanup of Puget Sound. This grant funding will protect public and environmental health, create jobs, promote economic growth through the redevelopment of contaminated properties, and leverage local match funding for this work. Related to Puget Sound Action Agenda Implementation. (Model Toxics Control Capital Account)

**Project Description**

Soil and groundwater impacts at Earley Business Center were caused by spills or releases from historical business operations, leaking USTs and associated piping, and the accumulation, placement and reworking of fill and debris. Grant funding will support the completion of a remedial investigation and feasibility study to evaluate the site and identify a preferred cleanup alternative for site cleanup. The location of this site and risk of recontamination pose a significant threat to the health and safety of neighboring communities as indicated by the Department of Health's Environmental Health Disparities Index.

**Location**

City: Tacoma

County: Pierce

Legislative District: 027

**Project Type**

Grants

Grant Recipient Organization: Multiple Local Governments

RCW that establishes grant: Chapter 70A.305 RCW

**Application process used**

Project solicitation. (1) Biennially, Ecology will solicit project proposals from local governments to develop its budget and update the MTCA Ten-Year Financing Plan for the RAG program. (2) Legislative Action. Projects are ranked and included in Ecology's budget for legislative action. (3) Finalize application. Once the budget is passed by the Legislature, recipients are notified and required to work with Ecology to complete any additional application information and submit the information on electronic forms provided by Ecology. For multi-biennial oversight RAG projects, an application must be submitted before each biennium for which additional funds are requested. (4) Agreement development. Ecology uses the information in the application to negotiate with the applicant the final scope of work and budget for the grant and develop the agreement. Costs include maintenance and updates to the grant/loan applications in the agency's grant and loan system.

**Growth Management impacts**

Supports redevelopment of brownfield properties in urban areas.

**Funding**

Acct Code	Account Title	Expenditures			2023-25 Fiscal Period	
		Estimated Total	Prior Biennium	Current Biennium	Reapprops	New Approps
23N-1	MTC Capital Account-State	2,000,000				2,000,000
<b>Total</b>		<b>2,000,000</b>	<b>0</b>	<b>0</b>	<b>0</b>	<b>2,000,000</b>

461 - Department of Ecology  
**Capital Project Request**

2023-25 Biennium

\*

Version: BI Biennial 2023-25 Initial

Report Number: CBS002

Date Run: 9/12/2022 10:36AM

Project Number: 40000495

Project Title: 2023-25 Remedial Action Grant Program

**SubProjects**

SubProject Number: 40000502

SubProject Title: Earley Business Center

	Future Fiscal Periods			
	2025-27	2027-29	2029-31	2031-33
23N-1 MTC Capital Account-State				
<b>Total</b>	<b>0</b>	<b>0</b>	<b>0</b>	<b>0</b>

Operating Impacts

No Operating Impact

SubProject Number: 40000503

SubProject Title: Design of the Lower Duwamish Waterway cleanup

Starting Fiscal Year: 2024

Project Class: Grant

Agency Priority: 4

**Project Summary**

Ecology manages the Remedial Action Grant (RAG) program to help local governments clean up contaminated sites in Washington. This request will fund pass-through grants for ready-to-proceed projects for the 2023-25 biennium. RAGs support cleanup at contaminated industrial sites that affect the air, land, and water resources of the state, and the continued cleanup of Puget Sound. This grant funding will protect public and environmental health, create jobs, promote economic growth through the redevelopment of contaminated properties, and leverage local match funding for this work. Related to Puget Sound Action Agenda Implementation. (Model Toxics Control Capital Account)

**Project Description**

The Lower Duwamish Waterway (LDW) is a Superfund site that includes approximately five miles of heavily contaminated waterway extending downstream to the southern tip of Harbor Island in Seattle. King County and its partners are currently designing the Cleanup Action for the Upper Reach of the LDW (approximately 2 miles) and will soon begin design of the Middle Reach. Funds will be used to conduct remaining pre-design sampling as well as engineering design. The Lower Reach of the waterway will be designed in subsequent biennia. The LDW is a Tribal fishery resource. Cleanup of the LDW will help protect human health, sensitive estuarine habitats, and aquatic species that depend on these habitats. The location of this site and risk of recontamination poses a significant threat to the health and safety of neighboring sensitive populations under the age of 5 and over the age of 64 as indicated by Department of Health and EPA socioeconomic and demographic indicators.

**Location**

City: Seattle

County: King

Legislative District: 034

**Project Type**

Grants



461 - Department of Ecology  
 Capital Project Request

2023-25 Biennium

\*

Version: BI Biennial 2023-25 Initial

Report Number: CBS002

Date Run: 9/12/2022 10:36AM

Project Number: 40000495

Project Title: 2023-25 Remedial Action Grant Program

**SubProjects**

SubProject Number: 40000503

SubProject Title: Design of the Lower Duwamish Waterway cleanup

Grant Recipient Organization: Multiple Local Governments

RCW that establishes grant: Chapter 70A.305 RCW

**Application process used**

Project solicitation. (1) Biennially, Ecology will solicit project proposals from local governments to develop its budget and update the MTCA Ten-Year Financing Plan for the RAG program. (2) Legislative Action. Projects are ranked and included in Ecology's budget for legislative action. (3) Finalize application. Once the budget is passed by the Legislature, recipients are notified and required to work with Ecology to complete any additional application information and submit the information on electronic forms provided by Ecology. For multi-biennial oversight RAG projects, an application must be submitted before each biennium for which additional funds are requested. (4) Agreement development. Ecology uses the information in the application to negotiate with the applicant the final scope of work and budget for the grant and develop the agreement. Costs include maintenance and updates to the grant/loan applications in the agency's grant and loan system.

**Growth Management impacts**

Supports redevelopment of brownfield properties in urban areas.

**Funding**

Acct Code	Account Title	Expenditures			2023-25 Fiscal Period	
		Estimated Total	Prior Biennium	Current Biennium	Reapprops	New Approps
23N-1	MTC Capital Account-State	3,288,000				3,288,000
	<b>Total</b>	<b>3,288,000</b>	<b>0</b>	<b>0</b>	<b>0</b>	<b>3,288,000</b>
<b>Future Fiscal Periods</b>						
		<u>2025-27</u>	<u>2027-29</u>	<u>2029-31</u>	<u>2031-33</u>	
23N-1	MTC Capital Account-State	0	0	0	0	
	<b>Total</b>	<b>0</b>	<b>0</b>	<b>0</b>	<b>0</b>	

**Operating Impacts**

No Operating Impact

SubProject Number: 40000504

SubProject Title: GP West (Chlor-Alkali Remedial Action Unit)

# 461 - Department of Ecology Capital Project Request

2023-25 Biennium

\*

Version: BI Biennial 2023-25 Initial

Report Number: CBS002

Date Run: 9/12/2022 10:36AM

Project Number: 40000495

Project Title: 2023-25 Remedial Action Grant Program

## SubProjects

SubProject Number: 40000504

SubProject Title: GP West (Chlor-Alkali Remedial Action Unit)

Starting Fiscal Year: 2024

Project Class: Grant

Agency Priority: 4

### Project Summary

Ecology manages the Remedial Action Grant (RAG) program to help local governments clean up contaminated sites in Washington. This request will fund pass-through grants for ready-to-proceed projects for the 2023-25 biennium. RAGs support cleanup at contaminated industrial sites that affect the air, land, and water resources of the state, and the continued cleanup of Puget Sound. This grant funding will protect public and environmental health, create jobs, promote economic growth through the redevelopment of contaminated properties, and leverage local match funding for this work. Related to Puget Sound Action Agenda Implementation. (Model Toxics Control Capital Account)

### Project Description

The GP West site is a former mill facility that included a Chlorine Plant and a Pulp and Tissue Mill. The Pulp and Tissue Mill Remedial Action Unit (RAU) was cleaned up in 2016. The Chlor-Alkali RAU is the second phase of cleanup at this site. The request will be used to fund engineering design (including additional investigations), permitting, Consent Decree negotiations, cleanup construction, and monitoring at the Chlor-Alkali RAU. The site is adjacent to Whatcom Waterway and part of Bellingham's waterfront redevelopment. Cleanup of the site will help to reduce potential contaminant exposure to the public and the environment. This site poses a risk to a highly impacted low income population according to EPA's Environmental Justice demographic indicators.

### Location

City: Bellingham

County: Whatcom

Legislative District: 042

### Project Type

Grants

Grant Recipient Organization: Multiple Local Governments

RCW that establishes grant: Chapter 70A.305 RCW

### Application process used

Project solicitation. (1) Biennially, Ecology will solicit project proposals from local governments to develop its budget and update the MTCA Ten-Year Financing Plan for the RAG program. (2) Legislative Action. Projects are ranked and included in Ecology's budget for legislative action. (3) Finalize application. Once the budget is passed by the Legislature, recipients are notified and required to work with Ecology to complete any additional application information and submit the information on electronic forms provided by Ecology. For multi-biennial oversight RAG projects, an application must be submitted before each biennium for which additional funds are requested. (4) Agreement development. Ecology uses the information in the application to negotiate with the applicant the final scope of work and budget for the grant and develop the agreement. Costs include maintenance and updates to the grant/loan applications in the agency's grant and loan system.

### Growth Management impacts

Supports redevelopment of brownfield properties in urban areas.

461 - Department of Ecology  
 Capital Project Request

2023-25 Biennium

\*

Version: BI Biennial 2023-25 Initial

Report Number: CBS002

Date Run: 9/12/2022 10:36AM

Project Number: 40000495

Project Title: 2023-25 Remedial Action Grant Program

**SubProjects**

SubProject Number: 40000504

SubProject Title: GP West (Chlor-Alkali Remedial Action Unit)

<u>Funding</u>		<u>Expenditures</u>			<u>2023-25 Fiscal Period</u>		
<u>Acct Code</u>	<u>Account Title</u>	<u>Estimated Total</u>	<u>Prior Biennium</u>	<u>Current Biennium</u>	<u>Reappropriations</u>	<u>New Appropriations</u>	
23N-1	MTC Capital Account-State	1,250,000				1,250,000	
	<b>Total</b>	<b>1,250,000</b>	<b>0</b>	<b>0</b>	<b>0</b>	<b>1,250,000</b>	
		<u>Future Fiscal Periods</u>					
		<u>2025-27</u>	<u>2027-29</u>	<u>2029-31</u>	<u>2031-33</u>		
23N-1	MTC Capital Account-State						
	<b>Total</b>	<b>0</b>	<b>0</b>	<b>0</b>	<b>0</b>		

Operating Impacts

No Operating Impact

SubProject Number: 40000505

SubProject Title: Central Waterfront

Starting Fiscal Year: 2024

Project Class: Grant

Agency Priority: 4

**Project Summary**

Ecology manages the Remedial Action Grant (RAG) program to help local governments clean up contaminated sites in Washington. This request will fund pass-through grants for ready-to-proceed projects for the 2023-25 biennium. RAGs support cleanup at contaminated industrial sites that affect the air, land, and water resources of the state, and the continued cleanup of Puget Sound. This grant funding will protect public and environmental health, create jobs, promote economic growth through the redevelopment of contaminated properties, and leverage local match funding for this work. Related to Puget Sound Action Agenda Implementation. (Model Toxics Control Capital Account)

**Project Description**

The Central Waterfront site has been contaminated by a variety of historic industrial activities, including a municipal landfill. This fifty-five acre upland site is adjacent to Puget Sound and is within the Bellingham Waterfront Redevelopment Opportunity Zone. A Final Cleanup Action Plan has been completed. Grant funds will be used to complete engineering design, permitting, cleanup construction, monitoring and project management. Site cleanup will protect the public and Puget Sound from the risks of contaminant exposure and their associated impacts and is an important component of the Port/City planned redevelopment and their local economy. Furthermore, this site poses a risk to a highly impacted low income population according to EPA's Environmental Justice demographic indicators.

**Location**

City: Bellingham

County: Whatcom

Legislative District: 042

461 - Department of Ecology  
 Capital Project Request

2023-25 Biennium

\*

Version: BI Biennial 2023-25 Initial

Report Number: CBS002

Date Run: 9/12/2022 10:36AM

Project Number: 40000495

Project Title: 2023-25 Remedial Action Grant Program

**SubProjects**

**Project Type**

SubProject Number: 40000505

SubProject Title: Central Waterfront

**Project Type**

Grants

Grant Recipient Organization: Multiple Local Governments

RCW that establishes grant: Chapter 70A.305 RCW

**Application process used**

Project solicitation. (1) Biennially, Ecology will solicit project proposals from local governments to develop its budget and update the MTCA Ten-Year Financing Plan for the RAG program. (2) Legislative Action. Projects are ranked and included in Ecology's budget for legislative action. (3) Finalize application. Once the budget is passed by the Legislature, recipients are notified and required to work with Ecology to complete any additional application information and submit the information on electronic forms provided by Ecology. For multi-biennial oversight RAG projects, an application must be submitted before each biennium for which additional funds are requested. (4) Agreement development. Ecology uses the information in the application to negotiate with the applicant the final scope of work and budget for the grant and develop the agreement. Costs include maintenance and updates to the grant/loan applications in the agency's grant and loan system.

**Growth Management impacts**

Supports redevelopment of brownfield properties in urban areas.

**Funding**

Acct Code	Account Title	Estimated Total	Expenditures		2023-25 Fiscal Period	
			Prior Biennium	Current Biennium	Reapprops	New Approps
23N-1	MTC Capital Account-State	2,650,000				2,650,000
	<b>Total</b>	<b>2,650,000</b>	<b>0</b>	<b>0</b>	<b>0</b>	<b>2,650,000</b>

**Future Fiscal Periods**

Acct Code	Account Title	2025-27	2027-29	2029-31	2031-33
		23N-1	MTC Capital Account-State	0	0
	<b>Total</b>	<b>0</b>	<b>0</b>	<b>0</b>	<b>0</b>

**Operating Impacts**

No Operating Impact

SubProject Number: 40000506

SubProject Title: Lower Duwamish Superfund Site Remedial Action

# 461 - Department of Ecology Capital Project Request

2023-25 Biennium

\*

Version: BI Biennial 2023-25 Initial

Report Number: CBS002

Date Run: 9/12/2022 10:36AM

Project Number: 40000495

Project Title: 2023-25 Remedial Action Grant Program

## SubProjects

SubProject Number: 40000506

SubProject Title: Lower Duwamish Superfund Site Remedial Action

Starting Fiscal Year: 2024

Project Class: Grant

Agency Priority: 4

### Project Summary

Ecology manages the Remedial Action Grant (RAG) program to help local governments clean up contaminated sites in Washington. This request will fund pass-through grants for ready-to-proceed projects for the 2023-25 biennium. RAGs support cleanup at contaminated industrial sites that affect the air, land, and water resources of the state, and the continued cleanup of Puget Sound. This grant funding will protect public and environmental health, create jobs, promote economic growth through the redevelopment of contaminated properties, and leverage local match funding for this work. Related to Puget Sound Action Agenda Implementation. (Model Toxics Control Capital Account)

### Project Description

The Lower Duwamish Waterway (LDW) is a Superfund Site that includes approximately five miles of waterway extending downstream to the southern tip of Harbor Island in Seattle. The LDW has become contaminated as a result of decades of heavy industrial activity in and around the waterway. The U.S. Environmental Protection Agency (EPA) is responsible for cleaning up the sediments in the waterway while Ecology is responsible for controlling the upland sources of contamination. Seattle City Light will use the funds to conduct source control and source control evaluation activities to ensure sources of contamination to the LDW are sufficiently controlled. Seattle City Light and its partners in the Lower Duwamish Waterway Group are currently working on the design of the Upper Reach (a 2 mile segment of the waterway). The design is anticipated to be completed in 2024. The LDW is a tribal fishery resource. Cleaning up the LDW will help protect public health, sensitive estuarine habitats, and aquatic species that depend on these habitats. The location of this site and risk of recontamination pose a significant threat to the health and safety of neighboring communities as indicated by the Department of Health's Environmental Health Disparities Index. This site poses a risk to sensitive populations under the age of 5 and over the age of 64 according to EPA's Environmental Justice demographic indicators.

### Location

City: Seattle

County: King

Legislative District: 034

### Project Type

Grants

461 - Department of Ecology  
 Capital Project Request

2023-25 Biennium

\*

Version: BI Biennial 2023-25 Initial

Report Number: CBS002

Date Run: 9/12/2022 10:36AM

Project Number: 40000495

Project Title: 2023-25 Remedial Action Grant Program

**SubProjects**

SubProject Number: 40000506

SubProject Title: Lower Duwamish Superfund Site Remedial Action

Grant Recipient Organization: Multiple Local Governments

RCW that establishes grant: Chapter 70A.305 RCW

**Application process used**

Project solicitation. (1) Biennially, Ecology will solicit project proposals from local governments to develop its budget and update the MTCA Ten-Year Financing Plan for the RAG program. (2) Legislative Action. Projects are ranked and included in Ecology's budget for legislative action. (3) Finalize application. Once the budget is passed by the Legislature, recipients are notified and required to work with Ecology to complete any additional application information and submit the information on electronic forms provided by Ecology. For multi-biennial oversight RAG projects, an application must be submitted before each biennium for which additional funds are requested. (4) Agreement development. Ecology uses the information in the application to negotiate with the applicant the final scope of work and budget for the grant and develop the agreement. Costs include maintenance and updates to the grant/loan applications in the agency's grant and loan system.

**Growth Management impacts**

Supports redevelopment of brownfield properties in urban areas.

<u>Funding</u>		<u>Expenditures</u>			<u>2023-25 Fiscal Period</u>	
<u>Acct Code</u>	<u>Account Title</u>	<u>Estimated Total</u>	<u>Prior Biennium</u>	<u>Current Biennium</u>	<u>Reapprops</u>	<u>New Approps</u>
23N-1	MTC Capital Account-State	2,422,000				2,422,000
	<b>Total</b>	<b>2,422,000</b>	<b>0</b>	<b>0</b>	<b>0</b>	<b>2,422,000</b>
<b>Future Fiscal Periods</b>						
		<u>2025-27</u>	<u>2027-29</u>	<u>2029-31</u>	<u>2031-33</u>	
23N-1	MTC Capital Account-State	0	0	0	0	
	<b>Total</b>	<b>0</b>	<b>0</b>	<b>0</b>	<b>0</b>	

**Operating Impacts**

No Operating Impact

SubProject Number: 40000507

SubProject Title: Lower Duwamish Superfund Site Remedial Action

# 461 - Department of Ecology Capital Project Request

2023-25 Biennium

\*

Version: BI Biennial 2023-25 Initial

Report Number: CBS002

Date Run: 9/12/2022 10:36AM

Project Number: 40000495

Project Title: 2023-25 Remedial Action Grant Program

## SubProjects

SubProject Number: 40000507

SubProject Title: Lower Duwamish Superfund Site Remedial Action

Starting Fiscal Year: 2024

Project Class: Grant

Agency Priority: 4

### Project Summary

Ecology manages the Remedial Action Grant (RAG) program to help local governments clean up contaminated sites in Washington. This request will fund pass-through grants for ready-to-proceed projects for the 2023-25 biennium. RAGs support cleanup at contaminated industrial sites that affect the air, land, and water resources of the state, and the continued cleanup of Puget Sound. This grant funding will protect public and environmental health, create jobs, promote economic growth through the redevelopment of contaminated properties, and leverage local match funding for this work. Related to Puget Sound Action Agenda Implementation. (Model Toxics Control Capital Account)

### Project Description

The study area for the Lower Duwamish Waterway (LDW) Superfund Site in Seattle, Washington is 441 acres. This heavily contaminated waterway extends five miles upstream from the southern tip of Harbor Island and is flanked by lands with a long history of industrial use. The requested funds will be used to conduct remedial action at the LDW site as outlined in the EPA Selected Remedy; including site-wide design, construction, monitoring, and implementation of institutional controls. The LDW serves as a fisher resource for Tribal communities. The location of this site and risk of recontamination pose a significant threat to the health and safety of neighboring communities as indicated by the Department of Health's Environmental Health Disparities Index and poses a risk to a nearby low income population according to EPA demographic indicators.

### Location

City: Seattle

County: King

Legislative District: 034

### Project Type

Grants

Grant Recipient Organization: Multiple Local Governments

RCW that establishes grant: Chapter 70A.305 RCW

### Application process used

Project solicitation. (1) Biennially, Ecology will solicit project proposals from local governments to develop its budget and update the MTCA Ten-Year Financing Plan for the RAG program. (2) Legislative Action. Projects are ranked and included in Ecology's budget for legislative action. (3) Finalize application. Once the budget is passed by the Legislature, recipients are notified and required to work with Ecology to complete any additional application information and submit the information on electronic forms provided by Ecology. For multi-biennial oversight RAG projects, an application must be submitted before each biennium for which additional funds are requested. (4) Agreement development. Ecology uses the information in the application to negotiate with the applicant the final scope of work and budget for the grant and develop the agreement. Costs include maintenance and updates to the grant/loan applications in the agency's grant and loan system.

### Growth Management impacts

Supports redevelopment of brownfield properties in urban areas.

461 - Department of Ecology  
 Capital Project Request

2023-25 Biennium

\*

Version: BI Biennial 2023-25 Initial

Report Number: CBS002

Date Run: 9/12/2022 10:36AM

Project Number: 40000495

Project Title: 2023-25 Remedial Action Grant Program

**SubProjects**

SubProject Number: 40000507

SubProject Title: Lower Duwamish Superfund Site Remedial Action

<u>Funding</u>		<u>Expenditures</u>			<u>2023-25 Fiscal Period</u>		
<u>Acct Code</u>	<u>Account Title</u>	<u>Estimated Total</u>	<u>Prior Biennium</u>	<u>Current Biennium</u>	<u>Reappropriations</u>	<u>New Approps</u>	
23N-1	MTC Capital Account-State	5,069,000				5,069,000	
	<b>Total</b>	<b>5,069,000</b>	<b>0</b>	<b>0</b>	<b>0</b>	<b>5,069,000</b>	
		<u>Future Fiscal Periods</u>					
		<u>2025-27</u>	<u>2027-29</u>	<u>2029-31</u>	<u>2031-33</u>		
23N-1	MTC Capital Account-State						
	<b>Total</b>	<b>0</b>	<b>0</b>	<b>0</b>	<b>0</b>		

Operating Impacts

No Operating Impact

SubProject Number: 40000508

SubProject Title: Kimberly Clark Worldwide

Starting Fiscal Year: 2024

Project Class: Grant

Agency Priority: 4

**Project Summary**

Ecology manages the Remedial Action Grant (RAG) program to help local governments clean up contaminated sites in Washington. This request will fund pass-through grants for ready-to-proceed projects for the 2023-25 biennium. RAGs support cleanup at contaminated industrial sites that affect the air, land, and water resources of the state, and the continued cleanup of Puget Sound. This grant funding will protect public and environmental health, create jobs, promote economic growth through the redevelopment of contaminated properties, and leverage local match funding for this work. Related to Puget Sound Action Agenda Implementation. (Model Toxics Control Capital Account)

**Project Description**

The Kimberly-Clark (K-C) Worldwide, Inc. site is located in Everett, Washington, adjacent to East Waterway; the K-C site is approximately 56 acres of uplands and 12 acres of tidelands. The work to be performed is described in Exhibit J of the Agreed Order and includes: construction of a low-permeability cap, stormwater system, and other activities needed to contain contaminated soils, and to finalize and implement the Remedial Investigation, Feasibility Study and Draft Cleanup Action Plan.

**Location**

City: Everett

County: Snohomish

Legislative District: 038

**Project Type**

Grants



461 - Department of Ecology  
 Capital Project Request

2023-25 Biennium

\*

Version: BI Biennial 2023-25 Initial

Report Number: CBS002

Date Run: 9/12/2022 10:36AM

Project Number: 40000495

Project Title: 2023-25 Remedial Action Grant Program

**SubProjects**

SubProject Number: 40000508

SubProject Title: Kimberly Clark Worldwide

Grant Recipient Organization: Multiple Local Governments

RCW that establishes grant: Chapter 70A.305 RCW

**Application process used**

Project solicitation. (1) Biennially, Ecology will solicit project proposals from local governments to develop its budget and update the MTCA Ten-Year Financing Plan for the RAG program. (2) Legislative Action. Projects are ranked and included in Ecology's budget for legislative action. (3) Finalize application. Once the budget is passed by the Legislature, recipients are notified and required to work with Ecology to complete any additional application information and submit the information on electronic forms provided by Ecology. For multi-biennial oversight RAG projects, an application must be submitted before each biennium for which additional funds are requested. (4) Agreement development. Ecology uses the information in the application to negotiate with the applicant the final scope of work and budget for the grant and develop the agreement. Costs include maintenance and updates to the grant/loan applications in the agency's grant and loan system.

**Growth Management impacts**

Supports redevelopment of brownfield properties in urban areas.

<u>Funding</u>		<u>Expenditures</u>			<u>2023-25 Fiscal Period</u>	
<u>Acct Code</u>	<u>Account Title</u>	<u>Estimated Total</u>	<u>Prior Biennium</u>	<u>Current Biennium</u>	<u>Reapprops</u>	<u>New Approps</u>
23N-1	MTC Capital Account-State	1,775,000				1,775,000
	<b>Total</b>	<b>1,775,000</b>	<b>0</b>	<b>0</b>	<b>0</b>	<b>1,775,000</b>
<b>Future Fiscal Periods</b>						
		<u>2025-27</u>	<u>2027-29</u>	<u>2029-31</u>	<u>2031-33</u>	
23N-1	MTC Capital Account-State	0	0	0	0	
	<b>Total</b>	<b>0</b>	<b>0</b>	<b>0</b>	<b>0</b>	

**Operating Impacts**

No Operating Impact

SubProject Number: 40000509

SubProject Title: Budd Inlet Sediment Site

# 461 - Department of Ecology Capital Project Request

2023-25 Biennium

\*

Version: BI Biennial 2023-25 Initial

Report Number: CBS002

Date Run: 9/12/2022 10:36AM

Project Number: 40000495

Project Title: 2023-25 Remedial Action Grant Program

## SubProjects

SubProject Number: 40000509

SubProject Title: Budd Inlet Sediment Site

Starting Fiscal Year: 2024

Project Class: Grant

Agency Priority: 4

### Project Summary

Ecology manages the Remedial Action Grant (RAG) program to help local governments clean up contaminated sites in Washington. This request will fund pass-through grants for ready-to-proceed projects for the 2023-25 biennium. RAGs support cleanup at contaminated industrial sites that affect the air, land, and water resources of the state, and the continued cleanup of Puget Sound. This grant funding will protect public and environmental health, create jobs, promote economic growth through the redevelopment of contaminated properties, and leverage local match funding for this work. Related to Puget Sound Action Agenda Implementation. (Model Toxics Control Capital Account)

### Project Description

Budd Inlet is critical to the Port of Olympia's marine operations. The Study Area was defined by Ecology to facilitate focused investigation and implementation of interim remedial actions (First Amendment to Agreed Order No. 6083). Navigation channel maintenance is required for both West and East Bay. Both the sediments associated with the East Bay navigation channel and marina have contamination levels exceeding MTCA cleanup levels and require dredging. The funds requested will be used to perform dredging, containment, and upland source control to remove contamination, restore navigation, and protect sediments from recontamination. This site's location poses a risk to a nearby highly impacted low-income population and a sensitive population over the age of 64.

### Location

City: Lacey

County: Thurston

Legislative District: 022

### Project Type

Grants

Grant Recipient Organization: Multiple Local Governments

RCW that establishes grant: Chapter 70A.305 RCW

### Application process used

Project solicitation. (1) Biennially, Ecology will solicit project proposals from local governments to develop its budget and update the MTCA Ten-Year Financing Plan for the RAG program. (2) Legislative Action. Projects are ranked and included in Ecology's budget for legislative action. (3) Finalize application. Once the budget is passed by the Legislature, recipients are notified and required to work with Ecology to complete any additional application information and submit the information on electronic forms provided by Ecology. For multi-biennial oversight RAG projects, an application must be submitted before each biennium for which additional funds are requested. (4) Agreement development. Ecology uses the information in the application to negotiate with the applicant the final scope of work and budget for the grant and develop the agreement. Costs include maintenance and updates to the grant/loan applications in the agency's grant and loan system.

### Growth Management impacts

Supports redevelopment of brownfield properties in urban areas.

461 - Department of Ecology  
 Capital Project Request

2023-25 Biennium

\*

Version: BI Biennial 2023-25 Initial

Report Number: CBS002

Date Run: 9/12/2022 10:36AM

Project Number: 40000495

Project Title: 2023-25 Remedial Action Grant Program

**SubProjects**

SubProject Number: 40000509

SubProject Title: Budd Inlet Sediment Site

<u>Funding</u>		<u>Expenditures</u>			<u>2023-25 Fiscal Period</u>	
<u>Acct Code</u>	<u>Account Title</u>	<u>Estimated Total</u>	<u>Prior Biennium</u>	<u>Current Biennium</u>	<u>Reappropriations</u>	<u>New Appropriations</u>
23N-1	MTC Capital Account-State	6,250,000				6,250,000
	<b>Total</b>	<b>6,250,000</b>	<b>0</b>	<b>0</b>	<b>0</b>	<b>6,250,000</b>

		<u>Future Fiscal Periods</u>			
		<u>2025-27</u>	<u>2027-29</u>	<u>2029-31</u>	<u>2031-33</u>
23N-1	MTC Capital Account-State				
	<b>Total</b>	<b>0</b>	<b>0</b>	<b>0</b>	<b>0</b>

Operating Impacts

No Operating Impact

SubProject Number: 40000510

SubProject Title: Sea K Fish

# 461 - Department of Ecology Capital Project Request

2023-25 Biennium

\*

Version: BI Biennial 2023-25 Initial

Report Number: CBS002

Date Run: 9/12/2022 10:36AM

Project Number: 40000495

Project Title: 2023-25 Remedial Action Grant Program

## SubProjects

SubProject Number: 40000510

SubProject Title: Sea K Fish

Starting Fiscal Year: 2024

Project Class: Grant

Agency Priority: 4

### Project Summary

Ecology manages the Remedial Action Grant (RAG) program to help local governments clean up contaminated sites in Washington. This request will fund pass-through grants for ready-to-proceed projects for the 2023-25 biennium. RAGs support cleanup at contaminated industrial sites that affect the air, land, and water resources of the state, and the continued cleanup of Puget Sound. This grant funding will protect public and environmental health, create jobs, promote economic growth through the redevelopment of contaminated properties, and leverage local match funding for this work. Related to Puget Sound Action Agenda Implementation. (Model Toxics Control Capital Account)

### Project Description

The Sea K Fish site (Site) is located in Blaine in the western portion of the Blaine Harbor industrial area. Site investigations have documented the release of petroleum products in groundwater and soil in and around the Site. Most contamination at the Site appears to be the result of hydraulic presses used for fish processing, and leaking underground petroleum storage tanks. The project will investigate the nature and extent of contamination, perform an interim action if necessary, and use a Remedial Investigation/Feasibility Study to develop a Cleanup Action Plan that will implement Ecology's selected cleanup action. Work completed will be consistent with the requirements of the Agreed Order between Ecology and Port of Bellingham. Cleanup of the Site will help reduce potential migration of contaminants and the risk of exposure to the public and aquatic species in Drayton Harbor and northern Puget Sound. This site's location poses a risk to a nearby sensitive population over the age of 64.

### Location

City: Blaine

County: Whatcom

Legislative District: 042

### Project Type

Grants

Grant Recipient Organization: Multiple Local Governments

RCW that establishes grant: Chapter 70A.305 RCW

### Application process used

Project solicitation. (1) Biennially, Ecology will solicit project proposals from local governments to develop its budget and update the MTCA Ten-Year Financing Plan for the RAG program. (2) Legislative Action. Projects are ranked and included in Ecology's budget for legislative action. (3) Finalize application. Once the budget is passed by the Legislature, recipients are notified and required to work with Ecology to complete any additional application information and submit the information on electronic forms provided by Ecology. For multi-biennial oversight RAG projects, an application must be submitted before each biennium for which additional funds are requested. (4) Agreement development. Ecology uses the information in the application to negotiate with the applicant the final scope of work and budget for the grant and develop the agreement. Costs include maintenance and updates to the grant/loan applications in the agency's grant and loan system.

### Growth Management impacts

Supports redevelopment of brownfield properties in urban areas.

461 - Department of Ecology  
 Capital Project Request

2023-25 Biennium

\*

Version: BI Biennial 2023-25 Initial

Report Number: CBS002

Date Run: 9/12/2022 10:36AM

Project Number: 40000495

Project Title: 2023-25 Remedial Action Grant Program

**SubProjects**

SubProject Number: 40000510

SubProject Title: Sea K Fish

**Funding**

Acct Code	Account Title	Expenditures			2023-25 Fiscal Period	
		Estimated Total	Prior Biennium	Current Biennium	Reappropriations	New Appropriations
23N-1	MTC Capital Account-State	770,000				770,000
	<b>Total</b>	<b>770,000</b>	<b>0</b>	<b>0</b>	<b>0</b>	<b>770,000</b>

**Future Fiscal Periods**

	2025-27	2027-29	2029-31	2031-33
23N-1 MTC Capital Account-State				
<b>Total</b>	<b>0</b>	<b>0</b>	<b>0</b>	<b>0</b>

**Operating Impacts**

No Operating Impact

SubProject Number: 40000511

SubProject Title: North Boeing Field /Georgetown Steam Plant RI/FS

461 - Department of Ecology  
Capital Project Request

2023-25 Biennium

\*

Version: BI Biennial 2023-25 Initial

Report Number: CBS002

Date Run: 9/12/2022 10:36AM

Project Number: 40000495

Project Title: 2023-25 Remedial Action Grant Program

**SubProjects**

SubProject Number: 40000511

SubProject Title: North Boeing Field /Georgetown Steam Plant RI/FS

Starting Fiscal Year: 2024

Project Class: Grant

Agency Priority: 4

**Project Summary**

Ecology manages the Remedial Action Grant (RAG) program to help local governments clean up contaminated sites in Washington. This request will fund pass-through grants for ready-to-proceed projects for the 2023-25 biennium. RAGs support cleanup at contaminated industrial sites that affect the air, land, and water resources of the state, and the continued cleanup of Puget Sound. This grant funding will protect public and environmental health, create jobs, promote economic growth through the redevelopment of contaminated properties, and leverage local match funding for this work. Related to Puget Sound Action Agenda Implementation. (Model Toxics Control Capital Account)

**Project Description**

The Georgetown Steam Plant was built in the early 1900s along the Duwamish River to provide power during periods of high electricity use. The City of Seattle acquired the plant in 1951 and operated the plant on stand-by until it was fully decommissioned in 1977. Environmental investigations and cleanups at the Georgetown Steam Plant (GTSP) revealed releases of hazardous materials in nearby soil and stormwater. A condenser pit beneath the powerhouse was formerly connected to an underground concrete tunnel that discharged into a flume, which in turn discharged to the Lower Duwamish Waterway. The flume was removed in 2009 under EPA oversight. Currently, the site is under an Agreed Order to complete a Remedial Investigation/Feasibility Study and any necessary Interim Actions. The work is being led by Boeing, the City of Seattle, Seattle City Light and King County; with oversight by the Department of Ecology. The location of this site and risk of recontamination pose a significant threat to the health and safety of neighboring communities as indicated by the Department of Health's Environmental Health Disparities Index.

**Location**

City: Seattle

County: King

Legislative District: 011

**Project Type**

Grants

461 - Department of Ecology  
 Capital Project Request

2023-25 Biennium

\*

Version: BI Biennial 2023-25 Initial

Report Number: CBS002

Date Run: 9/12/2022 10:36AM

Project Number: 40000495

Project Title: 2023-25 Remedial Action Grant Program

**SubProjects**

SubProject Number: 40000511

SubProject Title: North Boeing Field /Georgetown Steam Plant RI/FS

Grant Recipient Organization: Multiple Local Governments

RCW that establishes grant: Chapter 70A.305 RCW

**Application process used**

Project solicitation. (1) Biennially, Ecology will solicit project proposals from local governments to develop its budget and update the MTCA Ten-Year Financing Plan for the RAG program. (2) Legislative Action. Projects are ranked and included in Ecology's budget for legislative action. (3) Finalize application. Once the budget is passed by the Legislature, recipients are notified and required to work with Ecology to complete any additional application information and submit the information on electronic forms provided by Ecology. For multi-biennial oversight RAG projects, an application must be submitted before each biennium for which additional funds are requested. (4) Agreement development. Ecology uses the information in the application to negotiate with the applicant the final scope of work and budget for the grant and develop the agreement. Costs include maintenance and updates to the grant/loan applications in the agency's grant and loan system.

**Growth Management impacts**

Supports redevelopment of brownfield properties in urban areas.

**Funding**

Acct Code	Account Title	Expenditures			2023-25 Fiscal Period	
		Estimated Total	Prior Biennium	Current Biennium	Reapprops	New Approps
23N-1	MTC Capital Account-State	248,000				248,000
	<b>Total</b>	<b>248,000</b>	<b>0</b>	<b>0</b>	<b>0</b>	<b>248,000</b>
<b>Future Fiscal Periods</b>						
		<u>2025-27</u>	<u>2027-29</u>	<u>2029-31</u>	<u>2031-33</u>	
23N-1	MTC Capital Account-State	0	0	0	0	
	<b>Total</b>	<b>0</b>	<b>0</b>	<b>0</b>	<b>0</b>	

**Operating Impacts**

No Operating Impact

SubProject Number: 40000512

SubProject Title: Blaine Marina Tank Farm

# 461 - Department of Ecology Capital Project Request

2023-25 Biennium

\*

Version: BI Biennial 2023-25 Initial

Report Number: CBS002

Date Run: 9/12/2022 10:36AM

Project Number: 40000495

Project Title: 2023-25 Remedial Action Grant Program

## SubProjects

SubProject Number: 40000512

SubProject Title: Blaine Marina Tank Farm

Starting Fiscal Year: 2024

Project Class: Grant

Agency Priority: 4

### Project Summary

Ecology manages the Remedial Action Grant (RAG) program to help local governments clean up contaminated sites in Washington. This request will fund pass-through grants for ready-to-proceed projects for the 2023-25 biennium. RAGs support cleanup at contaminated industrial sites that affect the air, land, and water resources of the state, and the continued cleanup of Puget Sound. This grant funding will protect public and environmental health, create jobs, promote economic growth through the redevelopment of contaminated properties, and leverage local match funding for this work. Related to Puget Sound Action Agenda Implementation. (Model Toxics Control Capital Account)

### Project Description

Blaine Marina, Inc. is located in the western portion of the Blaine Harbor Industrial area. The Port of Bellingham leased the property for use as petroleum storage and marine-related fueling activity for over 60 years. The fueling facility once supported commercial fishing as well as recreational boating activities. Petroleum products, metals, volatile organic compounds, and naphthalene has been found in groundwater and soil. Funding is requested to complete the remedial cleanup of the Blaine Marina Tank Farm site, including the continuation of the Cleanup Action per a Consent Decree filed in July 2018 and the Ecology-developed Cleanup Action Plan. This site's location poses a risk to a nearby sensitive population over the age of 64.

### Location

City: Blaine

County: Whatcom

Legislative District: 042

### Project Type

Grants

Grant Recipient Organization: Multiple Local Governments

RCW that establishes grant: Chapter 70A.305 RCW

### Application process used

Project solicitation. (1) Biennially, Ecology will solicit project proposals from local governments to develop its budget and update the MTCA Ten-Year Financing Plan for the RAG program. (2) Legislative Action. Projects are ranked and included in Ecology's budget for legislative action. (3) Finalize application. Once the budget is passed by the Legislature, recipients are notified and required to work with Ecology to complete any additional application information and submit the information on electronic forms provided by Ecology. For multi-biennial oversight RAG projects, an application must be submitted before each biennium for which additional funds are requested. (4) Agreement development. Ecology uses the information in the application to negotiate with the applicant the final scope of work and budget for the grant and develop the agreement. Costs include maintenance and updates to the grant/loan applications in the agency's grant and loan system.

### Growth Management impacts

Supports redevelopment of brownfield properties in urban areas.



461 - Department of Ecology  
 Capital Project Request

2023-25 Biennium

\*

Version: BI Biennial 2023-25 Initial

Report Number: CBS002

Date Run: 9/12/2022 10:36AM

Project Number: 40000495

Project Title: 2023-25 Remedial Action Grant Program

**SubProjects**

SubProject Number: 40000512

SubProject Title: Blaine Marina Tank Farm

<u>Funding</u>		<u>Expenditures</u>			<u>2023-25 Fiscal Period</u>	
<u>Acct Code</u>	<u>Account Title</u>	<u>Estimated Total</u>	<u>Prior Biennium</u>	<u>Current Biennium</u>	<u>Reappropriations</u>	<u>New Appropriations</u>
23N-1	MTC Capital Account-State	300,000				300,000
	<b>Total</b>	<b>300,000</b>	<b>0</b>	<b>0</b>	<b>0</b>	<b>300,000</b>

		<u>Future Fiscal Periods</u>			
		<u>2025-27</u>	<u>2027-29</u>	<u>2029-31</u>	<u>2031-33</u>
23N-1	MTC Capital Account-State				
	<b>Total</b>	<b>0</b>	<b>0</b>	<b>0</b>	<b>0</b>

Operating Impacts

No Operating Impact

SubProject Number: 40000513

SubProject Title: Whatcom Waterway

# 461 - Department of Ecology Capital Project Request

2023-25 Biennium

\*

Version: BI Biennial 2023-25 Initial

Report Number: CBS002

Date Run: 9/12/2022 10:36AM

Project Number: 40000495

Project Title: 2023-25 Remedial Action Grant Program

## SubProjects

SubProject Number: 40000513

SubProject Title: Whatcom Waterway

Starting Fiscal Year: 2024

Project Class: Grant

Agency Priority: 4

### Project Summary

Ecology manages the Remedial Action Grant (RAG) program to help local governments clean up contaminated sites in Washington. This request will fund pass-through grants for ready-to-proceed projects for the 2023-25 biennium. RAGs support cleanup at contaminated industrial sites that affect the air, land, and water resources of the state, and the continued cleanup of Puget Sound. This grant funding will protect public and environmental health, create jobs, promote economic growth through the redevelopment of contaminated properties, and leverage local match funding for this work. Related to Puget Sound Action Agenda Implementation. (Model Toxics Control Capital Account)

### Project Description

The Whatcom Waterway site is located on the Bellingham waterfront. It consists of about 200 acres of contaminated in-water property, resulting from untreated industrial discharges to Bellingham Bay in the 1960s and 70s. A Consent Decree between Ecology and the Port of Bellingham (Port; recipient), the City of Bellingham, the Department of Natural Resources, and Meridian-Pacific Highway L.L.C., requires design and construction of Ecology's selected Cleanup Action for the site. Due to the large scale of the site and associated costs, cleanup activities are sequenced. Cleanup construction for a portion of the site was completed in 2016 and cleanup design for remaining areas is underway. Grant funds will support cleanup construction for another portion of the site. Cleanup of the site will help protect public health and aquatic species in Bellingham Bay, including endangered salmon species. Cleanup of the site is a key component of the Port's Marine Trades Area Cleanup and Redevelopment Project. The completed cleanup will provide about 12 to 14 acres of new upland property and a similar quantity of new navigable marine water within a former industrial treatment basin to be opened to Bellingham Bay as part of the cleanup. These new areas provide opportunities for marine trades uses and public access, and provide new habitat for aquatic species in Bellingham Bay. Cleanup of the site will allow unencumbered use of the Whatcom Waterway federal navigation channel for commerce. The site poses a risk to a highly impacted low-income population according to EPA's Environmental Justice demographic indicators.

### Location

City: Bellingham

County: Whatcom

Legislative District: 042

### Project Type

Grants

461 - Department of Ecology  
 Capital Project Request

2023-25 Biennium

\*

Version: BI Biennial 2023-25 Initial

Report Number: CBS002

Date Run: 9/12/2022 10:36AM

Project Number: 40000495

Project Title: 2023-25 Remedial Action Grant Program

**SubProjects**

SubProject Number: 40000513

SubProject Title: Whatcom Waterway

Grant Recipient Organization: Multiple Local Governments

RCW that establishes grant: Chapter 70A.305 RCW

**Application process used**

Project solicitation. (1) Biennially, Ecology will solicit project proposals from local governments to develop its budget and update the MTCA Ten-Year Financing Plan for the RAG program. (2) Legislative Action. Projects are ranked and included in Ecology's budget for legislative action. (3) Finalize application. Once the budget is passed by the Legislature, recipients are notified and required to work with Ecology to complete any additional application information and submit the information on electronic forms provided by Ecology. For multi-biennial oversight RAG projects, an application must be submitted before each biennium for which additional funds are requested. (4) Agreement development. Ecology uses the information in the application to negotiate with the applicant the final scope of work and budget for the grant and develop the agreement. Costs include maintenance and updates to the grant/loan applications in the agency's grant and loan system.

**Growth Management impacts**

Supports redevelopment of brownfield properties in urban areas.

**Funding**

Acct Code	Account Title	Estimated Total	Expenditures		2023-25 Fiscal Period	
			Prior Biennium	Current Biennium	Reapprops	New Approps
23N-1	MTC Capital Account-State	17,700,000				17,700,000
	<b>Total</b>	<b>17,700,000</b>	<b>0</b>	<b>0</b>	<b>0</b>	<b>17,700,000</b>
<b>Future Fiscal Periods</b>						
		<u>2025-27</u>	<u>2027-29</u>	<u>2029-31</u>	<u>2031-33</u>	
23N-1	MTC Capital Account-State	0	0	0	0	
	<b>Total</b>	<b>0</b>	<b>0</b>	<b>0</b>	<b>0</b>	

**Operating Impacts**

No Operating Impact

SubProject Number: 40000514

SubProject Title: Westman Marine

# 461 - Department of Ecology Capital Project Request

2023-25 Biennium

\*

Version: BI Biennial 2023-25 Initial

Report Number: CBS002

Date Run: 9/12/2022 10:36AM

Project Number: 40000495

Project Title: 2023-25 Remedial Action Grant Program

## SubProjects

SubProject Number: 40000514

SubProject Title: Westman Marine

Starting Fiscal Year: 2024

Project Class: Grant

Agency Priority: 4

### Project Summary

Ecology manages the Remedial Action Grant (RAG) program to help local governments clean up contaminated sites in Washington. This request will fund pass-through grants for ready-to-proceed projects for the 2023-25 biennium. RAGs support cleanup at contaminated industrial sites that affect the air, land, and water resources of the state, and the continued cleanup of Puget Sound. This grant funding will protect public and environmental health, create jobs, promote economic growth through the redevelopment of contaminated properties, and leverage local match funding for this work. Related to Puget Sound Action Agenda Implementation. (Model Toxics Control Capital Account)

### Project Description

The Westman Marine cleanup site consists of a near-shore upland area impacted by vessel maintenance and repair operations and a larger in-water sediment area affected by these activities. Remedial Action is required to clean up the Westman Marine, Inc. site in Blaine, WA in accordance with an Agreed Order. The work will include the completion of a Remedial Investigation and Feasibility Study, Interim Remedial Actions, development of a Cleanup Action Plan and Agreed Order Amendment, engineering design and permitting, and the development of Consent Decree for cleanup construction, and long-term monitoring. This site's location poses a risk to a nearby sensitive population over the age of 64.

### Location

City: Blaine

County: Whatcom

Legislative District: 042

### Project Type

Grants

Grant Recipient Organization: Multiple Local Governments

RCW that establishes grant: Chapter 70A.305 RCW

### Application process used

Project solicitation. (1) Biennially, Ecology will solicit project proposals from local governments to develop its budget and update the MTCA Ten-Year Financing Plan for the RAG program. (2) Legislative Action. Projects are ranked and included in Ecology's budget for legislative action. (3) Finalize application. Once the budget is passed by the Legislature, recipients are notified and required to work with Ecology to complete any additional application information and submit the information on electronic forms provided by Ecology. For multi-biennial oversight RAG projects, an application must be submitted before each biennium for which additional funds are requested. (4) Agreement development. Ecology uses the information in the application to negotiate with the applicant the final scope of work and budget for the grant and develop the agreement. Costs include maintenance and updates to the grant/loan applications in the agency's grant and loan system.

### Growth Management impacts

Supports redevelopment of brownfield properties in urban areas.

461 - Department of Ecology  
 Capital Project Request

2023-25 Biennium

\*

Version: BI Biennial 2023-25 Initial

Report Number: CBS002

Date Run: 9/12/2022 10:36AM

Project Number: 40000495

Project Title: 2023-25 Remedial Action Grant Program

**SubProjects**

SubProject Number: 40000514

SubProject Title: Westman Marine

<u>Funding</u>		<u>Expenditures</u>			<u>2023-25 Fiscal Period</u>		
<u>Acct Code</u>	<u>Account Title</u>	<u>Estimated Total</u>	<u>Prior Biennium</u>	<u>Current Biennium</u>	<u>Reappropriations</u>	<u>New Appropr</u>	
23N-1	MTC Capital Account-State	1,100,000				1,100,000	
	<b>Total</b>	<b>1,100,000</b>	<b>0</b>	<b>0</b>	<b>0</b>	<b>1,100,000</b>	
		<u>Future Fiscal Periods</u>					
		<u>2025-27</u>	<u>2027-29</u>	<u>2029-31</u>	<u>2031-33</u>		
23N-1	MTC Capital Account-State						
	<b>Total</b>	<b>0</b>	<b>0</b>	<b>0</b>	<b>0</b>		

Operating Impacts

No Operating Impact

SubProject Number: 40000515

SubProject Title: Park Laundry Site

Starting Fiscal Year: 2024

Project Class: Grant

Agency Priority: 4

**Project Summary**

Ecology manages the Remedial Action Grant (RAG) program to help local governments clean up contaminated sites in Washington. This request will fund pass-through grants for ready-to-proceed projects for the 2023-25 biennium. RAGs support cleanup at contaminated industrial sites that affect the air, land, and water resources of the state, and the continued cleanup of Puget Sound. This grant funding will protect public and environmental health, create jobs, promote economic growth through the redevelopment of contaminated properties, and leverage local match funding for this work. Related to Puget Sound Action Agenda Implementation. (Model Toxics Control Capital Account)

**Project Description**

The City of Ridgefield is in negotiations to acquire the Park Laundry site. Soil and groundwater on-site, and groundwater off-site were contaminated with tetrachloroethylene due to a release of dry-cleaning chemicals. Upon acquiring the site, the City will enter a Consent Decree with Ecology and will use requested funds to support the implementation of the preferred Cleanup Action, conduct one year of post-construction monitoring, grant and project administration, and redevelopment of the site.

**Location**

City: Ridgefield

County: Clark

Legislative District: 018

**Project Type**

Grants

461 - Department of Ecology  
 Capital Project Request

2023-25 Biennium

\*

Version: BI Biennial 2023-25 Initial

Report Number: CBS002

Date Run: 9/12/2022 10:36AM

Project Number: 40000495

Project Title: 2023-25 Remedial Action Grant Program

**SubProjects**

SubProject Number: 40000515

SubProject Title: Park Laundry Site

Grant Recipient Organization: Multiple Local Governments

RCW that establishes grant: Chapter 70A.305 RCW

**Application process used**

Project solicitation. (1) Biennially, Ecology will solicit project proposals from local governments to develop its budget and update the MTCA Ten-Year Financing Plan for the RAG program. (2) Legislative Action. Projects are ranked and included in Ecology's budget for legislative action. (3) Finalize application. Once the budget is passed by the Legislature, recipients are notified and required to work with Ecology to complete any additional application information and submit the information on electronic forms provided by Ecology. For multi-biennial oversight RAG projects, an application must be submitted before each biennium for which additional funds are requested. (4) Agreement development. Ecology uses the information in the application to negotiate with the applicant the final scope of work and budget for the grant and develop the agreement. Costs include maintenance and updates to the grant/loan applications in the agency's grant and loan system.

**Growth Management impacts**

Supports redevelopment of brownfield properties in urban areas.

**Funding**

Acct Code	Account Title	Expenditures			2023-25 Fiscal Period	
		Estimated Total	Prior Biennium	Current Biennium	Reapprops	New Approps
23N-1	MTC Capital Account-State	770,000				770,000
	<b>Total</b>	<b>770,000</b>	<b>0</b>	<b>0</b>	<b>0</b>	<b>770,000</b>
<b>Future Fiscal Periods</b>						
		<u>2025-27</u>	<u>2027-29</u>	<u>2029-31</u>	<u>2031-33</u>	
23N-1	MTC Capital Account-State	0	0	0	0	
	<b>Total</b>	<b>0</b>	<b>0</b>	<b>0</b>	<b>0</b>	

**Operating Impacts**

No Operating Impact

SubProject Number: 40000516

SubProject Title: East Waterway

# 461 - Department of Ecology Capital Project Request

2023-25 Biennium

\*

Version: BI Biennial 2023-25 Initial

Report Number: CBS002

Date Run: 9/12/2022 10:36AM

Project Number: 40000495

Project Title: 2023-25 Remedial Action Grant Program

## SubProjects

SubProject Number: 40000516

SubProject Title: East Waterway

Starting Fiscal Year: 2024

Project Class: Grant

Agency Priority: 4

### Project Summary

Ecology manages the Remedial Action Grant (RAG) program to help local governments clean up contaminated sites in Washington. This request will fund pass-through grants for ready-to-proceed projects for the 2023-25 biennium. RAGs support cleanup at contaminated industrial sites that affect the air, land, and water resources of the state, and the continued cleanup of Puget Sound. This grant funding will protect public and environmental health, create jobs, promote economic growth through the redevelopment of contaminated properties, and leverage local match funding for this work. Related to Puget Sound Action Agenda Implementation. (Model Toxics Control Capital Account)

### Project Description

To clean up remaining in-water contaminants, Ecology entered into Agreed Orders with the Potentially Liable Parties: Kimberly Clark, the Port of Everett, and the Department of Natural Resources to research and identify hazardous substances at the East Waterway site. This includes upland sources that could potentially release contaminants to the in-water area. Any such in-water contaminants identified will be addressed under a draft Remedial Investigation/Feasibility Study (RI/FS) and Draft Cleanup Action Plan. Potential upland sources of contamination to the East Waterway will be addressed under a separate Agreed Order(s). The RI/FS will identify the types, locations and amounts of contaminants including upland sources that could potentially release contaminants to the in-water area. It will also identify cleanup action alternatives for those contaminants in the in-water area.

### Location

City: Everett

County: Snohomish

Legislative District: 038

### Project Type

Grants

Grant Recipient Organization: Multiple Local Governments

RCW that establishes grant: Chapter 70A.305 RCW

### Application process used

Project solicitation. (1) Biennially, Ecology will solicit project proposals from local governments to develop its budget and update the MTCA Ten-Year Financing Plan for the RAG program. (2) Legislative Action. Projects are ranked and included in Ecology's budget for legislative action. (3) Finalize application. Once the budget is passed by the Legislature, recipients are notified and required to work with Ecology to complete any additional application information and submit the information on electronic forms provided by Ecology. For multi-biennial oversight RAG projects, an application must be submitted before each biennium for which additional funds are requested. (4) Agreement development. Ecology uses the information in the application to negotiate with the applicant the final scope of work and budget for the grant and develop the agreement. Costs include maintenance and updates to the grant/loan applications in the agency's grant and loan system.

### Growth Management impacts

Supports redevelopment of brownfield properties in urban areas.

461 - Department of Ecology  
 Capital Project Request

2023-25 Biennium

\*

Version: BI Biennial 2023-25 Initial

Report Number: CBS002

Date Run: 9/12/2022 10:36AM

Project Number: 40000495

Project Title: 2023-25 Remedial Action Grant Program

**SubProjects**

SubProject Number: 40000516

SubProject Title: East Waterway

<u>Funding</u>		<u>Expenditures</u>			<u>2023-25 Fiscal Period</u>	
<u>Acct Code</u>	<u>Account Title</u>	<u>Estimated Total</u>	<u>Prior Biennium</u>	<u>Current Biennium</u>	<u>Reappropriations</u>	<u>New Appropriations</u>
23N-1	MTC Capital Account-State	500,000				500,000
	<b>Total</b>	<b>500,000</b>	<b>0</b>	<b>0</b>	<b>0</b>	<b>500,000</b>

		<u>Future Fiscal Periods</u>			
		<u>2025-27</u>	<u>2027-29</u>	<u>2029-31</u>	<u>2031-33</u>
23N-1	MTC Capital Account-State				
	<b>Total</b>	<b>0</b>	<b>0</b>	<b>0</b>	<b>0</b>

Operating Impacts

No Operating Impact

SubProject Number: 40000517

SubProject Title: I & J Waterway



# 461 - Department of Ecology Capital Project Request

2023-25 Biennium

\*

Version: BI Biennial 2023-25 Initial

Report Number: CBS002

Date Run: 9/12/2022 10:36AM

Project Number: 40000495

Project Title: 2023-25 Remedial Action Grant Program

## SubProjects

SubProject Number: 40000517

SubProject Title: I &amp; J Waterway

Starting Fiscal Year: 2024

Project Class: Grant

Agency Priority: 4

### Project Summary

Ecology manages the Remedial Action Grant (RAG) program to help local governments clean up contaminated sites in Washington. This request will fund pass-through grants for ready-to-proceed projects for the 2023-25 biennium. RAGs support cleanup at contaminated industrial sites that affect the air, land, and water resources of the state, and the continued cleanup of Puget Sound. This grant funding will protect public and environmental health, create jobs, promote economic growth through the redevelopment of contaminated properties, and leverage local match funding for this work. Related to Puget Sound Action Agenda Implementation. (Model Toxics Control Capital Account)

### Project Description

The I&J Waterway site is located on the Bellingham waterfront. It consists of about 3 acres of contaminated in-water property, resulting from a variety of past industrial activities. An Agreed Order between Ecology, the Port of Bellingham (Port) and Bornstein Seafoods requires design of Ecology's selected Cleanup Action for a portion of the site. Design and permitting activities are underway. A future Consent Decree will require cleanup construction for a portion of the site. Grant funds will support the Port in completing this cleanup construction. Funding will be needed in future biennia to complete design and construction for remaining areas of the site. Cleanup of the site will help protect public health and aquatic species in Bellingham Bay, including endangered salmon species. Cleanup of the site is a component of the Port's Marine Trades Area Cleanup and Redevelopment Project. Cleanup of the site will allow unencumbered use of a portion of the I & J Waterway federal navigation channel for commerce.

### Location

City: Bellingham

County: Whatcom

Legislative District: 042

### Project Type

Grants

Grant Recipient Organization: Multiple Local Governments

RCW that establishes grant: Chapter 70A.305 RCW

### Application process used

Project solicitation. (1) Biennially, Ecology will solicit project proposals from local governments to develop its budget and update the MTCA Ten-Year Financing Plan for the RAG program. (2) Legislative Action. Projects are ranked and included in Ecology's budget for legislative action. (3) Finalize application. Once the budget is passed by the Legislature, recipients are notified and required to work with Ecology to complete any additional application information and submit the information on electronic forms provided by Ecology. For multi-biennial oversight RAG projects, an application must be submitted before each biennium for which additional funds are requested. (4) Agreement development. Ecology uses the information in the application to negotiate with the applicant the final scope of work and budget for the grant and develop the agreement. Costs include maintenance and updates to the grant/loan applications in the agency's grant and loan system.

### Growth Management impacts

Supports redevelopment of brownfield properties in urban areas.

461 - Department of Ecology  
 Capital Project Request

2023-25 Biennium

\*

Version: BI Biennial 2023-25 Initial

Report Number: CBS002

Date Run: 9/12/2022 10:36AM

Project Number: 40000495

Project Title: 2023-25 Remedial Action Grant Program

**SubProjects**

SubProject Number: 40000517

SubProject Title: I & J Waterway

<u>Funding</u>		<u>Expenditures</u>			<u>2023-25 Fiscal Period</u>		
<u>Acct Code</u>	<u>Account Title</u>	<u>Estimated Total</u>	<u>Prior Biennium</u>	<u>Current Biennium</u>	<u>Reappropriations</u>	<u>New Approps</u>	
23N-1	MTC Capital Account-State	1,955,000				1,955,000	
	<b>Total</b>	<b>1,955,000</b>	<b>0</b>	<b>0</b>	<b>0</b>	<b>1,955,000</b>	
		<u>Future Fiscal Periods</u>					
		<u>2025-27</u>	<u>2027-29</u>	<u>2029-31</u>	<u>2031-33</u>		
23N-1	MTC Capital Account-State						
	<b>Total</b>	<b>0</b>	<b>0</b>	<b>0</b>	<b>0</b>		

Operating Impacts

No Operating Impact

SubProject Number: 40000518

SubProject Title: Terminal 91 Sediments

Starting Fiscal Year: 2024

Project Class: Grant

Agency Priority: 4

**Project Summary**

Ecology manages the Remedial Action Grant (RAG) program to help local governments clean up contaminated sites in Washington. This request will fund pass-through grants for ready-to-proceed projects for the 2023-25 biennium. RAGs support cleanup at contaminated industrial sites that affect the air, land, and water resources of the state, and the continued cleanup of Puget Sound. This grant funding will protect public and environmental health, create jobs, promote economic growth through the redevelopment of contaminated properties, and leverage local match funding for this work. Related to Puget Sound Action Agenda Implementation. (Model Toxics Control Capital Account)

**Project Description**

The Port of Seattle's Terminal 91 Complex is located in Seattle on Elliott Bay. The site has been used for industrial activities since the late 1800s and contamination includes metals, petroleum products, and polychlorinated biphenyls (PCB). The uplands part of the site (including a Tank Farm area) has been cleaned up and required long-term monitoring is ongoing. Funding will be used to conduct a Remedial Investigation (RI) of in-water sediments within Elliott Bay. Remedial activities will help protect the marine environment and associated aquatic species from the impacts of contamination.

**Location**

City: Seattle

County: King

Legislative District: 036

**Project Type**

Grants

461 - Department of Ecology  
 Capital Project Request

2023-25 Biennium

\*

Version: BI Biennial 2023-25 Initial

Report Number: CBS002

Date Run: 9/12/2022 10:36AM

Project Number: 40000495

Project Title: 2023-25 Remedial Action Grant Program

**SubProjects**

SubProject Number: 40000518

SubProject Title: Terminal 91 Sediments

Grant Recipient Organization: Multiple Local Governments

RCW that establishes grant: Chapter 70A.305 RCW

**Application process used**

Project solicitation. (1) Biennially, Ecology will solicit project proposals from local governments to develop its budget and update the MTCA Ten-Year Financing Plan for the RAG program. (2) Legislative Action. Projects are ranked and included in Ecology's budget for legislative action. (3) Finalize application. Once the budget is passed by the Legislature, recipients are notified and required to work with Ecology to complete any additional application information and submit the information on electronic forms provided by Ecology. For multi-biennial oversight RAG projects, an application must be submitted before each biennium for which additional funds are requested. (4) Agreement development. Ecology uses the information in the application to negotiate with the applicant the final scope of work and budget for the grant and develop the agreement. Costs include maintenance and updates to the grant/loan applications in the agency's grant and loan system.

**Growth Management impacts**

Supports redevelopment of brownfield properties in urban areas.

<u>Funding</u>		<u>Expenditures</u>			<u>2023-25 Fiscal Period</u>	
<u>Acct Code</u>	<u>Account Title</u>	<u>Estimated Total</u>	<u>Prior Biennium</u>	<u>Current Biennium</u>	<u>Reapprops</u>	<u>New Approps</u>
23N-1	MTC Capital Account-State	1,255,000				1,255,000
	<b>Total</b>	<b>1,255,000</b>	<b>0</b>	<b>0</b>	<b>0</b>	<b>1,255,000</b>
<b>Future Fiscal Periods</b>						
		<u>2025-27</u>	<u>2027-29</u>	<u>2029-31</u>	<u>2031-33</u>	
23N-1	MTC Capital Account-State	0	0	0	0	
	<b>Total</b>	<b>0</b>	<b>0</b>	<b>0</b>	<b>0</b>	

**Operating Impacts**

No Operating Impact

SubProject Number: 40000519

SubProject Title: Weldcraft Steel & Marine

# 461 - Department of Ecology Capital Project Request

2023-25 Biennium

\*

Version: BI Biennial 2023-25 Initial

Report Number: CBS002

Date Run: 9/12/2022 10:36AM

Project Number: 40000495

Project Title: 2023-25 Remedial Action Grant Program

## SubProjects

SubProject Number: 40000519

SubProject Title: Weldcraft Steel &amp; Marine

Starting Fiscal Year: 2024

Project Class: Grant

Agency Priority: 4

### Project Summary

Ecology manages the Remedial Action Grant (RAG) program to help local governments clean up contaminated sites in Washington. This request will fund pass-through grants for ready-to-proceed projects for the 2023-25 biennium. RAGs support cleanup at contaminated industrial sites that affect the air, land, and water resources of the state, and the continued cleanup of Puget Sound. This grant funding will protect public and environmental health, create jobs, promote economic growth through the redevelopment of contaminated properties, and leverage local match funding for this work. Related to Puget Sound Action Agenda Implementation. (Model Toxics Control Capital Account)

### Project Description

The Weldcraft Steel and Marine site (Site) is adjacent to Squalicum Harbor on the Bellingham Waterfront. The Site began as Weldcraft Steel Works in 1946, and was subsequently used primarily for boat repair, maintenance and fabrication work. Contamination at the site is associated with historic boatyard operations. Cleanup of the in-water portion of the Weldcraft Steel & Marine site was completed in 2006 as an Interim Action. The Remedial Investigation and Feasibility Study for the uplands portion were completed in 2015. Funds will be used to implement the Cleanup Action Plan including cleanup construction and monitoring. The final cleanup action will be conducted under either an Agreed Order or Consent Decree. The project will help protect the public and the environment.

### Location

City: Bellingham

County: Whatcom

Legislative District: 042

### Project Type

Grants

Grant Recipient Organization: Multiple Local Governments

RCW that establishes grant: Chapter 70A.305 RCW

### Application process used

Project solicitation. (1) Biennially, Ecology will solicit project proposals from local governments to develop its budget and update the MTCA Ten-Year Financing Plan for the RAG program. (2) Legislative Action. Projects are ranked and included in Ecology's budget for legislative action. (3) Finalize application. Once the budget is passed by the Legislature, recipients are notified and required to work with Ecology to complete any additional application information and submit the information on electronic forms provided by Ecology. For multi-biennial oversight RAG projects, an application must be submitted before each biennium for which additional funds are requested. (4) Agreement development. Ecology uses the information in the application to negotiate with the applicant the final scope of work and budget for the grant and develop the agreement. Costs include maintenance and updates to the grant/loan applications in the agency's grant and loan system.

### Growth Management impacts

Supports redevelopment of brownfield properties in urban areas.

461 - Department of Ecology  
 Capital Project Request

2023-25 Biennium

\*

Version: BI Biennial 2023-25 Initial

Report Number: CBS002

Date Run: 9/12/2022 10:36AM

Project Number: 40000495

Project Title: 2023-25 Remedial Action Grant Program

**SubProjects**

SubProject Number: 40000519

SubProject Title: Weldcraft Steel & Marine

**Funding**

Acct Code	Account Title	Estimated Total	Expenditures		2023-25 Fiscal Period	
			Prior Biennium	Current Biennium	Reappropriations	New Appropriations
23N-1	MTC Capital Account-State	725,000				725,000
	<b>Total</b>	<b>725,000</b>	<b>0</b>	<b>0</b>	<b>0</b>	<b>725,000</b>

**Future Fiscal Periods**

	2025-27	2027-29	2029-31	2031-33
23N-1 MTC Capital Account-State				
<b>Total</b>	<b>0</b>	<b>0</b>	<b>0</b>	<b>0</b>

**Operating Impacts**

No Operating Impact

SubProject Number: 40000520

SubProject Title: Dakota Creek Industries Shipyard

# 461 - Department of Ecology Capital Project Request

2023-25 Biennium

\*

Version: BI Biennial 2023-25 Initial

Report Number: CBS002

Date Run: 9/12/2022 10:36AM

Project Number: 40000495

Project Title: 2023-25 Remedial Action Grant Program

## SubProjects

SubProject Number: 40000520

SubProject Title: Dakota Creek Industries Shipyard

Starting Fiscal Year: 2024

Project Class: Grant

Agency Priority: 4

### Project Summary

Ecology manages the Remedial Action Grant (RAG) program to help local governments clean up contaminated sites in Washington. This request will fund pass-through grants for ready-to-proceed projects for the 2023-25 biennium. RAGs support cleanup at contaminated industrial sites that affect the air, land, and water resources of the state, and the continued cleanup of Puget Sound. This grant funding will protect public and environmental health, create jobs, promote economic growth through the redevelopment of contaminated properties, and leverage local match funding for this work. Related to Puget Sound Action Agenda Implementation. (Model Toxics Control Capital Account)

### Project Description

The Dakota Creek Industries site includes uplands and sediments. It has been used for industrial and shipyard activities since approximately 1879. From approximately 1925 to 1969, several above-ground storage tanks were present on the upland portion and used for bulk fuel storage and distribution. This funding is to support the remedial cleanup that will address soil and groundwater contamination resulting from historical uses of the site. Agreed Order work, engineering design, cleanup construction of the selected site remedy, and initiation of the construction completion report are being completed under separate agreements with Ecology, with additional funding needed to finalize the completion report and conduct the post-construction monitoring. This site poses a risk to a sensitive population over the age of 64 according to the EPA's Environmental Justice demographic indicators.

### Location

City: Anacortes

County: Skagit

Legislative District: 040

### Project Type

Grants

Grant Recipient Organization: Multiple Local Governments

RCW that establishes grant: Chapter 70A.305 RCW

### Application process used

Project solicitation. (1) Biennially, Ecology will solicit project proposals from local governments to develop its budget and update the MTCA Ten-Year Financing Plan for the RAG program. (2) Legislative Action. Projects are ranked and included in Ecology's budget for legislative action. (3) Finalize application. Once the budget is passed by the Legislature, recipients are notified and required to work with Ecology to complete any additional application information and submit the information on electronic forms provided by Ecology. For multi-biennial oversight RAG projects, an application must be submitted before each biennium for which additional funds are requested. (4) Agreement development. Ecology uses the information in the application to negotiate with the applicant the final scope of work and budget for the grant and develop the agreement. Costs include maintenance and updates to the grant/loan applications in the agency's grant and loan system.

### Growth Management impacts

Supports redevelopment of brownfield properties in urban areas.

461 - Department of Ecology  
 Capital Project Request

2023-25 Biennium

\*

Version: BI Biennial 2023-25 Initial

Report Number: CBS002

Date Run: 9/12/2022 10:36AM

Project Number: 40000495

Project Title: 2023-25 Remedial Action Grant Program

**SubProjects**

SubProject Number: 40000520

SubProject Title: Dakota Creek Industries Shipyard

<u>Funding</u>		<u>Expenditures</u>			<u>2023-25 Fiscal Period</u>	
<u>Acct Code</u>	<u>Account Title</u>	<u>Estimated Total</u>	<u>Prior Biennium</u>	<u>Current Biennium</u>	<u>Reappropriations</u>	<u>New Appropriations</u>
23N-1	MTC Capital Account-State	119,000				119,000
<b>Total</b>		<b>119,000</b>	<b>0</b>	<b>0</b>	<b>0</b>	<b>119,000</b>
<u>Future Fiscal Periods</u>						
		<u>2025-27</u>	<u>2027-29</u>	<u>2029-31</u>	<u>2031-33</u>	
23N-1	MTC Capital Account-State					
<b>Total</b>		<b>0</b>	<b>0</b>	<b>0</b>	<b>0</b>	

Operating Impacts

No Operating Impact

SubProject Number: 40000521

SubProject Title: Anacortes Port Log Yard

Starting Fiscal Year: 2024

Project Class: Grant

Agency Priority: 4

**Project Summary**

Ecology manages the Remedial Action Grant (RAG) program to help local governments clean up contaminated sites in Washington. This request will fund pass-through grants for ready-to-proceed projects for the 2023-25 biennium. RAGs support cleanup at contaminated industrial sites that affect the air, land, and water resources of the state, and the continued cleanup of Puget Sound. This grant funding will protect public and environmental health, create jobs, promote economic growth through the redevelopment of contaminated properties, and leverage local match funding for this work. Related to Puget Sound Action Agenda Implementation. (Model Toxics Control Capital Account)

**Project Description**

The Former Pier 2 Log Haul-Out site is located along the Guemes Channel. The facility is currently used to store oil spill response equipment for the nearby refinery facilities. The remedial cleanup of the Anacortes Port Log Yard Site is anticipated to remove deposits of wood debris and other contaminants from the marine environment. Work under the site's Agreed Order and the initiation of engineering design have been funded under previous Ecology Remedial Action Grant agreements, with additional funding needed to complete the final engineering design, cleanup construction, and post-construction monitoring for the site's final selected Cleanup Remedy. This site poses a risk to a sensitive population over the age of 64 according to the EPA's Environmental Justice demographic indicators.

**Location**

City: Anacortes

County: Skagit

Legislative District: 040

461 - Department of Ecology  
 Capital Project Request

2023-25 Biennium

\*

Version: BI Biennial 2023-25 Initial

Report Number: CBS002

Date Run: 9/12/2022 10:36AM

Project Number: 40000495

Project Title: 2023-25 Remedial Action Grant Program

**SubProjects**

**Project Type**

SubProject Number: 40000521

SubProject Title: Anacortes Port Log Yard

**Project Type**

Grants

Grant Recipient Organization: Multiple Local Governments

RCW that establishes grant: Chapter 70A.305 RCW

**Application process used**

Project solicitation. (1) Biennially, Ecology will solicit project proposals from local governments to develop its budget and update the MTCA Ten-Year Financing Plan for the RAG program. (2) Legislative Action. Projects are ranked and included in Ecology's budget for legislative action. (3) Finalize application. Once the budget is passed by the Legislature, recipients are notified and required to work with Ecology to complete any additional application information and submit the information on electronic forms provided by Ecology. For multi-biennial oversight RAG projects, an application must be submitted before each biennium for which additional funds are requested. (4) Agreement development. Ecology uses the information in the application to negotiate with the applicant the final scope of work and budget for the grant and develop the agreement. Costs include maintenance and updates to the grant/loan applications in the agency's grant and loan system.

**Growth Management impacts**

Supports redevelopment of brownfield properties in urban areas.

**Funding**

Acct Code	Account Title	Estimated Total	Expenditures		2023-25 Fiscal Period	
			Prior Biennium	Current Biennium	Reapprops	New Approps
23N-1	MTC Capital Account-State	4,392,000				4,392,000
	<b>Total</b>	<b>4,392,000</b>	<b>0</b>	<b>0</b>	<b>0</b>	<b>4,392,000</b>

**Future Fiscal Periods**

Acct Code	Account Title	2025-27	2027-29	2029-31	2031-33
		23N-1	MTC Capital Account-State	0	0
	<b>Total</b>	<b>0</b>	<b>0</b>	<b>0</b>	<b>0</b>

**Operating Impacts**

No Operating Impact

SubProject Number: 40000522

SubProject Title: Integrated Planning Grants



461 - Department of Ecology  
 Capital Project Request

2023-25 Biennium

\*

Version: BI Biennial 2023-25 Initial

Report Number: CBS002

Date Run: 9/12/2022 10:36AM

Project Number: 40000495

Project Title: 2023-25 Remedial Action Grant Program

**SubProjects**

SubProject Number: 40000522

SubProject Title: Integrated Planning Grants

Starting Fiscal Year: 2024

Project Class: Grant

Agency Priority: 4

**Project Summary**

Ecology manages the Remedial Action Grant (RAG) program to help local governments clean up contaminated sites in Washington. This request will fund pass-through grants for ready-to-proceed projects for the 2023-25 biennium. RAGs support cleanup at contaminated industrial sites that affect the air, land, and water resources of the state, and the continued cleanup of Puget Sound. This grant funding will protect public and environmental health, create jobs, promote economic growth through the redevelopment of contaminated properties, and leverage local match funding for this work. Related to Puget Sound Action Agenda Implementation. (Model Toxics Control Capital Account)

**Project Description**

Grant funding to develop plans to redevelop contaminated properties.

**Location**

City: Statewide

County: Statewide

Legislative District: 098

**Project Type**

Grants

Grant Recipient Organization: Multiple Local Governments

RCW that establishes grant: Chapter 70A.305 RCW

**Application process used**

Project solicitation. (1) Biennially, Ecology will solicit project proposals from local governments to develop its budget and update the MTCA Ten-Year Financing Plan for the RAG program. (2) Legislative Action. Projects are ranked and included in Ecology's budget for legislative action. (3) Finalize application. Once the budget is passed by the Legislature, recipients are notified and required to work with Ecology to complete any additional application information and submit the information on electronic forms provided by Ecology. For multi-biennial oversight RAG projects, an application must be submitted before each biennium for which additional funds are requested. (4) Agreement development. Ecology uses the information in the application to negotiate with the applicant the final scope of work and budget for the grant and develop the agreement. Costs include maintenance and updates to the grant/loan applications in the agency's grant and loan system.

**Growth Management impacts**

Supports redevelopment of brownfield properties in urban areas.

<u>Funding</u>		<u>Expenditures</u>			<u>2023-25 Fiscal Period</u>	
<u>Acct Code</u>	<u>Account Title</u>	<u>Estimated Total</u>	<u>Prior Biennium</u>	<u>Current Biennium</u>	<u>Reappropriations</u>	<u>New Appropriations</u>
23N-1	MTC Capital Account-State	1,600,000				1,600,000
<b>Total</b>		<b>1,600,000</b>	<b>0</b>	<b>0</b>	<b>0</b>	<b>1,600,000</b>

461 - Department of Ecology  
Capital Project Request

2023-25 Biennium

\*

Version: BI Biennial 2023-25 Initial

Report Number: CBS002

Date Run: 9/12/2022 10:36AM

Project Number: 40000495

Project Title: 2023-25 Remedial Action Grant Program

**SubProjects**

SubProject Number: 40000522

SubProject Title: Integrated Planning Grants

	Future Fiscal Periods			
	2025-27	2027-29	2029-31	2031-33
23N-1 MTC Capital Account-State				
<b>Total</b>	<b>0</b>	<b>0</b>	<b>0</b>	<b>0</b>

Operating Impacts

No Operating Impact

SubProject Number: 40000523

SubProject Title: Independent Remedial Action Grants

Starting Fiscal Year: 2024

Project Class: Grant

Agency Priority: 4

**Project Summary**

Ecology manages the Remedial Action Grant (RAG) program to help local governments clean up contaminated sites in Washington. This request will fund pass-through grants for ready-to-proceed projects for the 2023-25 biennium. RAGs support cleanup at contaminated industrial sites that affect the air, land, and water resources of the state, and the continued cleanup of Puget Sound. This grant funding will protect public and environmental health, create jobs, promote economic growth through the redevelopment of contaminated properties, and leverage local match funding for this work. Related to Puget Sound Action Agenda Implementation. (Model Toxics Control Capital Account)

**Project Description**

Grant funding to local governments who cleanup contaminated properties through Ecology's Voluntary Cleanup Program.

**Location**

City: Statewide

County: Statewide

Legislative District: 098

**Project Type**

Grants

461 - Department of Ecology  
 Capital Project Request

2023-25 Biennium

\*

Version: BI Biennial 2023-25 Initial

Report Number: CBS002

Date Run: 9/12/2022 10:36AM

Project Number: 40000495

Project Title: 2023-25 Remedial Action Grant Program

**SubProjects**

SubProject Number: 40000523

SubProject Title: Independent Remedial Action Grants

Grant Recipient Organization: Multiple Local Governments

RCW that establishes grant: Chapter 70A.305 RCW

**Application process used**

Project solicitation. (1) Biennially, Ecology will solicit project proposals from local governments to develop its budget and update the MTCA Ten-Year Financing Plan for the RAG program. (2) Legislative Action. Projects are ranked and included in Ecology's budget for legislative action. (3) Finalize application. Once the budget is passed by the Legislature, recipients are notified and required to work with Ecology to complete any additional application information and submit the information on electronic forms provided by Ecology. For multi-biennial oversight RAG projects, an application must be submitted before each biennium for which additional funds are requested. (4) Agreement development. Ecology uses the information in the application to negotiate with the applicant the final scope of work and budget for the grant and develop the agreement. Costs include maintenance and updates to the grant/loan applications in the agency's grant and loan system.

**Growth Management impacts**

Supports redevelopment of brownfield properties in urban areas.

**Funding**

Acct Code	Account Title	Estimated Total	Expenditures		2023-25 Fiscal Period	
			Prior Biennium	Current Biennium	Reapprops	New Approps
23N-1	MTC Capital Account-State	1,000,000				1,000,000
	<b>Total</b>	<b>1,000,000</b>	<b>0</b>	<b>0</b>	<b>0</b>	<b>1,000,000</b>
<b>Future Fiscal Periods</b>						
		<u>2025-27</u>	<u>2027-29</u>	<u>2029-31</u>	<u>2031-33</u>	
23N-1	MTC Capital Account-State	0	0	0	0	
	<b>Total</b>	<b>0</b>	<b>0</b>	<b>0</b>	<b>0</b>	

**Operating Impacts**

No Operating Impact

SubProject Number: 40000524

SubProject Title: RAG Staff

461 - Department of Ecology  
 Capital Project Request

2023-25 Biennium

\*

Version: BI Biennial 2023-25 Initial

Report Number: CBS002

Date Run: 9/12/2022 10:36AM

Project Number: 40000495

Project Title: 2023-25 Remedial Action Grant Program

**SubProjects**

SubProject Number: 40000524

SubProject Title: RAG Staff

Starting Fiscal Year: 2024

Project Class: Grant

Agency Priority: 4

**Project Summary**

Ecology manages the Remedial Action Grant (RAG) program to help local governments clean up contaminated sites in Washington. This request will fund pass-through grants for ready-to-proceed projects for the 2023-25 biennium. RAGs support cleanup at contaminated industrial sites that affect the air, land, and water resources of the state, and the continued cleanup of Puget Sound. This grant funding will protect public and environmental health, create jobs, promote economic growth through the redevelopment of contaminated properties, and leverage local match funding for this work. Related to Puget Sound Action Agenda Implementation. (Model Toxics Control Capital Account)

**Project Description**

Funding for the administration of the Remedial Action Grant Program. Administration includes writing all grant agreements; reviewing and approving all invoices related to the more than 90 active grant agreements. 5.18 FTEs are needed for grant administration, program evaluation, Central Budget Office capital support, and Agency administrative overhead.

**Location**

City: Statewide

County: Statewide

Legislative District: 098

**Project Type**

Grants

Grant Recipient Organization: Multiple Local Governments

RCW that establishes grant: Chapter 70A.305 RCW

**Application process used**

Project solicitation. (1) Biennially, Ecology will solicit project proposals from local governments to develop its budget and update the MTCA Ten-Year Financing Plan for the RAG program. (2) Legislative Action. Projects are ranked and included in Ecology's budget for legislative action. (3) Finalize application. Once the budget is passed by the Legislature, recipients are notified and required to work with Ecology to complete any additional application information and submit the information on electronic forms provided by Ecology. For multi-biennial oversight RAG projects, an application must be submitted before each biennium for which additional funds are requested. (4) Agreement development. Ecology uses the information in the application to negotiate with the applicant the final scope of work and budget for the grant and develop the agreement. Costs include maintenance and updates to the grant/loan applications in the agency's grant and loan system.

**Growth Management impacts**

Supports redevelopment of brownfield properties in urban areas.

<b>Funding</b>		<b>Expenditures</b>			<b>2023-25 Fiscal Period</b>	
<b>Acct Code</b>	<b>Account Title</b>	<b>Estimated Total</b>	<b>Prior Biennium</b>	<b>Current Biennium</b>	<b>Reappropriations</b>	<b>New Appropriations</b>
23N-1	MTC Capital Account-State	1,478,000				1,478,000
<b>Total</b>		<b>1,478,000</b>	<b>0</b>	<b>0</b>	<b>0</b>	<b>1,478,000</b>

461 - Department of Ecology  
Capital Project Request

2023-25 Biennium

\*

Version: BI Biennial 2023-25 Initial

Report Number: CBS002

Date Run: 9/12/2022 10:36AM

Project Number: 40000495

Project Title: 2023-25 Remedial Action Grant Program

**SubProjects**

SubProject Number: 40000524

SubProject Title: RAG Staff

	Future Fiscal Periods			
	2025-27	2027-29	2029-31	2031-33
23N-1 MTC Capital Account-State				
<b>Total</b>	<b>0</b>	<b>0</b>	<b>0</b>	<b>0</b>

Operating Impacts

No Operating Impact

SubProject Number: 40000525

SubProject Title: EAGL

Starting Fiscal Year: 2024

Project Class: Grant

Agency Priority: 4

**Project Summary**

Ecology manages the Remedial Action Grant (RAG) program to help local governments clean up contaminated sites in Washington. This request will fund pass-through grants for ready-to-proceed projects for the 2023-25 biennium. RAGs support cleanup at contaminated industrial sites that affect the air, land, and water resources of the state, and the continued cleanup of Puget Sound. This grant funding will protect public and environmental health, create jobs, promote economic growth through the redevelopment of contaminated properties, and leverage local match funding for this work. Related to Puget Sound Action Agenda Implementation. (Model Toxics Control Capital Account)

**Project Description**

Maintenance of Ecology's Administration of Grants & Loans (EAGL) system.

**Location**

City: Statewide

County: Statewide

Legislative District: 098

**Project Type**

Grants

461 - Department of Ecology  
 Capital Project Request

2023-25 Biennium

\*

Version: BI Biennial 2023-25 Initial

Report Number: CBS002

Date Run: 9/12/2022 10:36AM

Project Number: 40000495

Project Title: 2023-25 Remedial Action Grant Program

**SubProjects**

SubProject Number: 40000525

SubProject Title: EAGL

Grant Recipient Organization: Multiple Local Governments

RCW that establishes grant: Chapter 70A.305 RCW

**Application process used**

Project solicitation. (1) Biennially, Ecology will solicit project proposals from local governments to develop its budget and update the MTCA Ten-Year Financing Plan for the RAG program. (2) Legislative Action. Projects are ranked and included in Ecology's budget for legislative action. (3) Finalize application. Once the budget is passed by the Legislature, recipients are notified and required to work with Ecology to complete any additional application information and submit the information on electronic forms provided by Ecology. For multi-biennial oversight RAG projects, an application must be submitted before each biennium for which additional funds are requested. (4) Agreement development. Ecology uses the information in the application to negotiate with the applicant the final scope of work and budget for the grant and develop the agreement. Costs include maintenance and updates to the grant/loan applications in the agency's grant and loan system.

**Growth Management impacts**

Supports redevelopment of brownfield properties in urban areas.

**Funding**

Acct Code	Account Title	Expenditures			2023-25 Fiscal Period	
		Estimated Total	Prior Biennium	Current Biennium	Reapprops	New Approps
23N-1	MTC Capital Account-State	65,000				65,000
	<b>Total</b>	<b>65,000</b>	<b>0</b>	<b>0</b>	<b>0</b>	<b>65,000</b>
<b>Future Fiscal Periods</b>						
		<u>2025-27</u>	<u>2027-29</u>	<u>2029-31</u>	<u>2031-33</u>	
23N-1	MTC Capital Account-State	0	0	0	0	
	<b>Total</b>	<b>0</b>	<b>0</b>	<b>0</b>	<b>0</b>	

**Operating Impacts**

No Operating Impact

SubProject Number: 40000553

SubProject Title: 2023-25 Remedial Action Grant Program Ten Year Financial Plan

461 - Department of Ecology  
 Capital Project Request

2023-25 Biennium

\*

Version: BI Biennial 2023-25 Initial

Report Number: CBS002

Date Run: 9/12/2022 10:36AM

Project Number: 40000495

Project Title: 2023-25 Remedial Action Grant Program

**SubProjects**

SubProject Number: 40000553

SubProject Title: 2023-25 Remedial Action Grant Program Ten Year Financial Plan

Starting Fiscal Year: 2024

Project Class: Grant

Agency Priority: 4

**Project Summary**

Ecology manages the Remedial Action Grant (RAG) program to help local governments clean up contaminated sites in Washington. This request will fund pass-through grants for ready-to-proceed projects for the 2023-25 biennium. RAGs support cleanup at contaminated industrial sites that affect the air, land, and water resources of the state, and the continued cleanup of Puget Sound. This grant funding will protect public and environmental health, create jobs, promote economic growth through the redevelopment of contaminated properties, and leverage local match funding for this work. Related to Puget Sound Action Agenda Implementation. (Model Toxics Control Capital Account)

**Project Description**

Ten year financial plan

**Location**

City: Statewide

County: Statewide

Legislative District: 098

**Project Type**

Grants

Grant Recipient Organization: Multiple Local Governments

RCW that establishes grant: Chapter 70A.305 RCW

**Application process used**

Project solicitation. (1) Biennially, Ecology will solicit project proposals from local governments to develop its budget and update the MTCA Ten-Year Financing Plan for the RAG program. (2) Legislative Action. Projects are ranked and included in Ecology's budget for legislative action. (3) Finalize application. Once the budget is passed by the Legislature, recipients are notified and required to work with Ecology to complete any additional application information and submit the information on electronic forms provided by Ecology. For multi-biennial oversight RAG projects, an application must be submitted before each biennium for which additional funds are requested. (4) Agreement development. Ecology uses the information in the application to negotiate with the applicant the final scope of work and budget for the grant and develop the agreement. Costs include maintenance and updates to the grant/loan applications in the agency's grant and loan system.

**Growth Management impacts**

Supports redevelopment of brownfield properties in urban areas.

<u>Funding</u>		<u>Expenditures</u>			<u>2023-25 Fiscal Period</u>	
<u>Acct Code</u>	<u>Account Title</u>	<u>Estimated Total</u>	<u>Prior Biennium</u>	<u>Current Biennium</u>	<u>Reappropriations</u>	<u>New Appropriations</u>
23N-1	MTC Capital Account-State	333,800,000				
<b>Total</b>		<b>333,800,000</b>	<b>0</b>	<b>0</b>	<b>0</b>	<b>0</b>

461 - Department of Ecology  
Capital Project Request

2023-25 Biennium

\*

Version: BI Biennial 2023-25 Initial

Report Number: CBS002

Date Run: 9/12/2022 10:36AM

Project Number: 40000495

Project Title: 2023-25 Remedial Action Grant Program

**SubProjects**

---

SubProject Number: 40000553

SubProject Title: 2023-25 Remedial Action Grant Program Ten Year Financial Plan

	Future Fiscal Periods			
	2025-27	2027-29	2029-31	2031-33
23N-1 MTC Capital Account-State	<u>100,000,000</u>	<u>100,000,000</u>	<u>66,900,000</u>	<u>66,900,000</u>
<b>Total</b>	<b>100,000,000</b>	<b>100,000,000</b>	<b>66,900,000</b>	<b>66,900,000</b>

Operating Impacts

No Operating Impact

---



**Ecology 2023-25 Capital Budget Project List**  
**Toxics Cleanup Program**  
**Remedial Action Grant Program**



August 2022

**Purpose:** This list provides project details about the 2023-25 Remedial Action Grants (RAG) budget request as submitted by Ecology. This list represents cleanup projects that are underway and/or need funding to support the cleanup for ready to proceed projects. The projects were ranked following the RAG Rule site selection and prioritization criteria (revised in 2014, 173-322A-WAC). This list is a plan based on the best information available to Ecology. The plan may change as more information becomes available.

Rank	Applicant	Project Title	Project Description	Amount	Phase of Cleanup	Site Address	City	County	Leg. District	Lat.	Long.
1	Port of Everett	Weyerhaeuser Mill A	The Weyerhaeuser Mill A (Former) Site is located at 3500 Terminal Avenue in Everett, WA. Development of the area comprising the Site occurred in the late 1800s. Historical industrial activities including pulp manufacturing, saw milling, shipbuilding, shingle milling, and log handling contributed to significant sediment contamination at the site. The requested funding is to begin cleanup construction after the design is complete and is being asked for under an Extended Grant Agreement.	35,000,000	Cleanup Construction	3500 TERMINAL AVE	Everett	Shnohomish	38	47.975	-122.225
2	City of Yakima - Office of City Manager	Remediation and Cleanup request for Yakima City Landfill and ROW (IAWP)	The City of Yakima Landfill used this former Boise Cascade Mill log pond as a landfill from 1963 to 1972. Previous investigations have included the assessment of the types of solid waste buried in the landfill, and an initial assessment of the impact of this waste on the soils, groundwater, surface water, and soil gases in the immediate area of the landfill. An Interim Action was completed to remove landfill solid waste from the ROW corridor. The requested funding will be used to prepare a Feasibility Study and select a cleanup action for the remainder of the Site, as well as, Engineering Design and Construction of the selected cleanup action. Cleanup of the landfill property is important to the City's plans to construct an east-west traffic corridor. The location of this site and risk of recontamination poses a significant threat to the health and safety of neighboring communities as indicated by the Department of Health's Environmental Health Disparities Index and poses a risk to nearby highly impacted communities including low income and people of color populations according to EPA demographic indicators.	10,575,000	Cleanup Construction	INTERSTATE 82	Yakima	Yakima	15	46.612	-120.492
3	Port of Friday Harbor	Albert Jensen & Sons Inc.	The Albert Jensen & Sons Inc. site was developed in 1910 into a shipyard and is still used as a boat maintenance facility and shipyard. Recent sampling identified contaminants including tributyltin, PCBs, dioxins/furans, phthalates, organic chemicals, pesticides, polycyclic aromatic hydrocarbons, and metals. The grant funding will go towards evaluating and integrating existing upland and in-water data, completing a cultural resources survey, performing a Remedial Investigation/Feasibility Study, preparing a Draft Cleanup Action Plan, completing work plans, engineering design, permitting and completion of interim action(s), and preparing for remedy implementation and long-term monitoring in subsequent biennia. This site poses a risk to a sensitive population over the age of 64 according to the EPA's Environmental Justice demographic indicators.	2,569,000	Remedial Investigation	1293 TURN POINT RD	Friday Harbor	San Juan	40	48.526	-122.999

Rank	Applicant	Project Title	Project Description	Amount	Phase of Cleanup	Site Address	City	County	Leg. District	Lat.	Long.
4	Port of Tacoma	Arkema Interim Action	The Arkema site contains metals, arsenic, and other contaminants in soil, groundwater, and sediments released by a former chemical research and storage facility. Grant funding will support the cleanup and containment of contaminants and other remedial action components as outlined in a 2021 feasibility study conducted by Pioneer Environmental Technologies. Following cleanup, the Port will use the site for industrial purposes. The location of this site and risk of recontamination pose a significant threat to the health and safety of neighboring communities as indicated by the Department of Health's Environmental Health Disparities Index.	5,000,000	Cleanup Construction	2901 TAYLOR WAY	Tacoma	Pierce	27	47.267	-122.377
5	Port of Bellingham	Cornwall Avenue Landfill	The Cornwall Avenue Landfill site is located on the Bellingham waterfront. It consists of about 26 acres of contaminated upland and in-water property, resulting from municipal and wood waste dumped into Bellingham Bay from 1888 to 1965. A legal agreement (consent decree) between Ecology and the Port of Bellingham (Port) requires design and construction of Ecology's selected cleanup action for the site. The Cornwall site overlaps with the adjacent RG Haley former wood treatment site. Therefore, cleanup construction for both sites must occur simultaneously to ensure a successful cleanup. Design and permitting activities are underway. Grant funds will support the Port in completing cleanup construction. Cleanup of the site will allow the City of Bellingham to redevelop the Cornwall and Haley sites into a public park, consistent with the priorities established in their Waterfront District planning documents, while protecting public health and aquatic species in Bellingham Bay, including endangered salmon species. The site poses a risk to a sensitive population over the age of 64 according to the EPA's Environmental Justice demographic indicators.	2,420,000	Cleanup Construction	CORNWALL AVE	Bellingham	Whatcom	40	48.741	-122.493
6	Skagit County - Public Works Department	Whitmarsh (March Point) Cleanup	This project will cover the implementation of remediation activities and applicable post-closure work at the Whitmarsh (March Point) Landfill. The site was used as an unregulated dump from 1950 to 1961. Waste has been degraded by anaerobic decomposition, resulting in conditions that can cause contamination from metals or metallic objects present in soil to mobilize and migrate into surface water or groundwater. Remediation activities include regrading the landfill to decrease rainfall infiltration and reduce landfill footprint, installation of a landfill gas (LFG) system, installation of a geosynthetic clay laminated liner (GCLL) cap, wastewater treatment, installation of stormwater controls, installation of a perimeter road, and installation of monitoring structures for long-term environmental monitoring. This site poses a risk to a sensitive population over the age of 64 according to the EPA's Environmental Justice demographic indicators.	866,000	Cleanup Construction	807 S MARCH POINT RD	Anacortes	Skagit	40	48.464	-122.531
7	Port of Tacoma	Earley Business Center	Soil and groundwater impacts at Earley Business Center were caused by spills or releases from historical business operations, leaking USTs and associated piping, and the accumulation, placement and reworking of fill and debris. Grant funding will support the completion of a remedial investigation and feasibility study to evaluate the site and identify a preferred cleanup alternative for site cleanup. The location of this site and risk of recontamination pose a significant threat to the health and safety of neighboring communities as indicated by the Department of Health's Environmental Health Disparities Index.	2,000,000	Feasibility Study	401 ALEXANDER AVE BUSINESS CENTER	Tacoma	Pierce	27	47.281	-122.409

Rank	Applicant	Project Title	Project Description	Amount	Phase of Cleanup	Site Address	City	County	Leg. District	Lat.	Long.
8	King County - Natural Resources and Parks Department	Design of the Lower Duwamish Waterway cleanup	The Lower Duwamish Waterway (LDW) is a Superfund site that includes approximately five miles of heavily contaminated waterway extending downstream to the southern tip of Harbor Island in Seattle. King County and its partners are currently designing the Cleanup Action for the Upper Reach of the LDW (approximately 2 miles) and will soon begin design of the Middle Reach. Funds will be used to conduct remaining pre-design sampling as well as engineering design. The Lower Reach of the waterway will be designed in subsequent biennia. The LDW is a Tribal fishery resource. Cleanup of the LDW will help protect human health, sensitive estuarine habitats, and aquatic species that depend on these habitats. The location of this site and risk of recontamination poses a significant threat to the health and safety of neighboring sensitive populations under the age of 5 and over the age of 64 as indicated by Department of Health and EPA socioeconomic and demographic indicators.	3,288,000	Cleanup Construction	LOWER DUWAMISH WATERWAY	Seattle	King	34	47.567	-122.348
9	Port of Bellingham	GP West (Chlor-Alkali Remedial Action Unit)	The GP West site is a former mill facility that included a Chlorine Plant and a Pulp and Tissue Mill. The Pulp and Tissue Mill Remedial Action Unit (RAU) was cleaned up in 2016. The Chlor-Alkali RAU is the second phase of cleanup at this site. The request will be used to fund engineering design (including additional investigations), permitting, Consent Decree negotiations, cleanup construction, and monitoring at the Chlor-Alkali RAU. The site is adjacent to Whatcom Waterway and part of Bellingham's waterfront redevelopment. Cleanup of the site will help to reduce potential contaminant exposure to the public and the environment. This site poses a risk to a highly impacted low income population according to EPA's Environmental Justice demographic indicators.	1,250,000	Cleanup Construction	300 W LAUREL ST	Bellingham	Whatcom	42	48.747	-122.483
10	Port of Bellingham	Central Waterfront	The Central Waterfront site has been contaminated by a variety of historic industrial activities, including a municipal landfill. This fifty-five acre upland site is adjacent to Puget Sound and is within the Bellingham Waterfront Redevelopment Opportunity Zone. A Final Cleanup Action Plan has been completed. Grant funds will be used to complete engineering design, permitting, cleanup construction, monitoring and project management. Site cleanup will protect the public and Puget Sound from the risks of contaminant exposure and their associated impacts and is an important component of the Port/City planned redevelopment and their local economy. Furthermore, this site poses a risk to a highly impacted low income population according to EPA's Environmental Justice demographic indicators.	2,650,000	Cleanup Construction	F ST	Bellingham	Whatcom	42	48.755	-122.490

Rank	Applicant	Project Title	Project Description	Amount	Phase of Cleanup	Site Address	City	County	Leg. District	Lat.	Long.
11	Seattle City Light	Lower Duwamish Superfund Site Remedial Action	The Lower Duwamish Waterway (LDW) is a Superfund Site that includes approximately five miles of waterway extending downstream to the southern tip of Harbor Island in Seattle. The LDW has become contaminated as a result of decades of heavy industrial activity in and around the waterway. The U.S. Environmental Protection Agency (EPA) is responsible for cleaning up the sediments in the waterway while Ecology is responsible for controlling the upland sources of contamination. Seattle City Light will use the funds to conduct source control and source control evaluation activities to ensure sources of contamination to the LDW are sufficiently controlled. Seattle City Light and its partners in the Lower Duwamish Waterway Group are currently working on the design of the Upper Reach (a 2 mile segment of the waterway). The design is anticipated to be completed in 2024. The LDW is a tribal fishery resource. Cleaning up the LDW will help protect public health, sensitive estuarine habitats, and aquatic species that depend on these habitats. The location of this site and risk of recontamination pose a significant threat to the health and safety of neighboring communities as indicated by the Department of Health's Environmental Health Disparities Index. This site poses a risk to sensitive populations under the age of 5 and over the age of 64 according to EPA's Environmental Justice demographic indicators.	2,422,000	Cleanup Construction	LOWER DUWAMISH WATERWAY	Seattle	King	34	47.567	-122.348
12	City of Seattle - Public Utilities Department	Lower Duwamish Superfund Site Remedial Action	The study area for the Lower Duwamish Waterway (LDW) Superfund Site in Seattle, Washington is 441 acres. This heavily contaminated waterway extends five miles upstream from the southern tip of Harbor Island and is flanked by lands with a long history of industrial use. The requested funds will be used to conduct remedial action at the LDW site as outlined in the EPA Selected Remedy; including site-wide design, construction, monitoring, and implementation of institutional controls. The LDW serves as a fisher resource for Tribal communities. The location of this site and risk of recontamination pose a significant threat to the health and safety of neighboring communities as indicated by the Department of Health's Environmental Health Disparities Index and poses a risk to a nearby low income population according to EPA demographic indicators.	5,069,000	Cleanup Construction	LOWER DUWAMISH WATERWAY	Seattle	King	34	47.567	-122.348
13	Port of Everett	Kimberly Clark Worldwide	The Kimberly-Clark (K-C) Worldwide, Inc. site is located in Everett, Washington, adjacent to East Waterway; the K-C site is approximately 56 acres of uplands and 12 acres of tidelands. The work to be performed is described in Exhibit J of the Agreed Order and includes: construction of a low-permeability cap, stormwater system, and other activities needed to contain contaminated soils, and to finalize and implement the Remedial Investigation, Feasibility Study and Draft Cleanup Action Plan.	1,775,000	Remedial Investigation	2600 FEDERAL AVE	Everett	Snohomish	38	47.986	-122.217

Rank	Applicant	Project Title	Project Description	Amount	Phase of Cleanup	Site Address	City	County	Leg. District	Lat.	Long.
14	Port of Olympia - Environmental Programs	Budd Inlet Sediment Site	Budd Inlet is critical to the Port of Olympia's marine operations. The Study Area was defined by Ecology to facilitate focused investigation and implementation of interim remedial actions (First Amendment to Agreed Order No. 6083). Navigation channel maintenance is required for both West and East Bay. Both the sediments associated with the East Bay navigation channel and marina have contamination levels exceeding MTCAs cleanup levels and require dredging. The funds requested will be used to perform dredging, containment, and upland source control to remove contamination, restore navigation, and protect sediments from recontamination. This site's location poses a risk to a nearby highly impacted low-income population and a sensitive population over the age of 64.	6,250,000	Interim Action	LAT 47 3 31N LONG 122 54 25W	Olympia	Thurston	22	47.059	-122.907
15	Port of Bellingham	Sea K Fish	The Sea K Fish site (Site) is located in Blaine in the western portion of the Blaine Harbor industrial area. Site investigations have documented the release of petroleum products in groundwater and soil in and around the Site. Most contamination at the Site appears to be the result of hydraulic presses used for fish processing, and leaking underground petroleum storage tanks. The project will investigate the nature and extent of contamination, perform an interim action if necessary, and use a Remedial Investigation/Feasibility Study to develop a Cleanup Action Plan that will implement Ecology's selected cleanup action. Work completed will be consistent with the requirements of the Agreed Order between Ecology and Port of Bellingham. Cleanup of the Site will help reduce potential migration of contaminants and the risk of exposure to the public and aquatic species in Drayton Harbor and northern Puget Sound. This site's location poses a risk to a nearby sensitive population over the age of 64.	770,000	Remedial Investigation	225 SIGURDSON AVE	Blaine	Whatcom	42	48.992	-122.764
16	Seattle City Light	North Boeing Field /Georgetown Steam Plant RI/FS	The Georgetown Steam Plant was built in the early 1900s along the Duwamish River to provide power during periods of high electricity use. The City of Seattle acquired the plant in 1951 and operated the plant on stand-by until it was fully decommissioned in 1977. Environmental investigations and cleanups at the Georgetown Steam Plant (GTSP) revealed releases of hazardous materials in nearby soil and stormwater. A condenser pit beneath the powerhouse was formerly connected to an underground concrete tunnel that discharged into a flume, which in turn discharged to the Lower Duwamish Waterway. The flume was removed in 2009 under EPA oversight. Currently, the site is under an Agreed Order to complete a Remedial Investigation/Feasibility Study and any necessary Interim Actions. The work is being led by Boeing, the City of Seattle, Seattle City Light and King County, with oversight by the Department of Ecology. The location of this site and risk of recontamination pose a significant threat to the health and safety of neighboring communities as indicated by the Department of Health's Environmental Health Disparities Index.	248,000	Remedial Investigation	7370 E MARGINAL WAY S	Seattle	King	11	47.541	-122.313

Rank	Applicant	Project Title	Project Description	Amount	Phase of Cleanup	Site Address	City	County	Leg. District	Lat.	Long.
17	Port of Bellingham	Blaine Marina Tank Farm	Blaine Marina, Inc. is located in the western portion of the Blaine Harbor Industrial area. The Port of Bellingham leased the property for use as petroleum storage and marine-related fueling activity for over 60 years. The fueling facility once supported commercial fishing as well as recreational boating activities. Petroleum products, metals, volatile organic compounds, and naphthalene has been found in groundwater and soil. Funding is requested to complete the remedial cleanup of the Blaine Marina Tank Farm site, including the continuation of the Cleanup Action per a Consent Decree filed in July 2018 and the Ecology-developed Cleanup Action Plan. This site's location poses a risk to a nearby sensitive population over the age of 64.	300,000	Remedial Investigation	214 SIGURDSON AVE	Blaine	Whatcom	42	48.993	-122.764
18	Port of Bellingham	Whatcom Waterway	The Whatcom Waterway site is located on the Bellingham waterfront. It consists of about 200 acres of contaminated in-water property, resulting from untreated industrial discharges to Bellingham Bay in the 1960s and 70s. A Consent Decree between Ecology and the Port of Bellingham (Port; recipient), the City of Bellingham, the Department of Natural Resources, and Meridian-Pacific Highway L.L.C., requires design and construction of Ecology's selected Cleanup Action for the site. Due to the large scale of the site and associated costs, cleanup activities are sequenced. Cleanup construction for a portion of the site was completed in 2016 and cleanup design for remaining areas is underway. Grant funds will support cleanup construction for another portion of the site. Cleanup of the site will help protect public health and aquatic species in Bellingham Bay, including endangered salmon species. Cleanup of the site is a key component of the Port's Marine Trades Area Cleanup and Redevelopment Project. The completed cleanup will provide about 12 to 14 acres of new upland property and a similar quantity of new navigable marine water within a former industrial treatment basin to be opened to Bellingham Bay as part of the cleanup. These new areas provide opportunities for marine trades uses and public access, and provide new habitat for aquatic species in Bellingham Bay. Cleanup of the site will allow unencumbered use of the Whatcom Waterway federal navigation channel for commerce. The site poses a risk to a highly impacted low-income population according to EPA's Environmental Justice demographic indicators.	17,700,000	Cleanup Construction	W OF HOLLY ST BRIDGE	Bellingham	Whatcom	42	48.750	-122.490
19	Port of Bellingham	Westman Marine	The Westman Marine cleanup site consists of a near-shore upland area impacted by vessel maintenance and repair operations and a larger in-water sediment area affected by these activities. Remedial Action is required to clean up the Westman Marine, Inc. site in Blaine, WA in accordance with an Agreed Order. The work will include the completion of a Remedial Investigation and Feasibility Study, Interim Remedial Actions, development of a Cleanup Action Plan and Agreed Order Amendment, engineering design and permitting, and the development of Consent Decree for cleanup construction, and long-term monitoring. This site's location poses a risk to a nearby sensitive population over the age of 64.	1,100,000	Engineering Design	218 MCMILLAN AVE	Blaine	Whatcom	42	48.992	-122.762
20	City of Ridgefield - Public Works	Park Laundry Site	The City of Ridgefield is in negotiations to acquire the Park Laundry site. Soil and groundwater on-site, and groundwater off-site were contaminated with tetrachloroethylene due to a release of dry-cleaning chemicals. Upon acquiring the site, the City will enter a Consent Decree with Ecology and will use requested funds to support the implementation of the preferred Cleanup Action, conduct one year of post-construction monitoring, grant and project administration, and redevelopment of the site.	770,000	Cleanup Action	122 N MAIN AVE	Ridgefield	Clark	18	45.816	-122.746

Rank	Applicant	Project Title	Project Description	Amount	Phase of Cleanup	Site Address	City	County	Leg. District	Lat.	Long.
21	Port of Everett	East Waterway	To clean up remaining in-water contaminants. Ecology entered into Agreed Orders with the Potentially Liable Parties: Kimberly Clark, the Port of Everett, and the Department of Natural Resources to research and identify hazardous substances at the East Waterway site. This includes upland sources that could potentially release contaminants to the in-water area. Any such in-water contaminants identified will be addressed under a draft Remedial Investigation/Feasibility Study (RI/FS) and Draft Cleanup Action Plan. Potential upland sources of contamination to the East Waterway will be addressed under a separate Agreed Order(s). The RI/FS will identify the types, locations and amounts of contaminants including upland sources that could potentially release contaminants to the in-water area. It will also identify cleanup action alternatives for those contaminants in the in-water area.	500,000	Remedial Investigation	HEWIT AVE	Everett	Snohomish	38	47.984	-122.222
22	Port of Bellingham	I & J Waterway	The I&J Waterway site is located on the Bellingham waterfront. It consists of about 3 acres of contaminated in-water property, resulting from a variety of past industrial activities. An Agreed Order between Ecology, the Port of Bellingham (Port) and Bornstein Seafoods requires design of Ecology's selected Cleanup Action for a portion of the site. Design and permitting activities are underway. A future Consent Decree will require cleanup construction for a portion of the site. Grant funds will support the Port in completing this cleanup construction. Funding will be needed in future biennia to complete design and construction for remaining areas of the site. Cleanup of the site will help protect public health and aquatic species in Bellingham Bay, including endangered salmon species. Cleanup of the site is a component of the Port's Marine Trades Area Cleanup and Redevelopment Project. Cleanup of the site will allow unencumbered use of a portion of the I & J Waterway federal navigation channel for commerce.	1,955,000	Cleanup Construction	N/A	Bellingham	Whatcom	42	48.754	-122.494
23	Port of Seattle - Seaport Environmental Program	Terminal 91 Sediments	The Port of Seattle's Terminal 91 Complex is located in Seattle on Elliott Bay. The site has been used for industrial activities since the late 1800s and contamination includes metals, petroleum products, and polychlorinated biphenyls (PCB). The uplands part of the site (including a Tank Farm area) has been cleaned up and required long-term monitoring is ongoing. Funding will be used to conduct a Remedial Investigation (RI) of in-water sediments within Elliott Bay. Remedial activities will help protect the marine environment and associated aquatic species from the impacts of contamination.	1,255,000	Remedial Investigation	2001 W GARFIELD ST	Seattle	King	36	47.633	-122.379
24	Port of Bellingham	Weldcraft Steel & Marine	The Weldcraft Steel and Marine site (Site) is adjacent to Squalicum Harbor on the Bellingham Waterfront. The Site began as Weldcraft Steel Works in 1946, and was subsequently used primarily for boat repair, maintenance and fabrication work. Contamination at the site is associated with historic boatyard operations. Cleanup of the in-water portion of the Weldcraft Steel & Marine site was completed in 2006 as an Interim Action. The Remedial Investigation and Feasibility Study for the uplands portion were completed in 2015. Funds will be used to implement the Cleanup Action Plan including cleanup construction and monitoring. The final cleanup action will be conducted under either an Agreed Order or Consent Decree. The project will help protect the public and the environment.	725,000	Cleanup Construction	2652 N HARBOR LOOP DR	Bellingham	Whatcom	42	48.758	-122.506

Rank	Applicant	Project Title	Project Description	Amount	Phase of Cleanup	Site Address	City	County	Leg. District	Lat.	Long.
25	Port of Anacortes	Dakota Creek Industries Shipyard	The Dakota Creek Industries site includes uplands and sediments. It has been used for industrial and shipyard activities since approximately 1879. From approximately 1925 to 1969, several above-ground storage tanks were present on the upland portion and used for bulk fuel storage and distribution. This funding is to support the remedial cleanup that will address soil and groundwater contamination resulting from historical uses of the site. Agreed Order work, engineering design, cleanup construction of the selected site remedy, and initiation of the construction completion report are being completed under separate agreements with Ecology, with additional funding needed to finalize the completion report and conduct the post-construction monitoring. This site poses a risk to a sensitive population over the age of 64 according to the EPA's Environmental Justice demographic indicators.	119,000	Engineering Design	115 Q AVE	Anacortes	Skagit	40	48.519	-122.611
26	Port of Anacortes	Anacortes Port Log Yard	The Former Pier 2 Log Haul-Out site is located along the Guemes Channel. The facility is currently used to store oil spill response equipment for the nearby refinery facilities. The remedial cleanup of the Anacortes Port Log Yard Site is anticipated to remove deposits of wood debris and other contaminants from the marine environment. Work under the site's Agreed Order and the initiation of engineering design have been funded under previous Ecology Remedial Action Grant agreements, with additional funding needed to complete the final engineering design, cleanup construction, and post-construction monitoring for the site's final selected Cleanup Remedy. This site poses a risk to a sensitive population over the age of 64 according to the EPA's Environmental Justice demographic indicators.	4,392,000	Cleanup Construction	718 4TH ST	Anacortes	Skagit	40	48.521	-122.607
27	N/A	Integrated Planning Grants	Grant funding to develop plans to redevelop contaminated properties.	1,600,000	Integrated Planning Grants	Statewide	Statewide	Statewide	Statewide	Statewide	Statewide
28	N/A	Independent Remedial Action Grants	Grant funding to local governments who cleanup contaminated properties through Ecology's Voluntary Cleanup Program.	1,000,000	All	Statewide	Statewide	Statewide	Statewide	Statewide	Statewide
29	N/A	RAG Staff	Funding for the administration of the Remedial Action Grant Program. Administration includes writing all grant agreements; reviewing and approving all invoices related to the more than 90 active grant agreements. 5.18 FTEs are needed for grant administration, program evaluation, Central Budget Office capital support, and Agency administrative overhead.	1,478,000	All	Statewide	Statewide	Statewide	Statewide	Statewide	Statewide
30	N/A	EAGL	Maintenance of Ecology's Administration of Grants & Loans (EAGL) system.	65,000	All	Statewide	Statewide	Statewide	Statewide	Statewide	Statewide
<b>TOTAL</b>				<b>115,111,000</b>							



# 461 - Department of Ecology Capital Project Request

2023-25 Biennium

\*

Version: BI Biennial 2023-25 Initial

Report Number: CBS002

Date Run: 9/13/2022 11:36AM

Project Number: 40000474

Project Title: 2023-25 Reducing Diesel Greenhouse Gases(GHG) and Toxic Emissions

## Description

Starting Fiscal Year: 2024

Project Class: Grant - Pass Through

Agency Priority: 5

### Project Summary

Transportation is the largest source of climate pollution in Washington, accounting for nearly half of all greenhouse gas emissions in the state. An Ecology air pollution cancer risk study shows that diesel exhaust is responsible for 70 percent of Washington's airborne cancer risk (<https://fortress.wa.gov/ecy/publications/documents/0802032.pdf>). Diesel exhaust puts healthy people at greater risk for respiratory disease and worsens the health of people with asthma, heart, and lung disease. Tens of thousands of older, high-polluting diesel vehicles and pieces of equipment operate in Washington each year. For the 2023-25 biennium, the primary focus for this pass-through grant program will be to scrap and replace diesel school buses with zero emission buses. In addition to school bus replacement, pass-through grant funding will continue to support installation of idle reduction technology, diesel engine replacement, and other diesel vehicle replacement, especially in disproportionately impacted communities. Related to Puget Sound Action Agenda Implementation. (Model Toxics Control Capital Account)

### Project Description

#### What is the proposed project?

Ecology requests \$15.6 million in grant funding to reduce toxic emissions and greenhouse gases from diesel engines. Ecology will prioritize diesel emissions reduction in communities with populations that are at high health risk and that are already highly exposed to diesel pollution.

Over the last few years, both the Governor and Legislature have supported policies and initiatives designed to address climate change and improve public health by accelerating the transition from diesel to a zero emission transportation system. In 2020, the Legislature revised the state's long-term greenhouse gas emission reduction requirement to 95 percent below 1990 levels by 2050 (RCW 70A.45.020). Ecology previously set a target to reduce statewide toxic diesel particulate emissions to 3,100 tons annually by 2020. Aggressive action is needed on multiple fronts, including the reduction of diesel emissions, to meet both of these targets.

With this capital request, Ecology intends to expand the clean diesel program activities to address greenhouse gas emissions, in support of the state's emission reduction requirements, while continuing work to reduce toxic diesel emissions to protect Washington's most sensitive populations. The primary objective for this request will be to replace diesel school buses with zero emission buses, but grants will also continue to support idle reduction and diesel engine replacement projects. Zero emission buses include both electric school buses and hydrogen fuel cell buses. Zero emission vehicles do not produce the hazardous air emissions, or greenhouse gases that are harmful byproducts of combustion engines. In the past, this program focused on electric buses, but in this request, we are broadening the scope to include all zero emission technologies, instead of just electric buses, so that school districts can have maximum flexibility to select a technology that meets their needs.

This request will fund projects across Washington that reduce exposure to toxic diesel pollution among sensitive populations, including school children, school bus drivers, teachers, parents, and people with existing health problems that put them at increased risk. By investing in zero emission school buses, we are investing in a healthier future for students and their communities. This request will also help schools reduce their fuel and maintenance costs and offset the cost of transforming their fleet to zero emission buses.

#### Funding includes:

- Up to \$14 million to scrap and replace up to 45 older, diesel school buses with new zero emission school buses, including

# 461 - Department of Ecology Capital Project Request

2023-25 Biennium

\*

Version: BI Biennial 2023-25 Initial

Report Number: CBS002

Date Run: 9/13/2022 11:36AM

Project Number: 40000474

Project Title: 2023-25 Reducing Diesel Greenhouse Gases(GHG) and Toxic Emissions

## Description

associated charging infrastructure. The number of buses replaced reflects an increase for bus replacement costs and infrastructure costs over previous requests due to inflation and supply chain shortages.

- Matching funds for federal Diesel Emissions Reduction Act (DERA) projects and other projects to reduce greenhouse gases and toxic emissions from diesel engines for high health risk, high-exposure populations.

### Potential projects include:

- Scrapping and replacing publicly and privately owned diesel engines, vehicles, and equipment with zero emission equipment.

- Installing idle reduction technologies on existing diesel engines.

### **Program Details:**

#### Zero Emission School Bus Replacement

The primary objective for this request is to accelerate transformation of Washington's school bus fleet to zero emissions in support of the state's long-term greenhouse gas emission reduction requirements and improve public health by reducing toxic air emissions from diesel school buses.

More than four million Washingtonians live or work close to transportation corridors where they are exposed to high levels of toxic diesel exhaust (<https://fortress.wa.gov/ecy/publications/publications/0602022.pdf>). Large numbers of diesel engines operate in or near Washington's urban areas, transportation corridors, ports, and schoolyards. These diesel emission hotspots adversely impact sensitive and general populations, but especially disproportionately impacted communities and children.

Ecology and the Department of Health collaborated to develop a mapping tool that specifically identifies communities whose health has been disproportionately impacted by diesel emissions, the Diesel Pollution and Disproportionate Impact map (<https://fortress.wa.gov/doh/wtn/wtnibl/>). Ecology will use this tool to prioritize school bus electrification projects in areas identified as disproportionately impacted.

#### Leveraging Additional Federal Funds

Since 2005, Ecology's diesel retrofit and replacement programs have reduced 75 tons of toxic particulate emissions and 23,200 tons of greenhouse gases. We have leveraged over \$66 million of additional federal, local-public, and private funds in the form of matching contributions to our expanding portfolio of diesel emissions reduction grants (Department of Ecology Diesel Grant Records, 2005 to current).

The Environmental Protection Agency (EPA) provides additional federal funds to states that provide matching funds under the Diesel Emissions Reduction Act Program (State DERA). If Ecology provides a voluntary match equal to the base allocation offered by EPA, EPA will provide additional funding equal to fifty percent of the base allocation. This funding will be used for projects eligible under EPA's State DERA grant program guidelines. This funding will address emissions from types of diesel engines other than school buses and complement work under the Volkswagen (VW) settlement to reduce criteria pollutants and greenhouse gases. Ecology will work with EPA and local agency partners to identify and prioritize projects in disproportionately impacted communities associated with ports, freight distribution centers, rail yards, and transportation corridors.

# 461 - Department of Ecology Capital Project Request

2023-25 Biennium

\*

Version: BI Biennial 2023-25 Initial

Report Number: CBS002

Date Run: 9/13/2022 11:36AM

Project Number: 40000474

Project Title: 2023-25 Reducing Diesel Greenhouse Gases(GHG) and Toxic Emissions

## Description

### Why it Matters

According to Ecology's 2017 statewide emissions inventory, diesel engines emitted 3,930 tons of toxic diesel particulate emissions. Across the state, older, high-polluting vehicles and equipment are being replaced with newer, low-polluting vehicles and equipment as part of the natural diesel fleet turnover. However, this is not happening fast enough.

For 17 years, Ecology's clean diesel program has targeted high-polluting, heavy-duty diesel engines in areas disproportionately impacted by diesel emissions. Between 2005 and 2021, over \$103 million in pass-through funding to local entities helped reduce Washington's greenhouse gases and diesel particulate emissions (Department of Ecology Diesel Grant Records, 2005 to current). This program is nationally recognized as a leader in reducing diesel emissions, and since 2005 has:

- Installed retrofit emissions controls on more than 13,550 diesel engines.
- Scrapped and replaced 500 high-polluting diesel school buses with newer, cleaner ones.
- Scrapped and replaced 560 other old diesel vehicles and equipment with low emission models.
- Installed idle reduction technologies on more than 1,790 diesel engines.

### **What opportunity or problem is driving this request?**

Of the approximately 10,600 school buses operating in Washington this year, about 3,600 diesel school buses do not meet 2010 EPA's nitrogen oxide (NOx) emissions standards, and 1,840 do not meet current diesel particulate emissions standards for 2007 and older school bus engines.

As a result of Ecology's school bus electrification grant programs, Washington's school districts will have nearly 70 electric school buses in operation by the 2023-2024 school year (Department of Ecology Clean Diesel Grant Records 2022). While this is a significant accomplishment, Washington's school bus fleet is still far from meeting emissions standards and is less than one percent of the way toward full electrification.

Depending on size and type, electric school buses cost \$200,000 to \$260,000 more than a comparable diesel school bus, not including the associated charging infrastructure. Washington will potentially need approximately \$4 billion to fully electrify the state's entire school bus fleet. This investment is substantial and will require several years to complete. Transforming the state's school bus fleet to zero emissions without grant funding places an enormous financial strain on school district budgets. This request will reduce the financial burden faced by school districts by providing grant funding to replace old buses and close the gap between the cost of a zero emission school bus and a conventional diesel school bus. Electric buses require less maintenance than conventional diesel fueled buses, and with the high cost of diesel, transforming school bus fleets to zero emissions will significantly reduce school transportation operating costs.

Diesel exhaust is the state's highest risk toxic air pollutant. The International Agency for Research on Cancer has concluded that diesel exhaust is carcinogenic to humans. It contains fine particles, carcinogenic substances, black carbon, nitrogen oxides, and carbon dioxide. Fine particles, and the chemicals attached on the surface of those particles, increase the risk of serious heart and lung diseases and some cancers. Those particles also eventually fall to the ground in rain or dust and provide a way for toxic substances to get into stormwater and, ultimately, downstream water bodies, including Puget Sound. The nitrogen oxides contained in diesel exhaust react with other chemicals and sunlight in the atmosphere to create ozone – a toxic air pollutant known to cause serious adverse health effects. Carbon dioxide and black carbon emissions from diesel exhaust both contribute to climate change.

# 461 - Department of Ecology Capital Project Request

2023-25 Biennium

\*

Version: BI Biennial 2023-25 Initial

Report Number: CBS002

Date Run: 9/13/2022 11:36AM

Project Number: 40000474

Project Title: 2023-25 Reducing Diesel Greenhouse Gases(GHG) and Toxic Emissions

## Description

Widespread community exposure occurs when many engines operate or idle in concentrated areas. Communities clustered near major highways and road networks, which are more likely to be economically disadvantaged and people of color, are exposed to higher amounts of air pollution than people in other areas are. It is an important health and environmental justice concern for these communities and a high priority for Ecology to continue reducing these emissions.

Reducing children's exposure to diesel emissions is a high priority in both urban and rural areas. Although Ecology has made an initial investment to help Washington school districts purchase electric buses, additional funding is necessary to allow more districts to access electric buses, understand the performance characteristics and economics of operating electric buses, and plan for further electrification efforts.

In summary, this request will:

- Reduce emissions that cause climate change.
- Reduce public exposure to harmful toxic and carcinogenic pollutants.
- Reduce health care costs for Washington residents.
- Reduce deposition of harmful pollutants, protecting rivers, streams, lakes, and the Puget Sound.
- Reduce fuel use and equipment operating and maintenance costs.

### What are the specific benefits of this project?

This request will offset vehicle replacement costs and reduce maintenance and operation costs. It will provide real and immediate benefits to the most vulnerable members of our population, especially in areas that have been historically disproportionately impacted by diesel emissions. By investing in zero emission school buses, we are investing in a healthier future for students and their communities.

By prioritizing funding projects that serve disproportionately impacted communities, Ecology and state government will demonstrate a commitment to provide benefits to these underserved communities. Zero emission school buses driving through neighborhoods help to demonstrate the feasibility of transforming both public and private vehicles and equipment to zero emissions. This could help influence the children that ride zero emission school buses, the parents of these children, and the neighborhood communities to one day purchase zero emission vehicles.

Ecology will work with the Washington State Department of Health's Washington Tracking Network Tool to identify areas most at risk from diesel pollution and ozone, and prioritize grants in these areas. Reducing exposure to toxic chemicals in diesel exhaust significantly reduces public health risks, disease, and the related health care costs.

- The California Air Resources Board estimates that every one dollar spent toward diesel emission reductions saves three to eight dollars in health care and societal costs of diesel health impacts over a 15-year period ([https://ww3.arb.ca.gov/gmp/docs/gmerp33006\\_iwg.pdf](https://ww3.arb.ca.gov/gmp/docs/gmerp33006_iwg.pdf)).
- The Union of Concerned Scientists estimates that society receives nine to 16 dollars in public health and societal benefits for every one dollar spent on diesel emission reducing projects ([https://www.ucsusa.org/sites/default/files/2019-10/executive\\_summary.pdf](https://www.ucsusa.org/sites/default/files/2019-10/executive_summary.pdf)).

# 461 - Department of Ecology Capital Project Request

2023-25 Biennium

\*

Version: BI Biennial 2023-25 Initial

Report Number: CBS002

Date Run: 9/13/2022 11:36AM

Project Number: 40000474

Project Title: 2023-25 Reducing Diesel Greenhouse Gases(GHG) and Toxic Emissions

## Description

- EPA estimates that each federal dollar invested in clean diesel projects generates between five and 21 dollars in savings from public health benefits (<https://www.epa.gov/dera/diesel-emissions-reduction-act-dera-reports-congress>).

- A study in the Puget Sound region found that school districts that installed clean diesel retrofit technology in school buses experienced significant decreases in cases of pediatric bronchitis and asthma (<https://www.sciencedirect.com/science/article/abs/pii/S0167629611000701>).

The greatest benefits are achieved in areas where large concentrations of diesel engines are operated and idled, particularly in and around schools, hospitals, bus barns, ports, distribution centers, rail yards, and transportation corridors. Over the past several years, Ecology has retrofitted over 12,000 pre-2007 school buses and public sector diesel engines and vehicles with exhaust emission control technologies that capture toxic, fine particles during all modes of operation. Vehicles and equipment not suitable for exhaust retrofit have been scrapped and replaced. These projects have reduced emissions on each engine between 30 and 95 percent, depending on the age and type of engine. Most remaining engines are not suitable for exhaust retrofit and must be replaced with cleaner equipment and vehicles.

Idle reduction complements emission control systems and provides additional benefits. Idle reduction systems reduce toxic emissions and greenhouse gases by eliminating unnecessary engine idle time. They also cut fuel use and costs and reduce engine wear, which can extend the life of expensive diesel engines.

The state's clean diesel program was established in 2005 and has been instrumental in reducing statewide toxic diesel particulate emissions by over 50 percent as of 2016 (OFM Performance Measure 1007, 2018). Ecology will continue to work with local clean air agencies and fleet managers in Washington to implement additional retrofits and replace school buses and other eligible high-polluting diesel engines. This will reduce diesel particulate emissions to meet the current statewide diesel particulate emissions target of 3,134 tons annually.

This request will also provide economic benefits to the state by creating up to 23 jobs during the next two years based on Office of Financial Management estimates.

### What are the effects of non-funding?

If this request is not funded:

- Ecology would miss an opportunity to support the Governor's and Legislature's policies and initiatives to address climate change. In 2020, the Washington Legislature revised the state's long-term greenhouse gas emission reduction limit to 95 percent below 1990 levels by 2050.

- Ecology would fall further behind its diesel emission reduction targets. Ecology previously set a target to reduce statewide toxic diesel particulate emissions to 3,100 tons emitted annually by 2020. The state is currently not meeting the diesel particulate target, and aggressive action is needed to meet the state's new long-term greenhouse gas emission target.

- Costs to Washington from climate change are projected to exceed \$10 billion annually by the end of 2022 (<https://fortress.wa.gov/ecy/publications/documents/1201004.pdf>). This includes increased costs of healthcare and energy and expenditures and lost revenue from storm damage, coastal erosion, wildfires, drought, and other natural events. These costs are expected to continue increasing under a no-action or deferred action scenario.

- Ecology would miss an opportunity to apply funding as an important part of a state-level grant program to transform Washington's school bus fleet to zero emissions. Transforming the state's school bus fleet without grant funding places an enormous financial strain on school district budgets already challenged by the COVID-19 pandemic.

# 461 - Department of Ecology Capital Project Request

2023-25 Biennium

\*

Version: BI Biennial 2023-25 Initial

Report Number: CBS002

Date Run: 9/13/2022 11:36AM

Project Number: 40000474

Project Title: 2023-25 Reducing Diesel Greenhouse Gases(GHG) and Toxic Emissions

## Description

- Older, high-polluting diesel school bus engines would continue to generate toxic air pollutants for decades to come. This would affect our state's children who breathe 50 percent more air per pound of body weight than adults do. In addition, schools would continue to reinvest in new diesel powered school buses that will produce greenhouse gases for at least another 20 years.
- High-polluting diesel engines would continue to expose many sensitive populations to excessive levels of highly toxic diesel emissions.
- Ecology would miss an opportunity to reduce future health care costs. Failing to fund this request would cause ongoing levels of serious disease with associated preventable future health care and fleet operating costs of as much as \$75 million to \$315 million (EPA estimate of five to 21 dollars in savings from public health benefits per dollar invested).

### Why is this the best option or alternative?

Diesel equipment and vehicles tend to be extremely durable and are expensive to replace, upgrade, or retrofit, meaning that a highly-polluting diesel engine can remain in service for decades. This means that relying on natural fleet turnover to drive the transition to electric vehicles will take generations, leaving Washington little chance of meeting the greenhouse gas emission limits set by the Legislature and leaving communities across our state still exposed to toxic air pollution. Although electrification typically triples the cost of a standard diesel replacement, it is the only option to make the transformation to a zero emission economy and society.

Financial incentives encourage owners to upgrade, replace, retrofit, or supplement engines and engine operating systems to make them cleaner. This grant program will accelerate the introduction of advanced technology, leading to reduced emissions significantly sooner than under normal fleet turnover. It will also provide fleet operators with the operational and financial experience needed to continue the transition to zero emission vehicles.

### How will clients be affected and services change if this project is funded?

There is a potential need of approximately \$4 billion to electrify the entire state's school bus fleet. This investment is substantial and will require several years to complete. Transforming the school bus fleet to zero emissions without grant funding places an enormous financial strain on school district budgets.

This request will reduce the financial burden faced by school districts and local governments by providing grant funding to close the gap between the cost of zero emission vehicles and conventional diesel vehicles. This request will reduce the financial burden mainly by replacing diesel school buses with zero emission buses, but will also support idle reduction, diesel engine replacement, and diesel vehicle replacement with zero emission equipment.

### How is the request impacting equity in the state?

This request will focus grant funding on creating environmental benefits for overburdened communities and vulnerable populations, including reducing or eliminating environmental harms, creating community and population resilience, and improving the quality of life of overburdened communities and vulnerable populations by focusing grant awards along transportation corridors. More than four million Washingtonians live or work close to transportation corridors where they are exposed to high levels of toxic diesel exhaust (Ecology Clean Diesel Strategy 2008, Publication 06-02-022).

Large numbers of diesel engines operate in or near Washington's urban areas, ports, freight distribution centers, rail yards, schoolyards, and transportation corridors. These diesel emission hotspots adversely impact sensitive and general

# 461 - Department of Ecology Capital Project Request

2023-25 Biennium

\*

Version: BI Biennial 2023-25 Initial

Report Number: CBS002

Date Run: 9/13/2022 11:36AM

Project Number: 40000474

Project Title: 2023-25 Reducing Diesel Greenhouse Gases(GHG) and Toxic Emissions

## Description

populations, but especially disproportionately impacted communities and they remain a critical health issue that should be addressed quickly. Ecology and the Department of Health collaborated to develop a mapping Washington Tracking Network Diesel Pollution and Disproportionate Impact mapping tool to specifically identify geographical areas that have been disproportionately impacted by diesel emissions. Ecology will create grant opportunities for overburdened communities and vulnerable populations by scoring their applications higher during proposal reviews therefore prioritizing applications that are identified by the Department of Health mapping tool as highly impacted.

By investing in electric school buses, we are investing in a healthier future for students and their communities. Ecology's environmental justice goals are to reduce emission exposures to sensitive populations, including school children, school bus drivers, teachers, parents, and people with existing health problems that put them at increased risk. Ecology has set strategies and performance measures in Ecology's Air Quality Program 2020-2025 Strategic Plan that will track progress toward our emission reduction and environmental justice goals. Strategies assure competitive grants have guidelines and selection criteria that incorporate environmental justice concerns. Ecology's Strategic Plan also includes strategies to work with communities to identify areas disproportionately impacted by air pollution with existing social and economic barriers and work to understand community needs and provide assistance. Performance measures track air quality levels, tons of diesel emissions reduced, and numbers of diesel engines replaced or retrofitted with pollution control equipment.

In 2020, the Washington Legislature revised the state's long-term greenhouse gas emission reduction target to 95 percent below 1990 levels by 2050. Ecology previously set a target to reduce statewide toxic diesel particulate emissions to 3,100 tons emitted annually by 2020. The state is currently not meeting the diesel particulate target, and aggressive action is needed to meet the state's new long-term greenhouse gas emission target.

### What is the agency's proposed funding strategy for the project?

Ecology requests using the Model Toxics Control Capital Account for this grant program. Ecology will either grant funds directly to local governments or provide local governments with state contractors to perform these services.

The State Toxics Control Account and the State Building Construction Account have both funded these grants in past biennia. In 2019, the Legislature revised the Model Toxics Control Capital Account statute (RCW 70.105D.200) to authorize the account for diesel emission reduction grants and toxic air pollutant reduction programs.

Funding for this request includes \$20,000 to maintain and update the grant or loan applications in the agency systems.

### Are FTEs required to support this project?

This request will require a total of 2.30 FTEs to implement the clean diesel program, including evaluating client needs and solutions, soliciting applications, contracting with grant recipients, contracting with technology and service vendors, providing technical assistance, processing vendor/recipient payments, and closing grant awards. This level of FTEs has increased by 1.15 FTEs compared to the 2021-23 biennium.

In recent years, the clean diesel program has been staffed by 1.15 FTEs, but with significantly lower levels of pass-through funds to manage (\$1.8 million in 2015-17, \$1 million in 2017-19, and \$1.4 million in 2019-21). The pass-through funding level was increased significantly in the most recent biennium (\$15 million in 2021-23), and experience during this time has shown that the corresponding workload is unsustainable for a single staff position. This justifies the need to add an additional position.

Additional staffing will allow the clean diesel program to continue to play a critical role of educating and supporting school districts and other fleet operators through the process of transitioning to zero emission vehicles.

# 461 - Department of Ecology Capital Project Request

2023-25 Biennium

\*

Version: BI Biennial 2023-25 Initial

Report Number: CBS002

Date Run: 9/13/2022 11:36AM

Project Number: 40000474

Project Title: 2023-25 Reducing Diesel Greenhouse Gases(GHG) and Toxic Emissions

## Description

Please note, these FTEs support both this new appropriation and other related reappropriation projects under this capital program.

### How does the project support the agency and statewide results?

This request is essential to achieving the following Ecology goals:

- Goal 1: Support and Engage Our Communities, Customers, and Employees because it will provide funding to support communities disproportionately impacted by toxic diesel emissions.
- Goal 2: Reduce and Prepare for Climate Impacts because it will reduce fuel use and greenhouse gas emissions, such as black carbon and carbon dioxide that contribute to atmospheric warming and climate change.
- Goal 3: Prevent and Reduce Toxic Threats and Pollution because it will reduce toxic diesel emissions that include cancer causing fine particulates and poly aromatic hydrocarbons (PAHs).
- Goal 4: Protect and Manage our State's Waters because it will reduce pollutants emitted into the air that can be deposited onto surfaces that impact stormwater and runoff into the Puget Sound and other water bodies.

This request is essential to achieving the Governor's Results Washington Goal 3: Sustainable Energy and Clean Environment because it will focus on combating climate change by directly reducing statewide toxic diesel emissions and increasing the number of zero emission vehicles.

This request supports efforts under the Governor's Executive Order 18-02, Southern Resident Orca Recovery and Task Force through Ongoing Program OGP\_ECY32: Air - Reducing Toxic Woodstove Emissions.

This request also broadly implements the following recommended priority and action in the 2021 Governor's salmon strategy update:

- Strategic Priority: 1. Protect and restore vital salmon habitat
- Action: 4b. Reduce greenhouse gas emissions by 2050, expand carbon sequestration programs, and improve habitat conditions

This request also supports the Puget Sound Action Agenda implementation through Ongoing Program: OGP\_ECY43: Take aggressive, comprehensive and sustained action to reduce human-caused greenhouse gas emissions, with the goal of achieving net zero emissions by 2050, the Air Quality Vital Sign, and a number of Strategies, Desired Outcomes, and Actions included in the 2022-26 Action Agenda. See attachment A for a complete list of linkages between this request and the agenda.

### How will the other state programs or units of government be affected if this project is funded?

This request will benefit school districts and local governments by providing funds to transform diesel school buses to zero emission buses, install idle reduction technology and, in some cases, replace engines, vehicles, and equipment to reduce pollution and lower operating costs. Grant funds will focus on reducing diesel emissions in high health risk, high-exposure areas and for sensitive populations, including thousands of children who ride buses each year. School districts and local governments with limited resources will receive funds to make necessary equipment and vehicle upgrades that can save them money on fuel, maintenance, and capital equipment replacement costs.

## Proviso



461 - Department of Ecology  
 Capital Project Request

2023-25 Biennium

\*

Version: BI Biennial 2023-25 Initial

Report Number: CBS002

Date Run: 9/13/2022 11:36AM

Project Number: 40000474

Project Title: 2023-25 Reducing Diesel Greenhouse Gases(GHG) and Toxic Emissions

**Description**

No

**Project Type**

Grants

Grant Recipient Organization: Multiple entities.

RCW that establishes grant: None

**Application process used**

Grant awards will be made considering the viability of technology or program proposed, cost of the project, readiness to proceed, percent cost share, and estimated toxic and greenhouse gas emissions reduced as a result of the project. Ecology will also consider how the project will reduce exposure to sensitive populations (children, elderly, and those with existing disease), and economically disadvantaged communities. Ecology will utilize the Department of Health's Washington Tracking Network mapping tool to help prioritize those populations that have historically been disproportionately impacted by air pollution. Costs include maintenance and updates to the grant/loan applications in the agency's grant and loan system

**Growth Management impacts**

None

**Funding**

Acct Code	Account Title	Estimated Total	Expenditures		2023-25 Fiscal Period	
			Prior Biennium	Current Biennium	Reappropriations	New Appropriations
23N-1	MTC Capital Account-State	78,160,000				15,632,000
	<b>Total</b>	<b>78,160,000</b>	<b>0</b>	<b>0</b>	<b>0</b>	<b>15,632,000</b>
<b>Future Fiscal Periods</b>						
		<u>2025-27</u>	<u>2027-29</u>	<u>2029-31</u>	<u>2031-33</u>	
23N-1	MTC Capital Account-State	15,632,000	15,632,000	15,632,000	15,632,000	
	<b>Total</b>	<b>15,632,000</b>	<b>15,632,000</b>	<b>15,632,000</b>	<b>15,632,000</b>	

**Operating Impacts**

No Operating Impact

## **Attachment A**

### **Linkages to the Puget Sound Action Agenda**

This attachment provides additional supporting details for the following capital project request (CPR) as it relates to the Puget Sound 2022-2026 Action Agenda implementation.

**CPR Title:** 2023-25 Reducing Diesel Greenhouse Gases (GHG) and Toxic Emissions

#### **Strategies**

- 8. Prevent Pollution
- 19. GHG Reductions and Carbon Sequestration
- 26. Human Health

#### **Desired Outcomes**

- 2.1.1. Toxic hotspots where stormwater runoff or wastewater contain significant concentrations of numerous toxic chemicals reduced through improved source control and/or treatment.
- 4.1.1. Better understand and communicate the effects of climate change on Puget Sound.
- 4.2.1. Human-caused greenhouse gas emissions in Washington State reduced 95% below 2005 levels by 2050.
- 5.6.1. Levels and patterns of air pollution do not threaten Puget Sound communities or sensitive populations with adverse health outcomes.

#### **Actions**

- 40. Prioritize, prevent, and manage (regulations, permits, and incentives) chemicals of emerging concern
- 136. Develop and implement plans, regulations, and incentives to reduce greenhouse gas emissions from all sources, especially primary emitting sources (those that account for more than 16 percent of emissions) including land use and transportation; electricity; residential, commercial, and industrial building; and heating.
- 199. Limit people's exposures to harmful air pollution.

# 461 - Department of Ecology Capital Project Request

2023-25 Biennium

\*

Version: BI Biennial 2023-25 Initial

Report Number: CBS002

Date Run: 9/13/2022 3:38PM

Project Number: 4000606

Project Title: Improving Air Quality in Overburdened Communities Initiative

## Description

Starting Fiscal Year: 2024

Project Class: Grant - Pass Through

Agency Priority: 6

### Project Summary

Under section 3 of the Climate Commitment Act, RCW 70A.65.020 requires Ecology to take actions to reduce criteria air pollutant emissions in identified overburdened communities highly impacted by air pollution. These include emissions from both stationary and mobile/other impacting sources. To help meet these reduction requirements, Ecology is requesting funding to establish and implement a new grant program to incentivize the reduction of emissions from mobile and other impacting sources, which current data indicates is the major cause of criteria air pollution in many communities. The emission sources addressed through this grant program may include, but are not limited to, dust, outdoor burning, solvent use, and non-road vehicles. Based on discussions with stakeholders, Ecology plans to design the requested grant program structure and projects in coordination with the identified overburdened communities. (Air Quality and Health Disparities Improvement Account)

### Project Description

#### What is the proposed project?

Ecology is requesting \$11.4 million for the 2023-25 biennium to develop and begin implementing a new grant program to incentivize and support the reduction of criteria pollutant emissions in the identified overburdened communities highly impacted by air pollution.

Changes in climate pose serious threats to Washington's economy, public health, natural resources, and environment. In response to these threats, in 2021, the Legislature passed Engrossed Second Substitute Senate Bill (E2SSB PL) 5126 – Climate Commitment Act (CCA), which establishes a comprehensive program to reduce carbon pollution and achieve the greenhouse gas (GHG) limits set in state law. This law caps and reduces GHG emissions from the state's largest emitting sources and industries, allowing businesses to find the most efficient path to lower carbon emissions.

Under the law, Ecology's new cap and invest program will begin January 1, 2023 and set emissions allowance budgets that meet the GHG limits in RCW 70A.45.020. Initially, the cap and invest program will cover industrial facilities, certain fuel suppliers, in-state electricity generators, electricity importers, and natural gas distributors with annual greenhouse gas emissions above 25,000 metric tons of carbon dioxide equivalent. The program will expand to add waste-to-energy facilities on January 1, 2027, and certain landfills and railroad companies on January 1, 2031.

Covered entities must either reduce their emissions, or obtain allowances to cover any remaining emissions. Some utilities and industries will be issued free allowances, while other allowances will be auctioned. Proceeds from the auction of allowances must be used for clean energy transition and assistance, clean transportation, and climate resiliency projects that promote climate justice, including dedicating a minimum of 35 percent of funds toward overburdened communities, and a minimum of 10 percent toward tribal projects.

The CCA puts environmental justice and equity at the center of climate policy, ensuring that communities that bear the greatest burdens from air pollution today see cleaner, healthier air as the state cuts emissions of greenhouse gases and criteria pollutants. Funds from the auction of emission allowances will support new investments in climate resiliency programs, clean transportation, and addressing health disparities across the state.

To ensure the CCA achieves reductions in criteria pollutants as well as GHG emissions, section 3 of the Act (RCW 70A.65.020) requires Ecology to identify overburdened communities highly impacted by air pollution, expand air monitors in these areas to collect air quality data, and take actions, including regulatory, to reduce criteria air pollutant emissions in the identified overburdened communities highly impacted by air pollution.

# 461 - Department of Ecology Capital Project Request

2023-25 Biennium

\*

Version: BI Biennial 2023-25 Initial

Report Number: CBS002

Date Run: 9/13/2022 3:38PM

Project Number: 4000606

Project Title: Improving Air Quality in Overburdened Communities Initiative

## Description

Designated by the Environmental Protection Agency (EPA), criteria air pollutants include particle pollution, sulfur dioxide, ground-level ozone, nitrogen dioxide, carbon monoxide, and lead. Ecology is currently undergoing a robust public and technical process to identify the overburdened communities highly impacted by air pollution. Ecology anticipates this work should be completed by the end of 2022 and assumes monitors will be deployed immediately following throughout 2023.

Ecology is submitting an operating budget request titled, "AQ in Overburdened Communities" to support the setting of stricter standards for control technology used by stationary emission sources, but current data indicates many communities are also impacted by air pollution that comes from mobile/other impacting emission sources. To ensure we are meeting the legislative directive to reduce criteria pollutants from both stationary and mobile/other impacting sources, Ecology is proposing to establish and implement a new grant program to incentivize the reduction of emissions from mobile and other sources. These two approaches are necessary as current data indicates many of communities are also impacted by air pollution that comes from mobile and other impacting emission sources (e.g., residential). Both of these proposed approaches are necessary to reduce the overall criteria air pollution in identified overburdened communities.

Ecology intends to phase the design and implementation of this new grant program in over the next biennium. Starting in fiscal year 2024, Ecology will develop the structure of the program, including eligibility criteria, funding priorities, grant guidelines, the application, review, and scoring processes. As part of this development process, Ecology will lead a collaborative, inclusive outreach effort to solicit feedback from Tribes, local governments, and non-governmental organizations within these overburdened communities. We will also coordinated with the state's Environmental Justice (EJ) Council (based on legislative direction for the EJ council to provide recommendations on the distribution of funds from CCA auction proceeds) and other EJ stakeholders on recommendations for developing, implementing, and prioritizing projects and funding. Ecology will offer stipends for community and local entity engagement for the Tribes, local government, and/or non-governmental organizations within the community, starting in fiscal year 2024 and ongoing.

Once the program is established, Ecology will award grants beginning in fiscal year 2025. Ecology plans to identify grant projects in consultation with Tribes, local governments, non-governmental organizations and residents within these communities. These grant funded projects will focus on different emission sources based on the specific needs and situations facing the community applying for the grant. Criteria pollutants from mobile and other impacting sources addressed through this grant program may include, but are not limited to, dust (agricultural, construction, gravel roads, etc.), outdoor burning; agriculture, solvent use, non-road mobile equipment (e.g., Lawn equipment, portable electrical generators) and non-road vehicles (e.g., Port drayage trucks).

In addition, Ecology plans to offer funding through this program for mitigation efforts like air filters and educational outreach to help address the impact air pollution has on these communities. Staff supported through this request will provide administrative, project design, and outreach support to Tribes, local governments and non-governmental organizations within communities that may not currently have the capacity to implement these projects.

### What opportunity or problem is driving this request?

To ensure the CCA achieves reductions in criteria pollutants as well as GHG emissions, section 3 of the Act (RCW 70A.65.020) requires Ecology to take actions to reduce criteria air pollutant emissions in the identified overburdened communities highly impacted by air pollution. Under the law, Ecology is directed to identify overburdened communities highly impacted by air pollution, expand air monitors in these areas to collect air quality data, and take actions implement emission control strategies and methods needed to reduce criteria air pollutants in these communities.

Ecology is submitting an operating budget request titled, "AQ in Overburdened Communities" to support the setting of stricter standards for control technology used by stationary emission sources, but current data indicates many communities are also

# 461 - Department of Ecology Capital Project Request

2023-25 Biennium

\*

Version: BI Biennial 2023-25 Initial

Report Number: CBS002

Date Run: 9/13/2022 3:38PM

Project Number: 40000606

Project Title: Improving Air Quality in Overburdened Communities Initiative

## Description

impacted by air pollution that comes from mobile and other impacting emission sources, such as residential. To ensure we are meeting the legislative directive to reduce criteria pollutants from both stationary and mobile/other impacting sources, Ecology is proposing to establish and implement a new grant program to incentivize the reduction of emissions from mobile and other sources. These two approaches are necessary as current data indicates many of communities are also impacted by air pollution that comes from mobile and other impacting emission sources (e.g., residential). Both of these proposed approaches are necessary to reduce the overall criteria air pollution in identified overburdened communities.

### What are the specific benefits of this project?

This request will improve air quality and public health by reducing criteria air pollutants in the identified overburdened communities most impacted by air pollution. The Environmental Protection Agency (EPA) designated six air pollutants as criteria air pollutants (particle pollution, sulfur dioxide, ground-level ozone, nitrogen dioxide, carbon monoxide, lead) based on impacts to public health. The EPA sets national standards for criteria air pollutants based on criteria for health and welfare. Some of the health conditions related to criteria air pollutants include asthma, particularly childhood asthma, and chronic obstructive pulmonary disease (COPD).

### What are the effects of non-funding?

If this request is not funded, Ecology would not be able to fully implement Section 3 of the CCA. Not being able to undertake the new grant program focused on these communities would greatly reduce Ecology's ability to reduce criteria air pollutants and meet air quality targets set in these communities. Current data indicates the major cause of criteria air pollution in many communities comes from mobile and other impacting sources. Without the new grant program associated with this request, Ecology would be unable to support community-led projects to reduce criteria air pollution from these sources in these communities.

### Why is this the best option or alternative?

The proposed grant program is the best non-regulatory option to help reduce criteria air pollutant emissions in the identified overburdened communities highly impacted by air pollution because it will provide funding needed to incentive the reduction of emissions from mobile and other impacting sources. Without the funding provided through this request, an emitter may not have the ability, or willingness, to make changes needed to reduce these emissions.

Additionally, this grant program will differ from other existing grant programs because of its specific focus on overburdened communities under section 3 of the CCA. Other air pollution reduction grant programs are primarily focused on specific emission sources from a statewide perspective, and are not designed to target air quality disproportionate impacts in overburdened communities. This request will enable Ecology to work with and assist these identified communities in developing meaningful projects that improve the air quality in these communities.

### How will clients be affected and services change if this project is funded?

Current grant programs address specific solutions and/or areas in Washington, and some of these programs are focused on preventing federal nonattainment, reducing residential wood education on woodstove smoke and particulate pollution, and reducing motor vehicle emissions. Many of these competitive grants consider EJ elements as a part of the required scoring criteria. The proposed new grant program will not change existing grant programs, as these current grant programs have different purposes, selection criteria, and implementation structures. Communication around this proposed grant program will be coordinated with the existing grant programs for clarity for the recipients of both existing programs, as well as these new grants.

# 461 - Department of Ecology Capital Project Request

2023-25 Biennium

\*

Version: BI Biennial 2023-25 Initial

Report Number: CBS002

Date Run: 9/13/2022 3:38PM

Project Number: 4000606

Project Title: Improving Air Quality in Overburdened Communities Initiative

## Description

### How is the request impacting equity in the state?

This request will provide several benefits for communities disproportionately impacted by air pollution in Washington. The request prioritizes equity in design and implementation to meet the intent of the statute to address criteria air pollution in communities most impacted by air pollution.

The full pro-equity elements of this grant program are supported by the structure of the program. Ecology will work with communities to develop grant projects that reflect on-the-ground air quality needs. Staff requested will support communities that do not currently have the capacity to implement projects Ecology plans to work with the EJ Council and other EJ community organization leaders (based on existing legislative direction for the EJ Council to provide recommendations on distribution of CCA funds) to develop this grant program.

Ecology invited government-to-government consultation with Tribal nations on the section 3 implementation task of identifying overburdened communities highly impacted by air pollution in December 2021. We conducted two Tribal meetings, as well as public listening sessions in early 2022 about the process to identify the communities highly impacted by air pollution. We will continue to uphold responsibilities to Tribal consultation, collaboration, and Tribal justice.

### What is the agency's proposed funding strategy for the project?

Ecology requests the funding for this capital grant program from the Air Quality and Health Disparities Improvement Account, created under RCW 70A.65.280. Funding from this account is intended to improve air quality through the reduction of criteria pollutants and reduce health disparities in overburdened communities by improving health outcomes through the reduction or elimination of environmental harms and the promotion of environmental benefits.

### Are FTEs required to support this project?

This project requires a total of 4.89 FTEs to develop and implement non-regulatory emission reduction mechanisms. A lead Environmental Planner will provide oversight, manage implementation of the program, and supervise staff. Additional staff will build community partnerships, identify funding opportunities, and manage grants and contracts.

### How does the project support the agency and statewide results?

This request is essential to achieving the Governor's Results Washington Goal 3: Sustainable Energy and a Clean Environment and Ecology's Goal 3 - Prevent and Reduce Toxic Threats and Pollution because it will reduce criteria air pollutants in communities most impacted by air pollution.

This request is essential to achieving the Governor's Results Washington Goal 5: Effective, Efficient and Accountable Government and Ecology's Goal 1: Support and Engage our Communities, Customers, and Employees because it will support work to regularly seek feedback from the public, stakeholders, local government, and Tribal Nations.

This request is also essential to achieving:

- The Governor's Results Washington Goal 4 - Healthy and Safe Communities because it will prevent and reduce health problems linked to air pollution by reducing criteria air pollutants.

- Ecology's Goal 2 - Reduce and Prepare for Climate Impacts because it will support the work to meet the requirement of the CCA to evaluate impacts of the cap-and-invest program on criteria air pollution in communities most impacted by air pollution.

461 - Department of Ecology  
 Capital Project Request

2023-25 Biennium

\*

Version: BI Biennial 2023-25 Initial

Report Number: CBS002

Date Run: 9/13/2022 3:38PM

Project Number: 40000606

Project Title: Improving Air Quality in Overburdened Communities Initiative

**Description**

**How will the other state programs or units of government be affected if this project is funded?**

There may be minor impacts to the Washington Department of Health to coordinate any potential mitigation grants related to indoor air quality. There will be no major impacts to local clean air agencies. Minor impacts include coordinating with local clean air agencies for project outreach and communication.

**Proviso**

N/A

**Project Type**

Grants

Grant Recipient Organization: TBD

RCW that establishes grant: RCW 70A.65.280

**Application process used**

Grant staff requested in fiscal year 2024 would work with identified overburdened communities to determine appropriate projects and develop grant guidelines to award and distribute funding requested to begin in fiscal year 2025.

**Growth Management impacts**

Indeterminate

**Funding**

Acct Code	Account Title	Estimated Total	Expenditures		2023-25 Fiscal Period	
			Prior Biennium	Current Biennium	Reapprops	New Approps
26E-1	AirQualHeaDisplmpAcc-State	57,000,000				11,400,000
	<b>Total</b>	<b>57,000,000</b>	<b>0</b>	<b>0</b>	<b>0</b>	<b>11,400,000</b>

Acct Code	Account Title	Future Fiscal Periods			
		2025-27	2027-29	2029-31	2031-33
26E-1	AirQualHeaDisplmpAcc-State	11,400,000	11,400,000	11,400,000	11,400,000
	<b>Total</b>	<b>11,400,000</b>	<b>11,400,000</b>	<b>11,400,000</b>	<b>11,400,000</b>

**Operating Impacts**

**Total one time start up and ongoing operating costs**

Acct Code	Account Title	FY 2024	FY 2025	FY 2026	FY 2027	FY 2028
FTE	Full Time Employee	8.3	7.7	9.3	9.7	10.6
26B-1	Climate Invest Accou-State	1,245,491	1,233,726	1,357,234	1,434,528	2,936,431
	<b>Total</b>	<b>1,245,491</b>	<b>1,233,726</b>	<b>1,357,234</b>	<b>1,434,528</b>	<b>2,936,431</b>

461 - Department of Ecology  
Capital Project Request

2023-25 Biennium

\*

Version: BI Biennial 2023-25 Initial

Report Number: CBS002

Date Run: 9/13/2022 3:38PM

Project Number: 4000606

Project Title: Improving Air Quality in Overburdened Communities Initiative

## Operating Impacts

### Narrative

This capital project request is related to Ecology's operating budget, titled "AQ in Overburdened Communities" to support the setting of stricter standards for control technology used by stationary emission sources, but current data indicates many communities are also impacted by air pollution that comes from mobile and other impacting emission sources, such as residential. To ensure we are meeting the legislative directive to reduce criteria pollutants from both stationary and mobile/other impacting sources, Ecology is proposing to establish and implement a new grant program to incentivize the reduction of emissions from mobile and other sources. These two approaches are necessary as current data indicates many of communities are also impacted by air pollution that comes from mobile and other impacting emission sources (e.g., residential). Both of these proposed approaches are necessary to reduce the overall criteria air pollution in identified overburdened communities.



# 461 - Department of Ecology Capital Project Request

2023-25 Biennium

\*

Version: BI Biennial 2023-25 Initial

Report Number: CBS002

Date Run: 9/12/2022 9:49AM

Project Number: 40000480

Project Title: 2023-25 Affordable Housing Cleanup Grant Program

## Description

Starting Fiscal Year: 2024

Project Class: Grant

Agency Priority: 12

### Project Summary

Washington is in dire need of affordable housing across the state. The 2019 Annual Report of the Affordable Housing Advisory Board (<https://www.commerce.wa.gov/wp-content/uploads/2020/03/2019-AHAB-Annual-Report.pdf>) notes that housing supply and affordability affect all Washington communities, and rent prices are growing faster than low and middle incomes. A key factor is land availability. Whether in an urban or rural setting, contamination or suspicion of contamination drives up the costs of housing development. This request will fund brownfield site cleanups by public, nonprofit, or private developers proposing to redevelop the sites for affordable housing. Funding this program will invest in a social good (housing) beyond the traditional economic good of brownfield redevelopment for commercial and industrial purposes. Related to Puget Sound Action Agenda Implementation. (Model Toxics Control Capital Account)

### Project Description

#### What is the proposed project?

Ecology is requesting \$12,259,000 for the Affordable Housing Cleanup Grant Program (AHCGP). Through AHCGP, Ecology offers grants to public, nonprofit, and private entities intending to remediate brownfields to develop affordable housing. This program will support the Governor's priorities on housing and homelessness.

Ecology reviewed the projects to confirm they are ready to proceed according to the Model Toxics Control Act (MTCA) regulatory process, which informs project prioritization. Ecology's Toxics Cleanup Program guides all cleanup projects through MTCA's regulatory process and requirements, including those seeking state capital budget funding. MTCA requires all cleanup projects proceed through the following phases:

1. Assessment: All projects are prioritized based on human health and environmental risks. Cleanup projects address risks from exposure to contaminated soil, groundwater, surface water, sediment, or air. These exposures pose human health risks from contacting contaminated soils, drinking polluted water, consuming fish and shellfish, inhaling toxic vapors, or a combination of the above.
2. Remedial Investigation: Remedial investigations define the nature, extent, and magnitude of contamination on all projects.
3. Feasibility Study: Feasibility studies are conducted on all projects and include alternative analysis, cost-benefit analysis, long-term or life-cycle cost analysis, and cleanup technology preferences.
4. Cleanup Action Plan: Based on the remedial investigation and feasibility study, a cleanup action plan is developed that describes the selected cleanup action, the standards it must meet, monitoring requirements, and schedule – including any time-critical elements.
5. Comment: The public is encouraged to review and comment on the projects' investigations, feasibility studies, and cleanup plans during public comment periods.
6. Cleanup: Design, construction, operations, and monitoring the cleanup. A cleanup is complete when Ecology determines cleanup standards have been met. This phase includes projects that are ready to proceed, are in construction, have permits or are in the permitting process, where design is complete or underway, or are under contract.

Eligible projects were scored according to the published guidance (<https://apps.ecology.wa.gov/publications/SummaryPages/2209048.html>). Criteria includes:

# 461 - Department of Ecology Capital Project Request

2023-25 Biennium

\*

Version: BI Biennial 2023-25 Initial

Report Number: CBS002

Date Run: 9/12/2022 9:49AM

Project Number: 40000480

Project Title: 2023-25 Affordable Housing Cleanup Grant Program

## Description

1. Faster cleanup and readiness to proceed (15 percent) – considers project timeline, availability of other funds for the redevelopment project, and other related factors.
2. Improvement of human health and the environment (15 percent) – evaluates the use of green remediation technologies, extent of the contamination, and other related factors.
3. Equitable distribution of funds (20 percent) – considers project location and whether the community has a high risk for environmental health disparities.
4. Investment in the community (50 percent) - project ability to demonstrate a community investment. For example:
  - Projects in communities at higher risks for displacement and higher levels of unaffordability.
  - Projects that demonstrate they are providing the type of affordable housing needed in the communities they serve.
  - Projects with proximity to basic services and amenities, such as the availability of mass transit and community services.

### What opportunity or problem is driving this request?

Dedicated funding for the AHCGP will allow Ecology to work directly with affordable housing developers on cleanup projects. Engrossed Substitute Senate Bill 5993 (MTCA Reform) in 2019 included language that explicitly allows for “providing grants to persons intending to remediate contaminated real property for development of affordable housing”.

This request will eliminate barriers and limitations in Ecology’s current cleanup funding programs so that more properties can be cleaned up to make places for affordable housing.

### What are the specific benefits of this project?

Many areas of Washington are experiencing a housing crisis. The region’s economy and population growth bring many benefits to the state, but together they have driven up rent and home prices and property taxes. See the 2019 Annual Report of the Affordable Housing Advisory Board (<https://www.commerce.wa.gov/wp-content/uploads/2020/03/2019-AHAB-Annual-Report.pdf>).

Ecology is in a unique position to contribute to a solution by addressing one of the main drivers of cost – land availability. Connecting contaminated site cleanups to redevelopment of those sites into affordable housing projects preserves neighborhoods, provides housing for working families, and invests in Washington’s communities.

This request will also provide economic benefits to the state by creating up to 70 jobs during the next two years based on Office of Financial Management estimates.

### What are the effects of non-funding?

The need for affordable housing throughout Washington State continues to grow. Not funding this request could leave projects on contaminated sites, or brownfields, without the funds to conduct due diligence, planning, and cleanup work necessary to reach an affordable housing end use.

### Why is this the best option or alternative?

# 461 - Department of Ecology Capital Project Request

2023-25 Biennium

\*

Version: BI Biennial 2023-25 Initial

Report Number: CBS002

Date Run: 9/12/2022 9:49AM

Project Number: 40000480

Project Title: 2023-25 Affordable Housing Cleanup Grant Program

## Description

This is the best alternative because it continues the legislative support for this program over the last three budget cycles. The state already provides funding to build affordable housing through Commerce's Housing Trust Fund and other housing-related programs. However, suitable and available locations for affordable housing are scarce. Funding this request will reduce a costly barrier to affordable housing development – the investigation and remediation costs associated with a cleaning up a contaminated or brownfield site so it can be redeveloped for affordable housing.

### How will clients be affected and services change if this project is funded?

The Healthy Housing Remediation Program was the pilot version of the new competitive AHCGP. Both the pilot and the current program focus on providing funding for the express purpose of site cleanup to develop affordable housing. The pilot program was in its testing phase for three budget cycles, starting in the 2017-19 biennium, which allowed us to learn and gain experience to refine the program and its requirements to ensure the intended outcome of affordable housing.

Input from stakeholders during the development of the AHCGP competitive cleanup grant program leading up to the solicitation of projects in February 2022 was critical, and will continue to be as we move into developing the solicitation for the planning grants. The solicitation for AHCGP planning grants is scheduled for summer 2023, and will help grant recipients conduct due diligence, outreach, and planning work on sites being considered for affordable housing.

Funding both the cleanup and planning grants will help reduce financial barriers for cleaning up contaminated sites and brownfields for the final use of affordable housing. Providing this financial support increases the viability of affordable housing projects by reducing the associated cleanup and planning costs prior to development.

### How is the request impacting equity in the state?

Ecology is including environmental justice considerations when selecting AHCGP projects. Those considerations include additional scoring for projects located in a "highly impacted community," defined as a community Ecology has determined is likely to bear a disproportionate burden of public health risks from environmental pollution (WAC 173-322A-100 [24]).

Ecology currently identifies a highly impacted community for the AHCGP as one where:

- The census tract scores a rank of 9 or 10 on the Environmental Health Disparities Map maintained by the Department of Health. The environmental health disparities index considers 19 indicators that include environmental exposures and effects as well as sensitive populations and socioeconomic factors.

OR

- The site is located in the 80th percentile or higher for people of color or low-income populations according to demographic indicators from the Environmental Protection Agency's (EPA) Environmental Justice Screening and Mapping tool (EJSCREEN).

A grant application that demonstrates the project is located in an area that meets the criteria above will receive additional points added to their score.

Ecology has also integrated other environmental justice principles throughout the AHCGP evaluation criteria to prioritize the following:

- Projects in communities at higher risk of displacement and higher levels of unaffordability. Ecology asks applicants to use

# 461 - Department of Ecology Capital Project Request

2023-25 Biennium

\*

Version: BI Biennial 2023-25 Initial

Report Number: CBS002

Date Run: 9/12/2022 9:49AM

Project Number: 40000480

Project Title: 2023-25 Affordable Housing Cleanup Grant Program

## Description

the Washington Tracking Network Environmental Health Disparities Map to identify the risk of unaffordable housing within an area. Applicants are also encouraged to submit additional supporting data where they have more localized data sources, such as the displacement risk map for the Puget Sound region.

- Projects that demonstrate ability to provide the type of affordable housing needed in the communities served. Ecology asks applicants to detail the long-term vision of the project and highlight alignment with the local government vision.

- Projects with proximity to basic services and amenities, such as the availability of mass transit and community services. Ecology asks applicants to list the distance from the proposed affordable housing project to mass transit and other community services.

By including questions that focus on the needs and characteristics of the community, Ecology aims to fund projects that will help reduce displacement. Many of the places that have suspicion of or confirmed contamination are places where disadvantaged communities are able to afford housing as Washington's economy has grown.

Reducing cleanup costs has the following impacts:

- The cost of development does not increase due to an expensive environmental cleanup, so lower rent prices can be maintained.

- Protects current residents and communities from potential displacement pressures due to gentrification and high cost of the new development.

Ecology also intends to encourage and fund, through the planning grants, community involvement. Early community involvement allows the community to provide input on the proposed affordable housing development and potentially influence decisions regarding the number of affordable housing units and level of affordability needed within a community.

### What is the agency's proposed funding strategy for the project?

Ecology requests funding from the MTCA Capital Account for this grant program. Using MTCA Capital Account funds is consistent with the amendment to Engrossed Substitute Senate Bill 5993 (MTCA Reform) that explicitly allows for "providing grants to persons intending to remediate contaminated real property for development of affordable housing".

In even-numbered years, Ecology is required to provide the Legislature with a comprehensive report, the Model Toxics Control Act Capital Account Ten-Year Financing Report. Ecology produces this report in coordination with local governments that have cleanup responsibilities. The report identifies the projected financial needs to clean up contaminated sites that are eligible for funding from the MTCA Capital Account and describes how we plan to spend funds to clean up sites in the upcoming biennium and the next ten years. The "Model Toxics Control Act Capital Account: Ten-Year Financing Report 2020" is available here: <https://apps.ecology.wa.gov/publications/SummaryPages/2009060.html>.

Its companion report, the Model Toxics Control Accounts Biennial Report of Expenditures, describes how cleanup funds were spent over the previous biennium. Ecology produces this report in odd-numbered years. Find the 2019-21 biennial report online at <https://apps.ecology.wa.gov/publications/summarypages/2109043.html>

Funding for this project includes \$70,000 to develop, maintain, and update the grant or loan applications in the agency systems.

### Are FTEs required to support this project?

# 461 - Department of Ecology Capital Project Request

2023-25 Biennium

\*

Version: BI Biennial 2023-25 Initial

Report Number: CBS002

Date Run: 9/12/2022 9:49AM

Project Number: 40000480

Project Title: 2023-25 Affordable Housing Cleanup Grant Program

## Description

No FTEs are required as part of this request. Staff were provided in the 2022 supplemental operating budget to support this capital program during the 2023-25 biennium.

### How does the project support the agency and statewide results?

This request is essential to achieving Ecology's Goal 1: Support and Engage our Communities, Customers, and Employees because it will provide funding to clean up properties that will be developed into affordable housing.

This request is also essential to achieving Ecology's Goal 3 Prevent and Reduce Toxic Threats and Pollution and the Governor's Results Washington Goal 4, Healthy and Safe Communities because it will clean up contaminated sites to protect human health and the environment.

This request is essential to achieving the following Governor's Results Washington goals:

- Results Washington Goal 3: Sustainable Energy and a Clean Environment because it will clean up and manage contaminated sites that pose threats to public health, the environment, groundwater, and fish and wildlife resources.

- Results Washington Goal 2: Prosperous Economy because it will create and support jobs and make it possible to redevelop previously contaminated land to support economic growth in communities.

This request is essential to supporting Governor Inslee's Executive Order 18-22, Southern Resident Killer Whale Recovery and Task Force because it will reduce legacy toxic contaminants. This contamination is one of the three primary factors threatening the Southern Resident population.

- 31. Reduce stormwater threats and accelerate cleanup to toxics harmful to orcas.

This request also supports Puget Sound Action Agenda implementation through Ongoing Program OGP\_ECY 20: Toxic Cleanup Program - Cleaning up priority bays in Puget Sound and is linked to the following Vital Signs, Strategies, Desired Outcomes, and Actions:

#### Vital Signs

- Vital Signs - Marine Water and Toxics in Aquatic Life: Toxic chemicals are one of the local human-caused stressors on the Puget Sound. By cleaning up contaminated sites, it reduces the toxic threats that can be washed into the Puget Sound.

#### Strategies

- 10 - Stormwater Runoff and Legacy Contamination: Cleaning up legacy contamination will prevent the spread of contamination and improves the local landscape.

#### Desired Outcomes – Reduce Toxic Chemicals

- 2.1.1 and 2.1.4: By removing the contamination through remediation the contaminants will no longer be a threat to human health and the environment, including the Puget Sound through runoff.

#### Actions

- 33 - Incentivize redevelopment in areas associated with high loads of toxic chemicals.

461 - Department of Ecology  
 Capital Project Request

2023-25 Biennium

\*

Version: BI Biennial 2023-25 Initial

Report Number: CBS002

Date Run: 9/12/2022 9:49AM

Project Number: 40000480

Project Title: 2023-25 Affordable Housing Cleanup Grant Program

**Description**

- 41 - Find and fix toxic hotspots (information, planning, education, funding, and implementation).

**How will the other state programs or units of government be affected if this project is funded?**

Ecology and the Department of Commerce have worked together for the past several years to further the state's interest in finding new ways to support affordable housing development by leveraging cleanup money. The current funding request will continue those collaborative efforts. Local governments and communities will be positively affected as contaminated sites are returned to use, benefiting the local economy, and increasing affordable housing.

**Proviso**

No

**Location**

City: Statewide

County: Statewide

Legislative District: 098

**Project Type**

Grants

**Grant Recipient Organization:** Multiple entities

**RCW that establishes grant:** RCW 70A.305.190(4)(a)(iv)

**Application process used**

Project solicitation. (1) Biennially, Ecology will solicit project proposals from local governments to develop its budget and update the MTCA Ten-Year Financing Plan for the Affordable Housing Grant Program. (2) Legislative Action. Projects are ranked and included in Ecology's budget for legislative action. (3) Finalize application. Once the budget is passed by the Legislature, recipients are notified and required to work with Ecology to complete any additional application information and submit the information on electronic forms provided by Ecology.

**Growth Management impacts**

N/A

**Funding**

Acct Code	Account Title	Estimated Total	Expenditures		2023-25 Fiscal Period	
			Prior Biennium	Current Biennium	Reapprops	New Approps
23N-1	MTC Capital Account-State	52,259,000				12,259,000
	<b>Total</b>	<b>52,259,000</b>	<b>0</b>	<b>0</b>	<b>0</b>	<b>12,259,000</b>

Acct Code	Account Title	Future Fiscal Periods			
		2025-27	2027-29	2029-31	2031-33
23N-1	MTC Capital Account-State	10,000,000	10,000,000	10,000,000	10,000,000
	<b>Total</b>	<b>10,000,000</b>	<b>10,000,000</b>	<b>10,000,000</b>	<b>10,000,000</b>

**Operating Impacts**

No Operating Impact

# 461 - Department of Ecology Capital Project Request

2023-25 Biennium

\*

Version: BI Biennial 2023-25 Initial

Report Number: CBS002

Date Run: 9/12/2022 9:49AM

Project Number: 40000480

Project Title: 2023-25 Affordable Housing Cleanup Grant Program

## Operating Impacts

## SubProjects

SubProject Number: 40000482

SubProject Title: Opportunity Center at Othello Square

Starting Fiscal Year: 2024

Project Class: Grant

Agency Priority: 12

### Project Summary

Washington is in dire need of affordable housing across the state. The 2019 Annual Report of the Affordable Housing Advisory Board (<https://www.commerce.wa.gov/wp-content/uploads/2020/03/2019-AHAB-Annual-Report.pdf>) notes that housing supply and affordability affect all Washington communities, and rent prices are growing faster than low and middle incomes. A key factor is land availability. Whether in an urban or rural setting, contamination or suspicion of contamination drives up the costs of housing development. This request will fund brownfield site cleanups by public, nonprofit, or private developers proposing to redevelop the sites for affordable housing. Funding this program will invest in a social good (housing) beyond the traditional economic good of brownfield redevelopment for commercial and industrial purposes. Related to Puget Sound Action Agenda Implementation. (Model Toxics Control Capital Account)

### Project Description

The Opportunity Center at Othello Square is a transit-oriented, mixed-use, affordable housing development in Seattle. The new construction development will provide 230 residential units disbursed among six floors of residential units over 22,000SF of community space located on the ground floor. Upon completion, the property will provide 185 (~80%) affordable units with rents set between 40%-80% Area Median Income. In 2017, a Phase II Environmental Site Assessment of the subject property was completed to further investigate the soil and groundwater conditions on the parcel after which contaminants were identified. The requested funds will assist with the execution of the remediation plan prepared in 2019.

### Location

City: Seattle

County: King

Legislative District: 037

### Project Type

Grants

Grant Recipient Organization: Multiple entities

RCW that establishes grant: RCW 70A.305.190(4)(a)(iv)

### Application process used

Project solicitation. (1) Biennially, Ecology will solicit project proposals from local governments to develop its budget and update the MTCA Ten-Year Financing Plan for the Affordable Housing Grant Program. (2) Legislative Action. Projects are ranked and included in Ecology's budget for legislative action. (3) Finalize application. Once the budget is passed by the Legislature, recipients are notified and required to work with Ecology to complete any additional application information and submit the information on electronic forms provided by Ecology.

### Growth Management impacts

N/A

461 - Department of Ecology  
 Capital Project Request

2023-25 Biennium

\*

Version: BI Biennial 2023-25 Initial

Report Number: CBS002

Date Run: 9/12/2022 9:49AM

Project Number: 40000480

Project Title: 2023-25 Affordable Housing Cleanup Grant Program

**SubProjects**

SubProject Number: 40000482

SubProject Title: Opportunity Center at Othello Square

<u>Funding</u>		<u>Expenditures</u>			<u>2023-25 Fiscal Period</u>		
<u>Acct Code</u>	<u>Account Title</u>	<u>Estimated Total</u>	<u>Prior Biennium</u>	<u>Current Biennium</u>	<u>Reapprops</u>	<u>New Approps</u>	
23N-1	MTC Capital Account-State	1,604,000				1,604,000	
	<b>Total</b>	<b>1,604,000</b>	<b>0</b>	<b>0</b>	<b>0</b>	<b>1,604,000</b>	
		<u>Future Fiscal Periods</u>					
		<u>2025-27</u>	<u>2027-29</u>	<u>2029-31</u>	<u>2031-33</u>		
23N-1	MTC Capital Account-State						
	<b>Total</b>	<b>0</b>	<b>0</b>	<b>0</b>	<b>0</b>		

Operating Impacts

No Operating Impact

SubProject Number: 40000483

SubProject Title: 35th St Landfill

Starting Fiscal Year: 2024

Project Class: Grant

Agency Priority: 12

**Project Summary**

Washington is in dire need of affordable housing across the state. The 2019 Annual Report of the Affordable Housing Advisory Board (<https://www.commerce.wa.gov/wp-content/uploads/2020/03/2019-AHAB-Annual-Report.pdf>) notes that housing supply and affordability affect all Washington communities, and rent prices are growing faster than low and middle incomes. A key factor is land availability. Whether in an urban or rural setting, contamination or suspicion of contamination drives up the costs of housing development. This request will fund brownfield site cleanups by public, nonprofit, or private developers proposing to redevelop the sites for affordable housing. Funding this program will invest in a social good (housing) beyond the traditional economic good of brownfield redevelopment for commercial and industrial purposes. Related to Puget Sound Action Agenda Implementation. (Model Toxics Control Capital Account)

**Project Description**

The purpose of this project is to remediate contamination on a brownfields property in Tacoma to allow for the development of 80-100 affordable housing units, of which 100% will be affordable below 60% Area Median Income. Given the nature of the site's former use as a landfill, the clean up must be conducted in a manner that it is protective of human health and the environment and adequate for future residential use. Ecology requests funding to conduct an updated remedial investigation, feasibility study, cleanup construction, and engineering design on the contaminated site.

**Location**

City: Tacoma

County: Pierce

Legislative District: 027



461 - Department of Ecology  
 Capital Project Request

2023-25 Biennium

\*

Version: BI Biennial 2023-25 Initial

Report Number: CBS002

Date Run: 9/12/2022 9:49AM

Project Number: 40000480

Project Title: 2023-25 Affordable Housing Cleanup Grant Program

**SubProjects**

**Project Type**

SubProject Number: 40000483

SubProject Title: 35th St Landfill

**Project Type**

Grants

Grant Recipient Organization: Multiple entities

RCW that establishes grant: RCW 70A.305.190(4)(a)(iv)

**Application process used**

Project solicitation. (1) Biennially, Ecology will solicit project proposals from local governments to develop its budget and update the MTCA Ten-Year Financing Plan for the Affordable Housing Grant Program. (2) Legislative Action. Projects are ranked and included in Ecology's budget for legislative action. (3) Finalize application. Once the budget is passed by the Legislature, recipients are notified and required to work with Ecology to complete any additional application information and submit the information on electronic forms provided by Ecology.

**Growth Management impacts**

N/A

**Funding**

Acct Code	Account Title	Estimated Total	Expenditures		2023-25 Fiscal Period	
			Prior Biennium	Current Biennium	Reappropriations	New Appropriations
23N-1	MTC Capital Account-State	3,985,000				3,985,000
	<b>Total</b>	<b>3,985,000</b>	<b>0</b>	<b>0</b>	<b>0</b>	<b>3,985,000</b>

**Future Fiscal Periods**

Acct Code	Account Title	2025-27	2027-29	2029-31	2031-33
		23N-1	MTC Capital Account-State	0	0
	<b>Total</b>	<b>0</b>	<b>0</b>	<b>0</b>	<b>0</b>

**Operating Impacts**

No Operating Impact

SubProject Number: 40000484

SubProject Title: Pioneer Belmont 2

# 461 - Department of Ecology Capital Project Request

2023-25 Biennium

\*

Version: BI Biennial 2023-25 Initial

Report Number: CBS002

Date Run: 9/12/2022 9:49AM

Project Number: 40000480

Project Title: 2023-25 Affordable Housing Cleanup Grant Program

## SubProjects

SubProject Number: 40000484

SubProject Title: Pioneer Belmont 2

Starting Fiscal Year: 2024

Project Class: Grant

Agency Priority: 12

### Project Summary

Washington is in dire need of affordable housing across the state. The 2019 Annual Report of the Affordable Housing Advisory Board (<https://www.commerce.wa.gov/wp-content/uploads/2020/03/2019-AHAB-Annual-Report.pdf>) notes that housing supply and affordability affect all Washington communities, and rent prices are growing faster than low and middle incomes. A key factor is land availability. Whether in an urban or rural setting, contamination or suspicion of contamination drives up the costs of housing development. This request will fund brownfield site cleanups by public, nonprofit, or private developers proposing to redevelop the sites for affordable housing. Funding this program will invest in a social good (housing) beyond the traditional economic good of brownfield redevelopment for commercial and industrial purposes. Related to Puget Sound Action Agenda Implementation. (Model Toxics Control Capital Account)

### Project Description

The requested funds will be used to clean up known contaminants to allow for the development of a new 120 unit affordable housing apartment building in Seattle's Capitol Hill neighborhood. Pioneer Belmont 2 will be the next offering from Pioneer Human Services affordable housing development team, and be built adjacent to, and supportive of, its last development, Aspen Terrace. It is expected that Pioneer Belmont 2 will serve mostly 50 and 60 percent median income tenants. Pioneer participated in the cleanup of an adjacent parcel in 1996, to the west and downgrade from the property. The cleanup uncovered contamination caused by the release of heating oil, which was determined to come from a previously decommissioned 800-gallon underground tank. Pioneer managed the decommissioning, shortly after they acquired the property in 1996.

### Location

City: Seattle

County: King

Legislative District: 043

### Project Type

Grants

Grant Recipient Organization: Multiple entities

RCW that establishes grant: RCW 70A.305.190(4)(a)(iv)

### Application process used

Project solicitation. (1) Biennially, Ecology will solicit project proposals from local governments to develop its budget and update the MTCA Ten-Year Financing Plan for the Affordable Housing Grant Program. (2) Legislative Action. Projects are ranked and included in Ecology's budget for legislative action. (3) Finalize application. Once the budget is passed by the Legislature, recipients are notified and required to work with Ecology to complete any additional application information and submit the information on electronic forms provided by Ecology.

### Growth Management impacts

N/A

461 - Department of Ecology  
 Capital Project Request

2023-25 Biennium

\*

Version: BI Biennial 2023-25 Initial

Report Number: CBS002

Date Run: 9/12/2022 9:49AM

Project Number: 40000480

Project Title: 2023-25 Affordable Housing Cleanup Grant Program

**SubProjects**

SubProject Number: 40000484

SubProject Title: Pioneer Belmont 2

<u>Funding</u>		<u>Expenditures</u>			<u>2023-25 Fiscal Period</u>	
<u>Acct Code</u>	<u>Account Title</u>	<u>Estimated Total</u>	<u>Prior Biennium</u>	<u>Current Biennium</u>	<u>Reapprops</u>	<u>New Approps</u>
23N-1	MTC Capital Account-State	5,000,000				5,000,000
<b>Total</b>		<b>5,000,000</b>	<b>0</b>	<b>0</b>	<b>0</b>	<b>5,000,000</b>
<u>Future Fiscal Periods</u>						
		<u>2025-27</u>	<u>2027-29</u>	<u>2029-31</u>	<u>2031-33</u>	
23N-1	MTC Capital Account-State					
<b>Total</b>		<b>0</b>	<b>0</b>	<b>0</b>	<b>0</b>	

Operating Impacts

No Operating Impact

SubProject Number: 40000485

SubProject Title: Planning Projects

Starting Fiscal Year: 2024

Project Class: Grant

Agency Priority: 12

**Project Summary**

Washington is in dire need of affordable housing across the state. The 2019 Annual Report of the Affordable Housing Advisory Board (<https://www.commerce.wa.gov/wp-content/uploads/2020/03/2019-AHAB-Annual-Report.pdf>) notes that housing supply and affordability affect all Washington communities, and rent prices are growing faster than low and middle incomes. A key factor is land availability. Whether in an urban or rural setting, contamination or suspicion of contamination drives up the costs of housing development. This request will fund brownfield site cleanups by public, nonprofit, or private developers proposing to redevelop the sites for affordable housing. Funding this program will invest in a social good (housing) beyond the traditional economic good of brownfield redevelopment for commercial and industrial purposes. Related to Puget Sound Action Agenda Implementation. (Model Toxics Control Capital Account)

**Project Description**

Early phase projects based on due diligence and investigations

**Location**

City: Statewide

County: Statewide

Legislative District: 098

**Project Type**

Grants

461 - Department of Ecology  
 Capital Project Request

2023-25 Biennium

\*

Version: BI Biennial 2023-25 Initial

Report Number: CBS002

Date Run: 9/12/2022 9:49AM

Project Number: 40000480

Project Title: 2023-25 Affordable Housing Cleanup Grant Program

**SubProjects**

SubProject Number: 40000485

SubProject Title: Planning Projects

Grant Recipient Organization: Multiple entities

RCW that establishes grant: RCW 70A.305.190(4)(a)(iv)

**Application process used**

Project solicitation. (1) Biennially, Ecology will solicit project proposals from local governments to develop its budget and update the MTCA Ten-Year Financing Plan for the Affordable Housing Grant Program. (2) Legislative Action. Projects are ranked and included in Ecology's budget for legislative action. (3) Finalize application. Once the budget is passed by the Legislature, recipients are notified and required to work with Ecology to complete any additional application information and submit the information on electronic forms provided by Ecology.

**Growth Management impacts**

N/A

**Funding**

Acct Code	Account Title	Estimated Total	Expenditures		2023-25 Fiscal Period	
			Prior Biennium	Current Biennium	Reappropriations	New Appropriations
23N-1	MTC Capital Account-State	1,600,000				1,600,000
	<b>Total</b>	<b>1,600,000</b>	<b>0</b>	<b>0</b>	<b>0</b>	<b>1,600,000</b>

**Future Fiscal Periods**

Acct Code	Account Title	Future Fiscal Periods			
		2025-27	2027-29	2029-31	2031-33
23N-1	MTC Capital Account-State				
	<b>Total</b>	<b>0</b>	<b>0</b>	<b>0</b>	<b>0</b>

**Operating Impacts**

No Operating Impact

SubProject Number: 40000481

SubProject Title: EAGL Support

461 - Department of Ecology  
 Capital Project Request

2023-25 Biennium

\*

Version: BI Biennial 2023-25 Initial

Report Number: CBS002

Date Run: 9/12/2022 9:49AM

Project Number: 40000480

Project Title: 2023-25 Affordable Housing Cleanup Grant Program

**SubProjects**

SubProject Number: 40000481

SubProject Title: EAGL Support

Starting Fiscal Year: 2024

Project Class: Grant

Agency Priority: 12

**Project Summary**

Washington is in dire need of affordable housing across the state. The 2019 Annual Report of the Affordable Housing Advisory Board (<https://www.commerce.wa.gov/wp-content/uploads/2020/03/2019-AHAB-Annual-Report.pdf>) notes that housing supply and affordability affect all Washington communities, and rent prices are growing faster than low and middle incomes. A key factor is land availability. Whether in an urban or rural setting, contamination or suspicion of contamination drives up the costs of housing development. This request will fund brownfield site cleanups by public, nonprofit, or private developers proposing to redevelop the sites for affordable housing. Funding this program will invest in a social good (housing) beyond the traditional economic good of brownfield redevelopment for commercial and industrial purposes. Related to Puget Sound Action Agenda Implementation. (Model Toxics Control Capital Account)

**Project Description**

All Ecology competitive grant programs are offered through Ecology's Administration of Grant and Loans (EAGL). This supports development of two competitive grant solicitations per biennia, one for planning and one for cleanup grants.

**Location**

City: Statewide

County: Statewide

Legislative District: 098

**Project Type**

Grants

Grant Recipient Organization: Multiple entities

RCW that establishes grant: RCW 70A.305.190(4)(a)(iv)

**Application process used**

Project solicitation. (1) Biennially, Ecology will solicit project proposals from local governments to develop its budget and update the MTCA Ten-Year Financing Plan for the Affordable Housing Grant Program. (2) Legislative Action. Projects are ranked and included in Ecology's budget for legislative action. (3) Finalize application. Once the budget is passed by the Legislature, recipients are notified and required to work with Ecology to complete any additional application information and submit the information on electronic forms provided by Ecology.

**Growth Management impacts**

N/A

**Funding**

Acct Code	Account Title	Estimated Total	Expenditures		2023-25 Fiscal Period	
			Prior Biennium	Current Biennium	Reapprops	New Approps
23N-1	MTC Capital Account-State	70,000				70,000
<b>Total</b>		<b>70,000</b>	<b>0</b>	<b>0</b>	<b>0</b>	<b>70,000</b>

461 - Department of Ecology  
Capital Project Request

2023-25 Biennium

\*

Version: BI Biennial 2023-25 Initial

Report Number: CBS002

Date Run: 9/12/2022 9:49AM

Project Number: 40000480

Project Title: 2023-25 Affordable Housing Cleanup Grant Program

**SubProjects**

SubProject Number: 40000481

SubProject Title: EAGL Support

	Future Fiscal Periods			
	2025-27	2027-29	2029-31	2031-33
23N-1 MTC Capital Account-State				
<b>Total</b>	<b>0</b>	<b>0</b>	<b>0</b>	<b>0</b>

Operating Impacts

No Operating Impact

SubProject Number: 40000555

SubProject Title: 2023-25 Affordable Housing Cleanup Grant Ten Year Financial Plan

Starting Fiscal Year: 2024

Project Class: Grant

Agency Priority: 12

**Project Summary**

Washington is in dire need of affordable housing across the state. The 2019 Annual Report of the Affordable Housing Advisory Board (<https://www.commerce.wa.gov/wp-content/uploads/2020/03/2019-AHAB-Annual-Report.pdf>) notes that housing supply and affordability affect all Washington communities, and rent prices are growing faster than low and middle incomes. A key factor is land availability. Whether in an urban or rural setting, contamination or suspicion of contamination drives up the costs of housing development. This request will fund brownfield site cleanups by public, nonprofit, or private developers proposing to redevelop the sites for affordable housing. Funding this program will invest in a social good (housing) beyond the traditional economic good of brownfield redevelopment for commercial and industrial purposes. Related to Puget Sound Action Agenda Implementation. (Model Toxics Control Capital Account)

**Project Description**

Ten year financial plan

**Location**

City: Statewide

County: Statewide

Legislative District: 098

**Project Type**

Grants

461 - Department of Ecology  
 Capital Project Request

2023-25 Biennium

\*

Version: BI Biennial 2023-25 Initial

Report Number: CBS002

Date Run: 9/12/2022 9:49AM

Project Number: 40000480

Project Title: 2023-25 Affordable Housing Cleanup Grant Program

**SubProjects**

SubProject Number: 40000555

SubProject Title: 2023-25 Affordable Housing Cleanup Grant Ten Year Financial Plan

Grant Recipient Organization: Multiple entities

RCW that establishes grant: RCW 70A.305.190(4)(a)(iv)

**Application process used**

Project solicitation. (1) Biennially, Ecology will solicit project proposals from local governments to develop its budget and update the MTCA Ten-Year Financing Plan for the Affordable Housing Grant Program. (2) Legislative Action. Projects are ranked and included in Ecology's budget for legislative action. (3) Finalize application. Once the budget is passed by the Legislature, recipients are notified and required to work with Ecology to complete any additional application information and submit the information on electronic forms provided by Ecology.

**Growth Management impacts**

N/A

**Funding**

Acct Code	Account Title	Estimated Total	Expenditures		2023-25 Fiscal Period	
			Prior Biennium	Current Biennium	Reappropriations	New Appropriations
23N-1	MTC Capital Account-State	40,000,000				
	<b>Total</b>	<b>40,000,000</b>	<b>0</b>	<b>0</b>	<b>0</b>	<b>0</b>

**Future Fiscal Periods**

Acct Code	Account Title	2025-27	2027-29	2029-31	2031-33
		23N-1	MTC Capital Account-State	10,000,000	10,000,000
	<b>Total</b>	<b>10,000,000</b>	<b>10,000,000</b>	<b>10,000,000</b>	<b>10,000,000</b>

**Operating Impacts**

No Operating Impact

**Ecology 2023-25 Capital Budget Project List**  
**Toxics Cleanup Program**  
**Affordable Housing Grant Program**

August 2022



**Purpose:** This list provides project details about the 2023-25 Affordable Housing Grant budget request. This list represents cleanup projects that are underway and need funding to support the cleanup for ready to proceed projects. The projects were scored and ranked in accordance with Ecology's published Guidance (<https://apps.ecology.wa.gov/publications/SummaryPages/2209048.html>). This list is a plan based on the best information available to Ecology. The plan may change as more information becomes available.

Rank	Applicant / Recipient	TCP Section	Project Title	Project Description	Amount (in the 000's)	Phase of Cleanup	Site Address	City	County	Leg. District	WRIA	Lat.	Long.
1	Capitol Hill Housing Foundation	NWRO	Opportunity Center at Othello Square	The Opportunity Center at Othello Square is a transit-oriented, mixed-use, affordable housing development in Seattle. The new construction development will provide 230 residential units disbursed among six floors of residential units over 22,000SF of community space located on the ground floor. Upon completion, the property will provide 185 (~80%) affordable units with rents set between 40%-80% Area Median Income. In 2017, a Phase II Environmental Site Assessment of the subject property was completed to further investigate the soil and groundwater conditions on the parcel after which contaminants were identified. The requested funds will assist with the execution of the remediation plan prepared in 2019.	1,604,000	Remedial Investigation	7315 Martin Luther King Jr Way South	Seattle	King	37	8 - Cedar - Sammamish	47.64	-122.28
2	Mercy Housing NW	SWRO	35th St Landfill	The purpose of this project is to remediate contamination on a brownfields property in Tacoma to allow for the development of 80-100 affordable housing units, of which 100% will be affordable below 60% Area Median Income. Given the nature of the site's former use as a landfill, the clean up must be conducted in a manner that is protective of human health and the environment and adequate for future residential use. Ecology requests funding to conduct an updated remedial investigation, feasibility study, cleanup construction, and engineering design on the contaminated site.	3,985,000	Remedial Investigation	S 35th & Pacific Ave	Tacoma	Pierce	27	10 - Puyallup - White	47.23	-122.43
3	Pioneer Human Services	NWRO	Pioneer Belmont 2	The requested funds will be used to clean up known contaminants to allow for the development of a new 120 unit affordable housing apartment building in Seattle's Capitol Hill neighborhood. Pioneer Belmont 2 will be the next offering from Pioneer Human Services affordable housing development team, and be built adjacent to, and supportive of, its last development, Aspen Terrace. It is expected that Pioneer Belmont 2 will serve mostly 50 and 60 percent median income tenants. Pioneer participated in the cleanup of an adjacent parcel in 1996, to the west and downgrade from the property. The cleanup uncovered contamination caused by the release of heating oil, which was determined to come from a previously decommissioned 800-gallon underground tank. Pioneer managed the decommissioning, shortly after they acquired the property in 1996.	5,000,000	Remedial Investigation	1723 Belmont Ave	Seattle	King	43	8 - Cedar - Sammamish	47.62	-122.32
4	N/A	Statewide	Planning Projects	Early phase projects based on due diligence and investigations	1,600,000	Remedial Investigation	Statewide	Statewide	Statewide	Statewide	Statewide	Statewide	Statewide
5	N/A	Statewide	EAGL Support	All Ecology competitive grant programs are offered through Ecology's Administration of Grant and Loans (EAGL). This supports development of two competitive grant solicitations per biennia, one for planning and one for cleanup grants.	70,000	N/A	Statewide	Statewide	Statewide	Statewide	Statewide	Statewide	Statewide
				<b>TOTAL</b>	<b>12,259,000</b>								



# 461 - Department of Ecology Capital Project Request

2023-25 Biennium

\*

Version: BI Biennial 2023-25 Initial

Report Number: CBS002

Date Run: 9/12/2022 11:14AM

Project Number: 40000487

Project Title: 2023-25 Clean Up Toxic Sites – Puget Sound

## Description

Starting Fiscal Year: 2024

Project Class: Grant

Agency Priority: 14

### Project Summary

A significant source of pollution to Puget Sound is contaminated sites around the basin and its shorelines. Ecology has been identifying and cleaning up contaminated sites in the Puget Sound basin for many years. This emphasis on bay-wide cleanup in the Sound and surrounding areas has highlighted a valuable link between toxic site cleanup and habitat restoration. This request for \$7.46 million will support projects that integrate shoreline habitat restoration opportunities with cleanup projects to protect public and environmental health, create jobs, and promote economic development. Related to Puget Sound Action Agenda Implementation. (Model Toxics Control Capital Account)

### Project Description

#### What is the proposed project?

Ecology is requesting \$7,455,000 for cleanup projects located in the Puget Sound Basin and throughout Western Washington.

As of June 2022, Ecology has identified about 260 contaminated sites awaiting cleanup, and roughly 730 sites in the process of being cleaned up near the Puget Sound Basin and surrounding shoreline. These numbers change frequently due to newly identified contaminated sites moving through cleanup and other sites reaching cleanup completion.

Cleanup work will be done through a combination of direct actions by the state, contributions from potentially liable parties, and interagency agreements with affected local governments, resource agencies, and Tribes. Incentives will be used to speed cleanup and encourage cooperative cleanups. The funding will be applied to sites that are abandoned, have non-compliant owners, or where funds are needed to advance emergent cleanup needs. This includes sites adjacent to critical and sensitive habitats; upland sites contributing to ongoing aquatic contamination; and a limited number of sites throughout Western Washington, outside of the Puget Sound Basin, where an unanticipated cleanup investment or emergency response is needed.

Attached is a prioritized list of projects this request will fund. These cleanups will continue to advance work in seven priority bays that implement the objectives of the Puget Sound Action Agenda, which was established after the Legislature created the Puget Sound Partnership to reverse Puget Sound's decline and restore it to health.

Ecology has reviewed the projects and they are ready to proceed according to the Model Toxics Control Act (MTCA) regulatory process, which informs project prioritization. Ecology's Toxics Cleanup Program guides all cleanup projects through MTCA's regulatory process and requirements, including those seeking state capital budget funding. MTCA requires all cleanup projects proceed through the following phases:

1. Assessment: All projects are prioritized based on human health and environmental risks. Cleanup projects address risks from exposure to contaminated soil, groundwater, surface water, sediment, or air. These exposures pose human health risks from contacting contaminated soils, drinking polluted water, consuming fish and shellfish, inhaling toxic vapors, or a combination of the above.
2. Remedial Investigation: Remedial investigations define the nature, extent, and magnitude of contamination on all projects.
3. Feasibility Study: Feasibility studies are conducted on all projects and include alternative analysis, cost-benefit analysis, long-term or life-cycle cost analysis, and cleanup technology preferences.

# 461 - Department of Ecology Capital Project Request

2023-25 Biennium

\*

Version: BI Biennial 2023-25 Initial

Report Number: CBS002

Date Run: 9/12/2022 11:14AM

Project Number: 40000487

Project Title: 2023-25 Clean Up Toxic Sites – Puget Sound

## Description

4. Cleanup Action Plan: Based on the remedial investigation and feasibility study, a cleanup action plan is developed that describes the selected cleanup action, the standards it must meet, monitoring requirements, and schedule – including any time-critical elements.

5. Comment: The public is encouraged to review and comment on the projects' investigations, feasibility studies, and cleanup plans during public comment periods.

6. Cleanup: Design, construction, operations, and monitoring the cleanup. A cleanup is complete when Ecology determines cleanup standards have been met. This phase includes projects that are ready to proceed, are in construction, have permits or are in the permitting process, where design is complete or underway, or are under contract.

In addition to project evaluation according to the MTCA regulatory process, projects on the list are prioritized based on:

1. Continuing investments at sites with ongoing cleanup projects.

Cleanups can take many years following the contamination of a site with toxic chemicals. Three major factors determine the length of time for cleanup; the administrative process used (Ecology-conducted or supervised versus independent cleanup), the nature of contaminants (how difficult they are to remediate), and the type of contaminated media (soil, groundwater, sediments, etc.). Ecology established an ideal target for achieving site cleanup within five years, and we have been actively working toward this target by using model remedies and developing tools and policies to help achieve cleanup faster.

Financial certainty for cleanup project development is critical to ensure existing projects are completed as envisioned and new projects can be planned and designed to maximize environmental and public health improvements and economic development opportunities. In the project prioritization process, Ecology considers the next phase of funding needed to keep existing cleanup projects moving forward.

2. Acuity of need, readiness to proceed, cost-efficiency, purposes of increasing affordable housing, or need to ensure geographic distribution. Ecology used these criteria over the past three biennia to guide project priority.

3. Ability to reduce the toxic threat to vulnerable populations and overburdened communities living in proximity to contaminated sites.

4. Where groups of projects met all of the same budget prioritization criteria, projects were further ranked considering Ecology's regional and program priorities.

5. Reviewing current information from our partners and Ecology's regional cleanup managers on the status of projects to further refine the prioritization. For example, considering the construction stage of projects, schedule changes, whether permits are in hand, if projects are ready to bid, and if projects leverage other funds.

### What opportunity or problem is driving this request?

Cleaning up and protecting Puget Sound is critical to the social and economic well-being of Washingtonians. Decades of industrial, municipal, and naturally occurring pollution have taken their toll on the condition and ecology of Puget Sound. Without intervention now, the condition of Puget Sound will most certainly continue to deteriorate. Although the state has made progress addressing the most highly contaminated areas of the Sound, many impacted areas remain unchecked. This request will help restore environmental and economic vitality to the state by focusing comprehensive cleanup on remaining contaminated sites affecting Puget Sound.

# 461 - Department of Ecology Capital Project Request

2023-25 Biennium

\*

Version: BI Biennial 2023-25 Initial

Report Number: CBS002

Date Run: 9/12/2022 11:14AM

Project Number: 40000487

Project Title: 2023-25 Clean Up Toxic Sites – Puget Sound

## Description

### What are the specific benefits of this project?

This work will benefit Washingtonians by achieving the much sought after economic and social benefits of a clean, restored Puget Sound. Specifically, benefits of this request include:

- Cleaned up contaminated sites.
- Reduced exposure of hazardous substances to the environment and public as work progresses on these sites.
- Planned economic redevelopment as abandoned sites move through the cleanup process.
- Continued cleanup and restoration of Puget Sound.

This request will also provide economic benefits to the state by creating up to 22 jobs during the next two years based on Office of Financial Management estimates.

### What are the effects of non-funding?

State Investment significantly contributes to cleanup progress in Washington, and it makes a direct, beneficial impact on human health and the environment. Without funding, these benefits would not be achieved. The economic and public and environmental health impacts would largely be felt in areas in or immediately adjacent to Puget Sound. In addition, the cleanup progress in Washington, and Puget Sound specifically, would not advance at the accelerated rate expected by the Governor and Legislature.

### Why is this the best option or alternative?

One of Ecology's environmental goals is to clean up pollution, and the Clean Up Toxic Sites – Puget Sound program is an integral part of cleaning up the worst contaminated sites to protect and improve the lives of people and the environment. This is an ongoing project supported by and worked with stakeholders. Model Toxics Control Act (MTCA) funding has traditionally been used for this cleanup work. This request is consistent with the purposes of the MTCA Capital Account.

### How will clients be affected and services change if this project is funded?

This request will continue ongoing efforts and result in local cleanups and land redevelopment. Cleaning up contaminated property is usually integrated with economic development, habitat restoration, and public recreation projects. Most cleanup projects are the first phase of a larger community or economic redevelopment project where the cleanup site is the focal point of the project.

### How is the request impacting equity in the state?

Many of the projects funded through this request are ongoing cleanups that have been in progress for many years. Cleaning up contamination from our soil, groundwater, surface water, and sediment is difficult, expensive, and can take many years. The more complex elements a site has, the longer the cleanup can take. Ecology recognizes that contaminated sites disproportionately impact communities of color and low-income populations.

Within the project list, Ecology prioritized projects that will reduce the toxic threat to vulnerable populations and overburdened communities living in proximity to these contaminants. Projects that met the following criteria were prioritized within the project list:

# 461 - Department of Ecology Capital Project Request

2023-25 Biennium

\*

Version: BI Biennial 2023-25 Initial

Report Number: CBS002

Date Run: 9/12/2022 11:14AM

Project Number: 40000487

Project Title: 2023-25 Clean Up Toxic Sites – Puget Sound

## Description

- The census tract scores a rank of 9 or 10 on the Environmental Health Disparities Map maintained by the Department of Health. The environmental health disparities index considers 19 indicators that include environmental exposures and effects, as well as sensitive populations and socioeconomic factors.

OR

- The site is located in the 80th percentile or higher for people of color or low-income populations according to demographic indicators from the U.S. Environmental Protection Agency's Environmental Justice Screening and Mapping tool (EJSCREEN).

### What is the agency's proposed funding strategy for the project?

Traditionally, the Clean Up Toxic Sites – Puget Sound projects have been funded with MTCA dollars. Ecology requests funding from the MTCA Capital Account to complete projects that integrate shoreline habitat restoration opportunities with cleanup projects to protect public and environmental health, create jobs, and promote economic development.

Using MTCA Capital Account funds for this request is consistent with the purposes of MTCA, Chapter 70A.305 RCW and the MTCA Capital Account, RCW 70A.305.190, which establishes that funds in the account must be used for the improvement, rehabilitation, remediation, and cleanup of toxic sites. To do this work, a tax is assessed on hazardous materials, including petroleum products, pesticides, and some chemicals.

In even-numbered years, Ecology is required to provide the Legislature with a comprehensive report, the Model Toxics Control Act Capital Account Ten-Year Financing Report. Ecology produces this report in coordination with local governments that have cleanup responsibilities. The report identifies the projected financial needs to cleanup up contaminated sites that are eligible for funding from the MTCA Capital Account and describes how we plan to spend funds to clean up sites in the upcoming biennium and the next ten years. The "Model Toxics Control Act Capital Account: Ten-Year Financing Report 2020" is available here: <https://apps.ecology.wa.gov/publications/SummaryPages/2009060.html>.

Its companion report, the Model Toxics Control Accounts Biennial Report of Expenditures, describes how cleanup funds were spent over the previous biennium. Ecology produces this report in odd-numbered years. Find the 2019-21 biennial report online at <https://apps.ecology.wa.gov/publications/summarypages/2109043.html>

### Are FTEs required to support this project?

No.

### How does the project support the agency and statewide results?

This request is essential to achieving the Governor's Results Washington Goal 3: Sustainable Energy and a Clean Environment and Ecology's Goal 3: Prevent and reduce toxic threats and pollution because it will support the cleanup of contaminated sites to protect human health and the environment.

This request is also essential to achieving the Governor's Results Washington Goal 2: Prosperous Economy because it will create and support jobs and make it possible to redevelop previously contaminated land to support economic growth in communities.

# 461 - Department of Ecology Capital Project Request

2023-25 Biennium

\*

Version: BI Biennial 2023-25 Initial

Report Number: CBS002

Date Run: 9/12/2022 11:14AM

Project Number: 40000487

Project Title: 2023-25 Clean Up Toxic Sites – Puget Sound

## Description

This request also broadly implements the following recommended priority and action in the 2021 Governor's salmon strategy update:

- Strategic Priority: 2. Invest in clean water infrastructure for salmon and people
- Action: 2a. Improves stormwater management

This request is essential to supporting Governor Inslee's Executive Order 18-22, Southern Resident Killer Whale Recovery and Task Force because it will reduce legacy toxic contaminants. This contamination is one of the three primary factors threatening the Southern Resident population.

- 31. Reduce stormwater threats and accelerate cleanup to toxics harmful to orcas.

This request also supports Puget Sound Action Agenda implementation through Ongoing Program OGP\_ECY 20: Toxic Cleanup Program - Cleaning up priority bays in Puget Sound and is linked to the following Vital Signs, Strategies, Desired Outcomes, and Actions:

### Vital Signs

- Vital Signs - Marine Water and Toxics in Aquatic Life: Toxic chemicals are one of the local human-caused stressors on the Puget Sound. By cleaning up the contamination of the sites, it reduces the toxic threats that can be washed into the Puget Sound.

### Strategies

- 10 - Stormwater Runoff and Legacy Contamination: Cleaning up the legacy contamination of the sites will prevent the spread of contamination and improves the local landscape.

### Desired Outcomes – Reduce Toxic Chemicals

- 2.1.1 and 2.1.4: By removing the contamination through remediation the contaminants will no longer be a threat to human health and the environment, including the Puget Sound through runoff.

### Actions

- 33 - Incentivize redevelopment in areas associated with high loads of toxic chemicals.
- 41 - Find and fix toxic hotspots (information, planning, education, funding, and implementation).

### How will the other state programs or units of government be affected if this project is funded?

These cleanup projects are part of the Puget Sound Initiative, which is a collaborative effort by local, Tribal, state, and federal governments; businesses; agricultural and environmental interests; and the public, to help preserve and protect Puget Sound. The projects funded by this request may involve port districts and other local government agencies whose cleanup projects are considered for eligibility under the Remedial Action Grant Program.

### Proviso

No

### Location

City: Statewide

County: Statewide

Legislative District: 098

461 - Department of Ecology  
**Capital Project Request**

2023-25 Biennium

\*

Version: BI Biennial 2023-25 Initial

Report Number: CBS002

Date Run: 9/12/2022 11:14AM

Project Number: 40000487

Project Title: 2023-25 Clean Up Toxic Sites – Puget Sound

**Description**

**Project Type**

Grants

Grant Recipient Organization: N/A

RCW that establishes grant: N/A

Application process used

N/A

**Growth Management impacts**

N/A

**Funding**

Acct Code	Account Title	Estimated Total	Expenditures		2023-25 Fiscal Period	
			Prior Biennium	Current Biennium	Reappropriations	New Appropriations
23N-1	MTC Capital Account-State	47,455,000				7,455,000
	<b>Total</b>	<b>47,455,000</b>	<b>0</b>	<b>0</b>	<b>0</b>	<b>7,455,000</b>
		<b>Future Fiscal Periods</b>				
		<u>2025-27</u>	<u>2027-29</u>	<u>2029-31</u>	<u>2031-33</u>	
23N-1	MTC Capital Account-State	10,000,000	10,000,000	10,000,000	10,000,000	
	<b>Total</b>	<b>10,000,000</b>	<b>10,000,000</b>	<b>10,000,000</b>	<b>10,000,000</b>	

**Operating Impacts**

No Operating Impact

**SubProjects**

SubProject Number: 40000488

SubProject Title: Lower Duwamish Waterway

461 - Department of Ecology  
 Capital Project Request

2023-25 Biennium

\*

Version: BI Biennial 2023-25 Initial

Report Number: CBS002

Date Run: 9/12/2022 11:14AM

Project Number: 40000487

Project Title: 2023-25 Clean Up Toxic Sites – Puget Sound

**SubProjects**

SubProject Number: 40000488

SubProject Title: Lower Duwamish Waterway

Starting Fiscal Year: 2024

Project Class: Grant

Agency Priority: 14

**Project Summary**

A significant source of pollution to Puget Sound is contaminated sites around the basin and its shorelines. Ecology has been identifying and cleaning up contaminated sites in the Puget Sound basin for many years. This emphasis on bay-wide cleanup in the Sound and surrounding areas has highlighted a valuable link between toxic site cleanup and habitat restoration. This request for \$7.46 million will support projects that integrate shoreline habitat restoration opportunities with cleanup projects to protect public and environmental health, create jobs, and promote economic development. Related to Puget Sound Action Agenda Implementation. (Model Toxics Control Capital Account)

**Project Description**

Ecology is responsible for leading source control efforts that involves removing or reducing contaminants from identifiable sources that end up in sediments of the Lower Duwamish Waterway (LDW). Ecology will use the requested funding to continue work in five key areas to control sources of contamination within the LDW and adjacent areas, including contractor support for document review of individual sites, administrative management support and technical assistance, public outreach, special projects, and inter-agency agreements. The location of this site and risk of recontamination poses a significant threat to the health and safety of neighboring communities as indicated by the Department of Health's Environmental Health Disparities Index.

**Location**

City: Seattle

County: King

Legislative District: 034

**Project Type**

Grants

Grant Recipient Organization: N/A

RCW that establishes grant: N/A

Application process used

N/A

**Growth Management impacts**

N/A

**Funding**

Acct Code	Account Title	Estimated Total	Expenditures		2023-25 Fiscal Period	
			Prior Biennium	Current Biennium	Reapprops	New Approps
23N-1	MTC Capital Account-State	3,800,000				3,800,000
	<b>Total</b>	<b>3,800,000</b>	<b>0</b>	<b>0</b>	<b>0</b>	<b>3,800,000</b>

461 - Department of Ecology  
Capital Project Request

2023-25 Biennium

\*

Version: BI Biennial 2023-25 Initial

Report Number: CBS002

Date Run: 9/12/2022 11:14AM

Project Number: 40000487

Project Title: 2023-25 Clean Up Toxic Sites – Puget Sound

**SubProjects**

SubProject Number: 40000488

SubProject Title: Lower Duwamish Waterway

	Future Fiscal Periods			
	2025-27	2027-29	2029-31	2031-33
23N-1 MTC Capital Account-State				
<b>Total</b>	<b>0</b>	<b>0</b>	<b>0</b>	<b>0</b>

Operating Impacts

No Operating Impact

SubProject Number: 40000489

SubProject Title: Lower Duwamish Waterway - Slivers

Starting Fiscal Year: 2024

Project Class: Grant

Agency Priority: 14

**Project Summary**

A significant source of pollution to Puget Sound is contaminated sites around the basin and its shorelines. Ecology has been identifying and cleaning up contaminated sites in the Puget Sound basin for many years. This emphasis on bay-wide cleanup in the Sound and surrounding areas has highlighted a valuable link between toxic site cleanup and habitat restoration. This request for \$7.46 million will support projects that integrate shoreline habitat restoration opportunities with cleanup projects to protect public and environmental health, create jobs, and promote economic development. Related to Puget Sound Action Agenda Implementation. (Model Toxics Control Capital Account)

**Project Description**

Ecology has ongoing obligations with the U.S. Environmental Protection Agency (EPA) to identify and control sources of contamination to the Lower Duwamish Waterway (LDW) upland properties (slivers of land) in advance of sediment cleanup work, scheduled to begin in 2024. Failure by Ecology to control sources of contamination ahead of EPA’s remediation of the waterway may result in delays in EPA’s cleanup schedule and/or recontamination of remediated areas and costly rework. Ecology requests funding to implement projects in the Slivers area that will include bank stabilization and soil sampling. The location of this site and risk of recontamination poses a significant threat to the health and safety of neighboring communities as indicated by the Department of Health’s Environmental Health Disparities Index.

**Location**

City: Seattle

County: King

Legislative District: 034

**Project Type**

Grants



461 - Department of Ecology  
**Capital Project Request**

2023-25 Biennium

\*

Version: BI Biennial 2023-25 Initial

Report Number: CBS002

Date Run: 9/12/2022 11:14AM

Project Number: 40000487

Project Title: 2023-25 Clean Up Toxic Sites – Puget Sound

**SubProjects**

SubProject Number: 40000489

SubProject Title: Lower Duwamish Waterway - Slivers

Grant Recipient Organization: N/A

RCW that establishes grant: N/A

Application process used  
 N/A

Growth Management impacts

N/A

**Funding**

Acct Code	Account Title	Estimated Total	Expenditures		2023-25 Fiscal Period	
			Prior Biennium	Current Biennium	Reappropriations	New Appropriations
23N-1	MTC Capital Account-State	600,000				600,000
	<b>Total</b>	<b>600,000</b>	<b>0</b>	<b>0</b>	<b>0</b>	<b>600,000</b>
<b>Future Fiscal Periods</b>						
		<u>2025-27</u>	<u>2027-29</u>	<u>2029-31</u>	<u>2031-33</u>	
23N-1	MTC Capital Account-State	0	0	0	0	
	<b>Total</b>	<b>0</b>	<b>0</b>	<b>0</b>	<b>0</b>	

**Operating Impacts**

No Operating Impact

SubProject Number: 40000490

SubProject Title: Bellingham Bay Restoration

461 - Department of Ecology  
 Capital Project Request

2023-25 Biennium

\*

Version: BI Biennial 2023-25 Initial

Report Number: CBS002

Date Run: 9/12/2022 11:14AM

Project Number: 40000487

Project Title: 2023-25 Clean Up Toxic Sites – Puget Sound

**SubProjects**

SubProject Number: 40000490

SubProject Title: Bellingham Bay Restoration

Starting Fiscal Year: 2024

Project Class: Grant

Agency Priority: 14

**Project Summary**

A significant source of pollution to Puget Sound is contaminated sites around the basin and its shorelines. Ecology has been identifying and cleaning up contaminated sites in the Puget Sound basin for many years. This emphasis on bay-wide cleanup in the Sound and surrounding areas has highlighted a valuable link between toxic site cleanup and habitat restoration. This request for \$7.46 million will support projects that integrate shoreline habitat restoration opportunities with cleanup projects to protect public and environmental health, create jobs, and promote economic development. Related to Puget Sound Action Agenda Implementation. (Model Toxics Control Capital Account)

**Project Description**

Ecology requests additional funds to support the Port of Bellingham in implementing habitat restoration projects identified as priorities by the Bellingham Bay Action Team to reverse degradation of in-water and shoreline habitat conditions. The Whatcom Creek Estuary project will improve in-water and shoreline habitat in Whatcom Creek by removing debris and contaminated sediment and installing beach nourishment material and vegetation. The Squalicum Creek Estuary project will complete a feasibility study and alternatives analysis on the replacement of three bridges crossing Squalicum Creek. These contaminated sites pose a risk to highly impacted communities for people of color and low income families living in the surrounding areas.

**Location**

City: Bellingham

County: Whatcom

Legislative District: 042

**Project Type**

Grants

Grant Recipient Organization: N/A

RCW that establishes grant: N/A

Application process used

N/A

**Growth Management impacts**

N/A

**Funding**

Acct Code	Account Title	Estimated Total	Expenditures		2023-25 Fiscal Period	
			Prior Biennium	Current Biennium	Reapprops	New Approps
23N-1	MTC Capital Account-State	600,000				600,000
	<b>Total</b>	<b>600,000</b>	<b>0</b>	<b>0</b>	<b>0</b>	<b>600,000</b>

461 - Department of Ecology  
Capital Project Request

2023-25 Biennium

\*

Version: BI Biennial 2023-25 Initial

Report Number: CBS002

Date Run: 9/12/2022 11:14AM

Project Number: 40000487

Project Title: 2023-25 Clean Up Toxic Sites – Puget Sound

**SubProjects**

SubProject Number: 40000490

SubProject Title: Bellingham Bay Restoration

	Future Fiscal Periods			
	2025-27	2027-29	2029-31	2031-33
23N-1 MTC Capital Account-State				
<b>Total</b>	<b>0</b>	<b>0</b>	<b>0</b>	<b>0</b>

Operating Impacts

No Operating Impact

SubProject Number: 40000491

SubProject Title: A/E and PW Program Development

Starting Fiscal Year: 2024

Project Class: Grant

Agency Priority: 14

**Project Summary**

A significant source of pollution to Puget Sound is contaminated sites around the basin and its shorelines. Ecology has been identifying and cleaning up contaminated sites in the Puget Sound basin for many years. This emphasis on bay-wide cleanup in the Sound and surrounding areas has highlighted a valuable link between toxic site cleanup and habitat restoration. This request for \$7.46 million will support projects that integrate shoreline habitat restoration opportunities with cleanup projects to protect public and environmental health, create jobs, and promote economic development. Related to Puget Sound Action Agenda Implementation. (Model Toxics Control Capital Account)

**Project Description**

State conducted cleanups go through the complex public works process. This project would support a contract to develop process improvements for the bidding and management of both architectural and engineering contracts as well as public works contracts.

**Location**

City: Statewide

County: Statewide

Legislative District: 098

**Project Type**

Grants

461 - Department of Ecology  
**Capital Project Request**

2023-25 Biennium

\*

Version: BI Biennial 2023-25 Initial

Report Number: CBS002

Date Run: 9/12/2022 11:14AM

Project Number: 40000487

Project Title: 2023-25 Clean Up Toxic Sites – Puget Sound

**SubProjects**

SubProject Number: 40000491

SubProject Title: A/E and PW Program Development

Grant Recipient Organization: N/A

RCW that establishes grant: N/A

Application process used  
 N/A

Growth Management impacts

N/A

**Funding**

Acct Code	Account Title	Estimated Total	Expenditures		2023-25 Fiscal Period	
			Prior Biennium	Current Biennium	Reappropriations	New Appropriations
23N-1	MTC Capital Account-State	200,000				200,000
	<b>Total</b>	<b>200,000</b>	<b>0</b>	<b>0</b>	<b>0</b>	<b>200,000</b>
<b>Future Fiscal Periods</b>						
		<u>2025-27</u>	<u>2027-29</u>	<u>2029-31</u>	<u>2031-33</u>	
23N-1	MTC Capital Account-State	0	0	0	0	
	<b>Total</b>	<b>0</b>	<b>0</b>	<b>0</b>	<b>0</b>	

**Operating Impacts**

No Operating Impact

SubProject Number: 40000492

SubProject Title: Cornet Bay

461 - Department of Ecology  
 Capital Project Request

2023-25 Biennium

\*

Version: BI Biennial 2023-25 Initial

Report Number: CBS002

Date Run: 9/12/2022 11:14AM

Project Number: 40000487

Project Title: 2023-25 Clean Up Toxic Sites – Puget Sound

**SubProjects**

SubProject Number: 40000492

SubProject Title: Cornet Bay

Starting Fiscal Year: 2024

Project Class: Grant

Agency Priority: 14

**Project Summary**

A significant source of pollution to Puget Sound is contaminated sites around the basin and its shorelines. Ecology has been identifying and cleaning up contaminated sites in the Puget Sound basin for many years. This emphasis on bay-wide cleanup in the Sound and surrounding areas has highlighted a valuable link between toxic site cleanup and habitat restoration. This request for \$7.46 million will support projects that integrate shoreline habitat restoration opportunities with cleanup projects to protect public and environmental health, create jobs, and promote economic development. Related to Puget Sound Action Agenda Implementation. (Model Toxics Control Capital Account)

**Project Description**

Ecology is required under a U.S. Army Corps of Engineers (USACE) permit to conduct field-monitoring events of habitat enhancements at regular intervals over a ten-year period. The requested funding will allow Ecology to complete one final monitoring event during the summer of 2024 (Year ten of the post-construction monitoring period) as required by the USACE permit.

**Location**

City: Oak Harbor

County: Island

Legislative District: 010

**Project Type**

Grants

Grant Recipient Organization: N/A

RCW that establishes grant: N/A

Application process used

N/A

**Growth Management impacts**

N/A

**Funding**

Acct Code	Account Title	Expenditures			2023-25 Fiscal Period	
		Estimated Total	Prior Biennium	Current Biennium	Reapprops	New Approps
23N-1	MTC Capital Account-State	5,000				5,000
	<b>Total</b>	<b>5,000</b>	<b>0</b>	<b>0</b>	<b>0</b>	<b>5,000</b>
<b>Future Fiscal Periods</b>						
		<u>2025-27</u>	<u>2027-29</u>	<u>2029-31</u>	<u>2031-33</u>	
23N-1	MTC Capital Account-State	0	0	0	0	
	<b>Total</b>	<b>0</b>	<b>0</b>	<b>0</b>	<b>0</b>	

**Operating Impacts**

461 - Department of Ecology  
 Capital Project Request

2023-25 Biennium

\*

Version: BI Biennial 2023-25 Initial

Report Number: CBS002

Date Run: 9/12/2022 11:14AM

Project Number: 40000487

Project Title: 2023-25 Clean Up Toxic Sites – Puget Sound

**SubProjects**

SubProject Number: 40000492

SubProject Title: Cornet Bay

No Operating Impact

SubProject Number: 40000493

SubProject Title: Whidbey Marine and Auto

Starting Fiscal Year: 2024

Project Class: Grant

Agency Priority: 14

**Project Summary**

A significant source of pollution to Puget Sound is contaminated sites around the basin and its shorelines. Ecology has been identifying and cleaning up contaminated sites in the Puget Sound basin for many years. This emphasis on bay-wide cleanup in the Sound and surrounding areas has highlighted a valuable link between toxic site cleanup and habitat restoration. This request for \$7.46 million will support projects that integrate shoreline habitat restoration opportunities with cleanup projects to protect public and environmental health, create jobs, and promote economic development. Related to Puget Sound Action Agenda Implementation. (Model Toxics Control Capital Account)

**Project Description**

The release of petroleum from an underground storage tank at the Whidbey Marine and Auto Supply site resulted in groundwater contamination that reached the perched groundwater zone and the deep sea-level aquifer, which serves as an important source of drinking water for Whidbey Island residents. The migrating petroleum threatens potable water supplies for wells located down or cross gradient of the plume. The requested funding will support the engineering design of this site in the summer of 2024 and cleanup construction in the summer of 2025.

**Location**

City: Unincorporated

County: Island

Legislative District: 010

**Project Type**

Grants

Grant Recipient Organization: N/A

RCW that establishes grant: N/A

Application process used

N/A

**Growth Management impacts**

N/A

**Funding**

Acct Code	Account Title	Expenditures			2023-25 Fiscal Period	
		Estimated Total	Prior Biennium	Current Biennium	Reappropriations	New Appropriations
23N-1	MTC Capital Account-State	750,000				750,000
<b>Total</b>		<b>750,000</b>	<b>0</b>	<b>0</b>	<b>0</b>	<b>750,000</b>

461 - Department of Ecology  
 Capital Project Request

2023-25 Biennium

\*

Version: BI Biennial 2023-25 Initial

Report Number: CBS002

Date Run: 9/12/2022 11:14AM

Project Number: 40000487

Project Title: 2023-25 Clean Up Toxic Sites – Puget Sound

**SubProjects**

SubProject Number: 40000493

SubProject Title: Whidbey Marine and Auto

	Future Fiscal Periods			
	2025-27	2027-29	2029-31	2031-33
23N-1 MTC Capital Account-State				
<b>Total</b>	<b>0</b>	<b>0</b>	<b>0</b>	<b>0</b>

Operating Impacts

No Operating Impact

SubProject Number: 40000494

SubProject Title: Treoil Industries

Starting Fiscal Year: 2024

Project Class: Grant

Agency Priority: 14

**Project Summary**

A significant source of pollution to Puget Sound is contaminated sites around the basin and its shorelines. Ecology has been identifying and cleaning up contaminated sites in the Puget Sound basin for many years. This emphasis on bay-wide cleanup in the Sound and surrounding areas has highlighted a valuable link between toxic site cleanup and habitat restoration. This request for \$7.46 million will support projects that integrate shoreline habitat restoration opportunities with cleanup projects to protect public and environmental health, create jobs, and promote economic development. Related to Puget Sound Action Agenda Implementation. (Model Toxics Control Capital Account)

**Project Description**

The Treoil Industries Site is a bulk fuel storage and handling facility where the release of petroleum products contaminated soil and groundwater. The petroleum plume has migrated, further contaminating nearby wetlands and waterbodies. Ecology requests \$1.5 million in additional funding to continue with engineering design and construction activities in the 2023-25 biennium.

**Location**

City: Ferndale

County: Whatcom

Legislative District: 042

**Project Type**

Grants

461 - Department of Ecology  
 Capital Project Request

2023-25 Biennium

\*

Version: BI Biennial 2023-25 Initial

Report Number: CBS002

Date Run: 9/12/2022 11:14AM

Project Number: 40000487

Project Title: 2023-25 Clean Up Toxic Sites – Puget Sound

**SubProjects**

SubProject Number: 40000494

SubProject Title: Treoil Industries

Grant Recipient Organization: N/A

RCW that establishes grant: N/A

Application process used  
 N/A

Growth Management impacts

N/A

**Funding**

Acct Code	Account Title	Estimated Total	Expenditures		2023-25 Fiscal Period	
			Prior Biennium	Current Biennium	Reappropriations	New Appropriations
23N-1	MTC Capital Account-State	1,500,000				1,500,000
	<b>Total</b>	<b>1,500,000</b>	<b>0</b>	<b>0</b>	<b>0</b>	<b>1,500,000</b>
<b>Future Fiscal Periods</b>						
		<u>2025-27</u>	<u>2027-29</u>	<u>2029-31</u>	<u>2031-33</u>	
23N-1	MTC Capital Account-State	0	0	0	0	
	<b>Total</b>	<b>0</b>	<b>0</b>	<b>0</b>	<b>0</b>	

**Operating Impacts**

No Operating Impact

SubProject Number: 40000556

SubProject Title: 2023-25 Clean Up Toxic Sites – PS Ten Year Financial Pla



461 - Department of Ecology  
 Capital Project Request

2023-25 Biennium

\*

Version: BI Biennial 2023-25 Initial

Report Number: CBS002

Date Run: 9/12/2022 11:14AM

Project Number: 40000487

Project Title: 2023-25 Clean Up Toxic Sites – Puget Sound

**SubProjects**

SubProject Number: 40000556

SubProject Title: 2023-25 Clean Up Toxic Sites – PS Ten Year Financial Pla

Starting Fiscal Year: 2024

Project Class: Grant

Agency Priority: 14

**Project Summary**

A significant source of pollution to Puget Sound is contaminated sites around the basin and its shorelines. Ecology has been identifying and cleaning up contaminated sites in the Puget Sound basin for many years. This emphasis on bay-wide cleanup in the Sound and surrounding areas has highlighted a valuable link between toxic site cleanup and habitat restoration. This request for \$7.46 million will support projects that integrate shoreline habitat restoration opportunities with cleanup projects to protect public and environmental health, create jobs, and promote economic development. Related to Puget Sound Action Agenda Implementation. (Model Toxics Control Capital Account)

**Project Description**

Ten year financial plan

**Location**

City: Statewide

County: Statewide

Legislative District: 098

**Project Type**

Grants

Grant Recipient Organization: N/A

RCW that establishes grant: N/A

Application process used  
 N/A

**Growth Management impacts**

N/A

**Funding**

Acct Code	Account Title	Estimated Total	Expenditures		2023-25 Fiscal Period	
			Prior Biennium	Current Biennium	Reappropriates	New Appropriates
23N-1	MTC Capital Account-State	40,000,000				
<b>Total</b>		<b>40,000,000</b>	<b>0</b>	<b>0</b>	<b>0</b>	<b>0</b>

		Future Fiscal Periods			
		2025-27	2027-29	2029-31	2031-33
23N-1	MTC Capital Account-State	10,000,000	10,000,000	10,000,000	10,000,000
<b>Total</b>		<b>10,000,000</b>	<b>10,000,000</b>	<b>10,000,000</b>	<b>10,000,000</b>

**Operating Impacts**

No Operating Impact

**Ecology 2023-25 Capital Budget Project List  
Toxics Cleanup Program  
Cleanup Toxic Sites - Puget Sound Initiative**

August 2022



**Purpose:** This list provides project details about the 2023-25 Clean Up Toxic Sites - Puget Sound budget request. This list represents cleanup projects that are underway and need funding to support the cleanup for ready to proceed projects. The projects were ranked according to phase of cleanup/Post Closure Monitoring having priority over Feasibility Study, Investigation, and Assessment. A review of impact to vulnerable or overburdened communities, acuity of need, readiness to proceed, cost efficiency, geographic distribution, and purposes of increasing affordable housing for each project was conducted. This list is a plan based on the best information available to Ecology. The plan may change as more information becomes available.

Rank	Project Title	Project Description	Amount	Phase of Cleanup	Site Address	City	County	Leg. District	WRIA	Lat.	Long.
1	Lower Duwamish Waterway	Ecology is responsible for leading source control efforts that involves removing or reducing contaminants from identifiable sources that end up in sediments of the Lower Duwamish Waterway (LDW). Ecology will use the requested funding to continue work in five key areas to control sources of contamination within the LDW and adjacent areas, including contractor support for document review of individual sites, administrative management support and technical assistance, public outreach, special projects, and inter-agency agreements. The location of this site and risk of recontamination poses a significant threat to the health and safety of neighboring communities as indicated by the Department of Health's Environmental Health Disparities Index.	3,800,000	Cleanup Construction	Lower Duwamish Waterway	Seattle	King	34	09 - Duwamish/Green	47.57	-122.35
2	Lower Duwamish Waterway - Silvers	Ecology has ongoing obligations with the U.S. Environmental Protection Agency (EPA) to identify and control sources of contamination to the Lower Duwamish Waterway (LDW) upland properties (silvers of land) in advance of sediment cleanup work, scheduled to begin in 2024. Failure by Ecology to control sources of contamination ahead of EPA's remediation of the waterway may result in delays in EPA's cleanup schedule and/or recontamination of remediated areas and costly rework. Ecology requests funding to implement projects in the Silvers area that will include bank stabilization and soil sampling. The location of this site and risk of recontamination poses a significant threat to the health and safety of neighboring communities as indicated by the Department of Health's Environmental Health Disparities Index.	600,000	Cleanup Construction	Lower Duwamish Waterway	Seattle	King	34	09 - Duwamish/Green	47.57	-122.35
3	Bellingham Bay Restoration	Ecology requests additional funds to support the Port of Bellingham in implementing habitat restoration projects identified as priorities by the Bellingham Bay Action Team to reverse degradation of in-water and shoreline habitat conditions. The Whatcom Creek Estuary project will improve in-water and shoreline habitat in Whatcom Creek by removing debris and contaminated sediment and installing beach nourishment material and vegetation. The Squallicum Creek Estuary project will complete a feasibility study and alternatives analysis on the replacement of three bridges crossing Squallicum Creek. These contaminated sites pose a risk to highly impacted communities for people of color and low income families living in the surrounding areas.	600,000	N/A	Bellingham Bay	Bellingham	Whatcom	42	01 - Nooksack	48.75	-122.49
4	A/E and PW Program Development	State conducted cleanups go through the complex public works process. This project would support a contract to develop process improvements for the bidding and management of both architectural and engineering contracts as well as public works contracts.	200,000	N/A	Statewide	Statewide	Statewide	Statewide	Statewide	Statewide	Statewide
5	Cornet Bay	Ecology is required under a U.S. Army Corps of Engineers (USACE) permit to conduct field-monitoring events of habitat enhancements at regular intervals over a ten-year period. The requested funding will allow Ecology to complete one final monitoring event during the summer of 2024 (Year ten of the post-construction monitoring period) as required by the USACE permit.	5,000	Operations and Maintenance and Monitoring	200 Cornet Bay Rd	Oak Harbor	Island	10	06 - Island	48.39	-122.62
6	Whidbey Marine and Auto	The release of petroleum from an underground storage tank at the Whidbey Marine and Auto Supply site resulted in groundwater contamination that reached the perched groundwater zone and the deep sea-level aquifer, which serves as an important source of drinking water for Whidbey Island residents. The migrating petroleum threatens potable water supplies for wells located down or cross gradient of the plume. The requested funding will support the engineering design of this site in the summer of 2024 and cleanup construction in the summer of 2025.	750,000	Remedial Investigation	1692 Main St.	Freeland	Island	10	06 - Island	48.01	-122.52
7	Treoil Industries	The Treoil Industries Site is a bulk fuel storage and handling facility where the release of petroleum products contaminated soil and groundwater. The petroleum plume has migrated, further contaminating nearby wetlands and waterbodies. Ecology requests \$1.5 million in additional funding to continue with engineering design and construction activities in the 2023-25 biennium.	1,500,000	Remedial Investigation	4242 Aldergrove Rd.	Ferndale	Whatcom	42	01 - Nooksack	48.88	-122.71
			<b>7,455,000</b>								
<b>TOTAL</b>											

# 461 - Department of Ecology Capital Project Request

2023-25 Biennium

\*

Version: BI Biennial 2023-25 Initial

Report Number: CBS002

Date Run: 9/12/2022 9:57AM

Project Number: 40000530

Project Title: 2023-25 PFAS Contaminated Drinking Water

## Description

Starting Fiscal Year: 2024

Project Class: Grant

Agency Priority: 15

### Project Summary

Per- and polyfluorinated alkyl substances (PFAS) are a group of over 4,700 synthetic organic chemicals used in consumer and industrial applications, including cookware, carpets, and food packaging. One common PFAS use is in certain types of firefighting foam used by the U.S. military, local fire departments, airports, and others. They have become a serious public health concern, and they are known to remain in the environment for a long time. The extent of the impact of PFAS compounds in Washington's environment is an emerging issue. This request will provide funding for projects in the Lower Issaquah Valley, where community water supplies are contaminated with PFAS. (State Building Construction Account)

### Project Description

#### What is the proposed project?

Ecology is requesting \$17,215,000 to provide treatment systems on municipal drinking water wells and support the investigation of PFAS contaminated drinking water in the Lower Issaquah Valley. PFAS are a family of chemicals used since the 1950s in manufacturing coatings, surface treatments, and specialty chemicals used in cookware, carpets, food packaging, clothing, cosmetics, and other common consumer products. PFAS also have many industrial applications and are an active ingredient in Class B firefighting foam. They have become a serious public health concern across the country and Washington State. Over the decades, PFAS released from manufacturing sites, landfills, firefighting foam, and other products have seeped into surface soils. From there, PFAS can leach into groundwater and contaminate drinking water supplies. PFAS have also been found in rivers, lakes, fish, and wildlife.

Most PFAS exposures occurs when someone eats PFAS-contaminated food, or drinks PFAS-contaminated water. When ingested, PFAS can accumulate in the body. Communities that find PFAS in their drinking water supply systems face regulatory uncertainty and expensive alternatives for treating and cleaning up the contaminated water sources to protect public health. This request will support investments in communities dealing with PFAS contamination in their drinking water systems.

There is little toxicity or safety data for most of the PFAS in use. At the federal level, no PFAS compounds have been determined to be hazardous substances, nor has the U.S. Environmental Protection Agency (EPA) established regulatory standards for them. In November 2021, the Washington State Board of Health set new action levels for five PFAS compounds in drinking water. (Revisions to Group A Public Water Supplies under Chapter 246-290 WAC).

Under the new regulation, communities must test for PFAS, and they must notify their customers if contamination levels exceed the State Action Levels. Providing bottled water or building expensive treatment systems, with costly operation and maintenance into the future, are short-term solutions that some communities must pursue. Long-term, communities will need permanent cleanup remedies that require complete characterization and cleanup of the PFAS contamination. In July of 2022, Ecology identified cleanup levels for six PFAS compounds consistent with Model Toxics Control Act (MTCA) requirements, and is continuing to assess additional PFAS compounds. There are potentially hundreds of other PFAS compounds that may need assessment in the future.

#### What opportunity or problem is driving this request?

The following projects will support investments to protect public health and drinking water supplies:

#### Lower Issaquah Valley Investigations (\$1,500,000)

# 461 - Department of Ecology Capital Project Request

2023-25 Biennium

\*

Version: BI Biennial 2023-25 Initial

Report Number: CBS002

Date Run: 9/12/2022 9:57AM

Project Number: 40000530

Project Title: 2023-25 PFAS Contaminated Drinking Water

## Description

Ecology has been working with the City of Issaquah and Eastside Fire & Rescue to investigate and characterize potential sources of PFAS contamination at multiple locations, develop a groundwater model, and implement a pilot PFAS cleanup in the Issaquah Valley Aquifer to inform future remediation activities. Since 2018, the State has invested over \$1.3 million in capital funds to assist these local government entities. PFAS contamination was first discovered in drinking water supply wells in the City of Issaquah in 2016, which is suspected to be associated with aqueous film-forming foam (AFFF) historically used during firefighting training exercises in the Lower Issaquah Valley.

Ecology is requesting funding to support data gaps investigations and analysis, including installation of new groundwater monitoring wells and borings at three PFAS-contaminated locations. Funding will also be used for further development of a remedial investigation, and preliminary work towards a feasibility study. Interim cleanup actions may also be conducted on an as-needed basis as part of efforts to address PFAS in Lower Issaquah Valley drinking water. The funding will also support continued groundwater sampling and deep aquifer characterization through refinement of the cross-sectional MODFLOW 3D model. Consultants will be hired to conduct the quarterly groundwater monitoring, data gaps analysis and remedial investigation activities, and other tasks required to cleanup source areas.

### Sammamish Plateau Water Treatment Plant (\$15,715,000)

The Lower Issaquah Valley Aquifer (LIVA) is the Sammamish Plateau Water and Sewer District's (SPWSD) most significant water source, providing about 40 percent of the District's drinking water for its 65,000 customers through three wells (wells 7, 8, and 9). In 2016, several PFAS compounds were first detected in all three wells, and SPWSD shut down two of the wells (Well 8 in 2016 and Well 7 in 2017) because the PFAS concentrations exceeded State Action Levels. PFAS contamination detections in Well 9 have occurred, at lower concentrations, allowing SPWSD to continue to use this well by blending water with other sources. With only one of these three well open, SPWSD has been operating at reduced capacity.

Ecology is requesting funds to support SPWSD's construction of a granular activated carbon (GAC) treatment plant to treat PFAS contamination in all three of the wells. SPWSD has already completed 90 percent of the engineering design for the needed plant. This installation will include four pairs of pressurized vessels (i.e. the GAC treatment system), a prefabricated building to house the system, piping connections to the existing water treatment and distribution systems, and a disposal system for contaminated backwash during flushing operations. This PFAS treatment system will subsequently return the two shutdown wells to service, bring the city water reserves back to full capacity, help remove PFAS contamination from the environment, and allow SPWSD to provide PFAS-free water from all three of the LIVA wells (wells 7, 8, and 9).

### What are the specific benefits of this project?

The treatment plant will allow SPWSD to provide treated PFAS-free drinking water to 65,000 people through the wells currently shutdown, while the City of Issaquah and Eastside Fire and Rescue continue investigations to identify and remediate the source of contamination. Ecology and communities with PFAS contaminated drinking water both benefit. Communities will benefit from state support for costly investigation and cleanup work, while Ecology builds its knowledge about appropriate cleanup actions and the associated cleanup costs.

This request will also provide economic benefits to the state by creating up to 44 jobs during the next two years based on Office of Financial Management estimates.

### What are the effects of non-funding?

Cleanup remedies to address PFAS in public drinking water sources require new cleanup approaches and technologies. Without a continuing investment and partnership with these communities, Ecology would be less informed about how best to characterize, evaluate, design, and clean up these types of sites to ensure continued cleanup at these locations and others.

# 461 - Department of Ecology Capital Project Request

2023-25 Biennium

\*

Version: BI Biennial 2023-25 Initial

Report Number: CBS002

Date Run: 9/12/2022 9:57AM

Project Number: 40000530

Project Title: 2023-25 PFAS Contaminated Drinking Water

## Description

The City of Issaquah and Eastside Fire and Rescue have continued to invest in the project and partner with Ecology to investigate and conduct monitoring and remediation work.

If the Sammamish Plateau Water Treatment Plant is not constructed, wells 7 and 8 will remain out of commission, reducing the clean water supply for the area.

### Why is this the best option or alternative?

Past capital investments by Legislature in PFAS projects in the Issaquah Valley were funded from the State Building Construction Account:

- Department of Commerce (Commerce) (ESSB 6095, Section 1012, PFAS Pilot Project = \$206,000)
- Ecology (SHB 1102, Section 3103, PFAS Pilot Project = \$400,000)
- Ecology (SHB 1080, Section 3108, PFAS Pilot Project = \$750,000)

The projects funded by this capital request are similar to ones that may be funded through Ecology's Remedial Action Grant (RAG) program's safe drinking water grants. However, the RAG program requires an established cleanup level for eligibility, and most PFAS cleanup levels have not been set. As cleanup levels are established in the future, these types of projects may qualify for RAG funding.

Based on initial conversations with the Department of Health (DOH), the Sammamish Plateau Water Treatment Plant may be eligible for the Drinking Water State Revolving Fund (DWSRF) Construction Loan Cycle, which opens in October 2022. This program provides a low-interest loan with the potential of principle forgiveness for disadvantaged communities and PFAS projects with the highest public health risk.

In addition, based on initial conversations with Commerce, the Sammamish Plateau Water Treatment Plant may also be eligible for a Traditional Construction Program Loan (Public Works Assistance Account). The application cycle for that funding program closes in September 2022, but it unknown whether SPWSD will apply, or whether they would be funded.

Ecology will continue to coordinate with DOH and Commerce as their funding programs move forward to determine if a portion of this request will be proposed and funded by either program in the 2023-25 biennium. If the \$15.7 million Sammamish Plateau water treatment plant is funded at DOH or Commerce, that portion of this budget request will not be needed (the \$1.5 million Lower Issaquah Valley Investigation component will be needed).

### How will clients be affected and services change if this project is funded?

Ecology has been working with communities whose drinking water is contaminated with PFAS. The impact of this request on local governments will be continued and expanded technical assistance as contamination is characterized and cleaned up, and funding to directly support additional investigation and remedial activities, and the installation of a PFAS treatment plant to provide PFAS-free drinking water to the Sammamish Plateau area.

### How is the request impacting equity in the state?

Ecology's work to address PFAS is still in the beginning stages. However, the benefits of expanding our ability to address these contaminants will be a significant benefit to the state and to the communities most impacted by these pollutants. PFAS have some unique properties that cause them to behave differently in the environment from other contaminants that Ecology

# 461 - Department of Ecology Capital Project Request

2023-25 Biennium

\*

Version: BI Biennial 2023-25 Initial

Report Number: CBS002

Date Run: 9/12/2022 9:57AM

Project Number: 40000530

Project Title: 2023-25 PFAS Contaminated Drinking Water

## Description

typically cleans up. One of the unique properties is strong chemical bonds, making them persistent in the environment and difficult to break down. Very little data is available about this large family of complex compounds.

This request will support ongoing PFAS pilot work, which will provide critical information and learning for Ecology staff on the unique fate and transport properties of PFAS and how to treat these emerging contaminants of concern. The experience gained from this request will help Ecology provide assistance that is more effective to communities in Washington facing similar PFAS contamination concerns. PFAS contaminants are more prevalent in industrialized areas, and improving Ecology's understanding and strategy to address PFAS will provide much needed expertise in addressing impacts for vulnerable populations and overburdened communities living in proximity to these contaminants.

### What is the agency's proposed funding strategy for the project?

Ecology requests funding through the State Building Construction Account (SBCA). The Legislature has made prior investments to address the PFAS water contamination with SBCA appropriations to both Ecology and Commerce.

In the future, Ecology may be able to recover project costs for these types of projects. The timing of that cost recovery would be dependent on a number of factors: 1) the timing of imposing site specific cleanup levels based on the DOH State Action Levels; 2) the timing of when the EPA establishes Maximum Contaminant Levels (MCLs) for one or more PFAS compounds; 3) the timing of Ecology establishing cleanup levels for PFAS compounds; and 4) whether Ecology is able to identify and formally name potentially liable parties for PFAS contamination at the applicable sites.

### Are FTEs required to support this project?

No.

### How does the project support the agency and statewide results?

This request is essential to achieving the Governor's Results Washington Goal 3: Sustainable Energy and a Clean Environment and Ecology's Goal 3: Prevent and Reduce Toxic Threats and Pollution because it will increase Ecology's capability to characterize, clean up, and support infrastructure improvements at PFAS contaminated sites.

### How will the other state programs or units of government be affected if this project is funded?

Ecology worked with DOH to develop a chemical action plan (CAP) that identifies sources and recommends actions to reduce the use, release, and exposure to PFAS in Washington. Ecology is working to comply with DOH's new State Action Levels for PFAS substances in drinking water, and we continue to coordinate with DOH. The Manchester Environmental Lab is working to add PFAS analyses to their repertoire, and Ecology's Toxics Cleanup Program is working with our Hazardous Waste and Toxics Reduction and Water Quality Programs at these sites.

The impact of this request on local governments will be continued and expanded technical assistance as contamination is characterized and cleaned up, and funding to directly support additional investigation and remedial activities, and the installation of a PFAS treatment plant to provide PFAS-free drinking water to the Sammamish Plateau area.

Ecology has a separate, but related 2023-25 capital budget request for continued support for its Product Replacement Program, which focuses on removing and replacing toxic chemicals present in products, processes, and technologies (including PFAS) to help prevent them from entering the environment. One of the best and most effective ways to prevent further environmental contamination, protect water quality, and reduce human health risk is to eliminate toxic chemicals, like PFAS, at the source.

## Proviso

461 - Department of Ecology  
 Capital Project Request

2023-25 Biennium

\*

Version: BI Biennial 2023-25 Initial

Report Number: CBS002

Date Run: 9/12/2022 9:57AM

Project Number: 40000530

Project Title: 2023-25 PFAS Contaminated Drinking Water

**Description**

No

**Location**

City: Statewide

County: Statewide

Legislative District: 098

**Project Type**

Grants

Grant Recipient Organization: Local Governments

RCW that establishes grant: N/A

Application process used  
 N/A

**Growth Management impacts**

N/A

**Funding**

Acct Code	Account Title	Estimated Total	Expenditures		2023-25 Fiscal Period	
			Prior Biennium	Current Biennium	Reapprops	New Approps
057-1	State Bldg Constr-State	17,215,000				17,215,000
	<b>Total</b>	<b>17,215,000</b>	<b>0</b>	<b>0</b>	<b>0</b>	<b>17,215,000</b>

		Future Fiscal Periods			
		2025-27	2027-29	2029-31	2031-33
057-1	State Bldg Constr-State				
	<b>Total</b>	<b>0</b>	<b>0</b>	<b>0</b>	<b>0</b>

**Operating Impacts**

No Operating Impact

**SubProjects**

SubProject Number: 40000531

SubProject Title: PFAS Pilot

461 - Department of Ecology  
Capital Project Request

2023-25 Biennium

\*

Version: BI Biennial 2023-25 Initial

Report Number: CBS002

Date Run: 9/12/2022 9:57AM

Project Number: 40000530

Project Title: 2023-25 PFAS Contaminated Drinking Water

**SubProjects**

SubProject Number: 40000531

SubProject Title: PFAS Pilot

Starting Fiscal Year: 2024

Project Class: Grant

Agency Priority: 15

**Project Summary**

Per- and polyfluorinated alkyl substances (PFAS) are a group of over 4,700 synthetic organic chemicals used in consumer and industrial applications, including cookware, carpets, and food packaging. One common PFAS use is in certain types of firefighting foam used by the U.S. military, local fire departments, airports, and others. They have become a serious public health concern, and they are known to remain in the environment for a long time. The extent of the impact of PFAS compounds in Washington’s environment is an emerging issue. This request will provide funding for projects in the Lower Issaquah Valley, where community water supplies are contaminated with PFAS. (State Building Construction Account)

**Project Description**

Ecology has been working with the City of Issaquah and Eastside Fire & Rescue to investigate and characterize potential sources of PFAS contamination at multiple locations, develop a groundwater model, and implement a pilot PFAS cleanup in the Issaquah Valley Aquifer to inform future remediation activities. Since 2018, the State has invested over \$1.3 million in capital funds to assist these local government entities. PFAS contamination was first discovered in drinking water supply wells in the City of Issaquah in 2016, which is suspected to be associated with aqueous film-forming foam (AFFF) historically used during firefighting training exercises in the Lower Issaquah Valley.

Ecology is requesting funding to support data gaps investigations and analysis, including installation of new groundwater monitoring wells and borings at three PFAS-contaminated locations. Funding will also be used for further development of a remedial investigation, and preliminary work towards a feasibility study. Interim cleanup actions may also be conducted on an as-needed basis as part of efforts to address PFAS in Lower Issaquah Valley drinking water. The funding will also support continued groundwater sampling and deep aquifer characterization through refinement of the cross-sectional MODFLOW 3D model. Consultants will be hired to conduct the quarterly groundwater monitoring, data gaps analysis and remedial investigation activities, and other tasks required to cleanup source areas.

**Location**

City: Issaquah

County: King

Legislative District: 005

**Project Type**

Grants

Grant Recipient Organization: Local Governments

RCW that establishes grant: N/A

Application process used

N/A

**Growth Management impacts**

N/A



461 - Department of Ecology  
 Capital Project Request

2023-25 Biennium

\*

Version: BI Biennial 2023-25 Initial

Report Number: CBS002

Date Run: 9/12/2022 9:57AM

Project Number: 40000530

Project Title: 2023-25 PFAS Contaminated Drinking Water

**SubProjects**

SubProject Number: 40000531

SubProject Title: PFAS Pilot

<u>Funding</u>		<u>Expenditures</u>			<u>2023-25 Fiscal Period</u>	
<u>Acct Code</u>	<u>Account Title</u>	<u>Estimated Total</u>	<u>Prior Biennium</u>	<u>Current Biennium</u>	<u>Reappropriations</u>	<u>New Appropr</u>
057-1	State Bldg Constr-State	1,500,000				1,500,000
	<b>Total</b>	<b>1,500,000</b>	<b>0</b>	<b>0</b>	<b>0</b>	<b>1,500,000</b>

		<u>Future Fiscal Periods</u>			
		<u>2025-27</u>	<u>2027-29</u>	<u>2029-31</u>	<u>2031-33</u>
057-1	State Bldg Constr-State				
	<b>Total</b>	<b>0</b>	<b>0</b>	<b>0</b>	<b>0</b>

Operating Impacts

No Operating Impact

SubProject Number: 40000532

SubProject Title: Sammamish Plateau Water Treatment Plant

461 - Department of Ecology  
 Capital Project Request

2023-25 Biennium

\*

Version: BI Biennial 2023-25 Initial

Report Number: CBS002

Date Run: 9/12/2022 9:57AM

Project Number: 40000530

Project Title: 2023-25 PFAS Contaminated Drinking Water

**SubProjects**

SubProject Number: 40000532

SubProject Title: Sammamish Plateau Water Treatment Plant

Starting Fiscal Year: 2024

Project Class: Grant

Agency Priority: 15

**Project Summary**

Per- and polyfluorinated alkyl substances (PFAS) are a group of over 4,700 synthetic organic chemicals used in consumer and industrial applications, including cookware, carpets, and food packaging. One common PFAS use is in certain types of firefighting foam used by the U.S. military, local fire departments, airports, and others. They have become a serious public health concern, and they are known to remain in the environment for a long time. The extent of the impact of PFAS compounds in Washington’s environment is an emerging issue. This request will provide funding for projects in the Lower Issaquah Valley, where community water supplies are contaminated with PFAS. (State Building Construction Account)

**Project Description**

The Lower Issaquah Valley Aquifer (LIVA) is the Sammamish Plateau Water and Sewer District’s (SPWSD) most significant water source, providing about 40 percent of the District’s drinking water for its 65,000 customers through three wells (wells 7, 8, and 9). In 2016, several PFAS compounds were first detected in all three wells, and SPWSD shut down two of the wells (Well 8 in 2016 and Well 7 in 2017) because the PFAS concentrations exceeded State Action Levels. PFAS contamination detections in Well 9 have occurred, at lower concentrations, allowing SPWSD to continue to use this well by blending water with other sources. With only one well open, SPWSD has been operating at reduced capacity.

Ecology is requesting funds to support SPWSD’s construction of a granular activated carbon (GAC) treatment plant to treat PFAS contamination in all three of the wells. SPWSD has already completed 90 percent of the engineering design for the needed plant. This installation will include four pairs of pressurized vessels (i.e. the GAC treatment system), a prefabricated building to house the system, piping connections to the existing water treatment and distribution systems, and a disposal system for contaminated backwash during flushing operations. This PFAS treatment system will subsequently return the two shutdown wells to service, bring the city water reserves back to full capacity, help remove PFAS contamination from the environment, and allow SPWSD to provide PFAS-free water from all three of the LIVA wells (wells 7, 8, and 9).

**Location**

City: Issaquah

County: King

Legislative District: 005

**Project Type**

Grants

Grant Recipient Organization: Local Governments

RCW that establishes grant: N/A

Application process used

N/A

**Growth Management impacts**

N/A

461 - Department of Ecology  
 Capital Project Request

2023-25 Biennium

\*

Version: BI Biennial 2023-25 Initial

Report Number: CBS002

Date Run: 9/12/2022 9:57AM

Project Number: 40000530

Project Title: 2023-25 PFAS Contaminated Drinking Water

**SubProjects**

SubProject Number: 40000532

SubProject Title: Sammamish Plateau Water Treatment Plant

<u>Funding</u>		<u>Expenditures</u>			<u>2023-25 Fiscal Period</u>	
<u>Acct Code</u>	<u>Account Title</u>	<u>Estimated Total</u>	<u>Prior Biennium</u>	<u>Current Biennium</u>	<u>Reappropriations</u>	<u>New Appropr</u>
057-1	State Bldg Constr-State	15,715,000				15,715,000
	<b>Total</b>	<b>15,715,000</b>	<b>0</b>	<b>0</b>	<b>0</b>	<b>15,715,000</b>
		<u>Future Fiscal Periods</u>				
		<u>2025-27</u>	<u>2027-29</u>	<u>2029-31</u>	<u>2031-33</u>	
057-1	State Bldg Constr-State					
	<b>Total</b>	<b>0</b>	<b>0</b>	<b>0</b>	<b>0</b>	

**Operating Impacts**

No Operating Impact

**Ecology 2023-25 Capital Budget Project List  
Toxics Cleanup Program  
2023-25 PFAS Contaminated Drinking Water**

August 2022

**Purpose:** This list provides project details about the 2023-25 PFAS Contaminated Drinking Water capital budget request. This list represents cleanup projects that are addressing PFAS as a contaminant of concern in drinking water. This list is a plan based on the best information available to Ecology. The plan may change as more information becomes available.

Rank	Applicant / Recipient	Project Title	Project Description	Amount	Phase of Cleanup	Site Address	City	County	Leg. District	WRIA	Lat.	Long.
1	Eastside Fire & Rescue / City of Issaquah	PFAS Pilot	<p>Ecology has been working with the City of Issaquah and Eastside Fire &amp; Rescue to investigate and characterize potential sources of PFAS contamination at multiple locations, develop a groundwater model, and implement a pilot PFAS cleanup in the Issaquah Valley Aquifer to inform future remediation activities. Since 2018, the State has invested over \$1.3 million in capital funds to assist these local government entities. PFAS contamination was first discovered in drinking water supply wells in the City of Issaquah in 2016, which is suspected to be associated with aqueous film-forming foam (AFFF) historically used during firefighting training exercises in the Lower Issaquah Valley.</p> <p>Ecology is requesting funding to support data gaps investigations and analysis, including installation of new groundwater monitoring wells and borings at three PFAS-contaminated locations. Funding will also be used for further development of a remedial investigation, and preliminary work towards a feasibility study. Interim cleanup actions may also be conducted on an as-needed basis as part of efforts to address PFAS in Lower Issaquah Valley drinking water. The funding will also support continued groundwater sampling and deep aquifer characterization through refinement of the cross-sectional MODFLOW 3D model. Consultants will be hired to conduct the quarterly groundwater monitoring, data gaps analysis and remedial investigation activities, and other tasks required to cleanup source areas.</p>	1,500,000	Remedial Investigation	N/A	Issaquah	King	5	8	47.316	-122.024
2	Sammamish Plateau Water and Sewer Districts (SPWSD)	Sammamish Plateau Water Treatment Plant	<p>The Lower Issaquah Valley Aquifer (LIVA) is the Sammamish Plateau Water and Sewer District's (SPWSD) most significant water source, providing about 40 percent of the District's drinking water for its 65,000 customers through three wells (wells 7, 8, and 9). In 2016, several PFAS compounds were first detected in all three wells, and SPWSD shut down two of the wells (Well 8 in 2016 and Well 7 in 2017) because the PFAS concentrations exceeded State Action Levels. PFAS contamination detections in Well 9 have occurred, at lower concentrations, allowing SPWSD to continue to use this well by blending water with other sources. With only one well open, SPWSD has been operating at reduced capacity.</p> <p>Ecology is requesting funds to support SPWSD's construction of a granular activated carbon (GAC) treatment plant to treat PFAS contamination in all three of the wells. SPWSD has already completed 90 percent of the engineering design for the needed plant. This installation will include four pairs of pressurized vessels (i.e. the GAC treatment system), a prefabricated building to house the system, piping connections to the existing water treatment and distribution systems, and a disposal system for contaminated backwash during flushing operations. This PFAS treatment system will subsequently return the two shutdown wells to service, bring the city water reserves back to full capacity, help remove PFAS contamination from the environment, and allow SPWSD to provide PFAS-free water from all three of the LIVA wells (wells 7, 8, and 9).</p>	15,715,000	Cleanup Construction	940 1st Ave NE	Issaquah	King	5	8	47.540	-122.033
<b>TOTAL</b>				<b>17,215,000</b>								

# 461 - Department of Ecology Capital Project Request

2023-25 Biennium

\*

Version: BI Biennial 2023-25 Initial

Report Number: CBS002

Date Run: 9/12/2022 1:41PM

Project Number: 40000479

Project Title: 2023-25 Reducing Toxic Wood Stove Emissions

## Description

Starting Fiscal Year: 2024

Project Class: Grant - Pass Through

Agency Priority: 20

### Project Summary

Smoke from wood burning stoves causes asthma, lung disease, heart disease, stroke, and premature death. The Wood Smoke Reduction Grant Program reduces emissions from old, high-polluting wood stoves in communities facing significant public health threats from wood smoke. Funds will be used to replace uncertified wood-burning home heating devices with cleaner home heating options and deploy cleaner burning emission control solutions. Priority will be given to communities at high risk of violating national ambient air quality standards to prevent violations and avoid significant economic, environmental, and public health consequences. Related to Puget Sound Action Agenda implementation. (Model Toxics Control Capital Account)

### Project Description

#### What is the proposed project?

Ecology is requesting \$4,144,000 for the agency's ongoing, competitive Wood Smoke Reduction Grant Program. Wood stoves last 20 or more years, and the change to cleaner home heating is slow. Based on residential wood combustion surveys in 2001 and 2007, and the number of housing units reported by Office of Financial Management in 2011, Ecology estimates that over 200,000 uncertified, pre-1990, highly-inefficient and polluting wood stoves are still being used in Washington. Many of those are located in communities at high risk of violating federal air pollution standards. Cleaner replacement home heating devices, such as certified wood stoves, natural gas furnaces, or heat pumps are long-term capital investments for households. This grant program will help speed the transition to cleaner, more efficient technology.

This request will provide grants to local communities that violate or are close to violating federal fine particle pollution standards. Communities at highest risk include Clarkston, Colville, Darrington, Ellensburg, Marysville, Omak, Seattle, Spokane, Sunnyside, Tacoma, Toppenish, Twisp, Vancouver, and Yakima. An additional four communities measure pollution at levels creating public health concerns, including Columbia Valley, Leavenworth, Olympia/Tumwater/Lacey, and Wenatchee. Funds will be used for:

- Wood stove replacement (offering a financial incentive to replace older, high-polluting wood-burning devices with cleaner heating alternatives).
- Capital investments to improve home heating efficiency in homes where wood is used for heat.

To date, Ecology and its local air agency partners have changed out nearly 7,000 older, uncertified stoves in high wood stove use communities that are violating, or at risk of violating, federal air pollution standards. Over 2,800 more uncertified wood stoves have been collected, rendered inoperative, and recycled through successful decommission incentive programs that remove the dirtiest stoves from the secondary market (preventing sale of used devices on e-bay, Craig's List, and classified advertising). These combined strategies have resulted in lower air pollution measurements and significantly improved air quality, especially in two of Washington's worst polluted communities, Tacoma/Pierce County and Yakima, and helped bring them into compliance with federal air quality standards.

#### What opportunity or problem is driving this request?

Exposure to fine particles damages public health and is especially harmful to people with lung and heart diseases. Fine particles can irritate the lungs and carry toxic and carcinogenic chemicals (the by-products of combustion). These pollutants cause or exacerbate asthma, heart disease, lung disease, and stroke, and lead to cancer and premature death. Increased disease and associated health costs hurt the financial stability of families, businesses, and governments. Ecology's 2009

# 461 - Department of Ecology Capital Project Request

2023-25 Biennium

\*

Version: BI Biennial 2023-25 Initial

Report Number: CBS002

Date Run: 9/12/2022 1:41PM

Project Number: 40000479

Project Title: 2023-25 Reducing Toxic Wood Stove Emissions

## Description

study on the health effects of fine particle pollution in Washington estimated 1,100 people die each year from exposure to particulate matter, and health care and societal costs of exposure-related disease approach \$200 million (2009 dollars) each year (Department of Ecology. Health Effects and Economic Impacts of Fine Particle Pollution in Washington, 2009 - <https://apps.ecology.wa.gov/publications/SummaryPages/0902021.html>).

Seventeen small, medium, and large communities across Washington State measure pollution levels close to violation of the federal fine particle air pollution standards. Pollution from heating devices that use wood is the principal cause of fine-particle pollution problems in these communities.

When communities violate federal air pollution standards, there are significant economic penalties. Violations require commercial, industrial, community, and private investment in strategies to reduce pollution levels. They also raise the air quality permit requirements for new companies wanting to move into a community or for existing companies that want to invest in facility improvements. These requirements may dissuade new business in these communities and discourage existing companies from expanding, upgrading, or remaining. People may choose not to move to or live in a community with heavily polluted air, which can depress property values.

As a respiratory virus, the COVID-19 pandemic continues to represent a significant threat to people around the world, making cleaner air an even more emergent priority. Multiple communities across Washington State measure pollution levels close to violation of the federal fine particle air pollution standards. It is critical for public health and the economy to prevent areas from violating these standards and, where that is not possible, to clean the air as quickly as practical. The state and local communities have five years under federal law to bring violating areas back into compliance with federal standards. It is better to prevent violations than to be found in violation. Reducing fine particle emissions from tens of thousands of wood-burning devices is a crucial component in returning areas to clean air status and removing barriers to economic growth. The strategies supported by this request will lead to reduced atmospheric pollution levels, requiring fewer or less stringent regulatory actions.

### What are the specific benefits of this project?

Fine-particle pollution will be reduced in communities that violate or are at risk of violating federal standards. Washington residents will breathe less toxic levels of air pollution, leading to fewer adverse health effects caused by the pollutant and lower health care costs associated with lung and cardiovascular diseases. Ecology's 2009 study estimated that fine-particle pollution in Washington is responsible for over 1,100 deaths and nearly \$200 million in public health and societal costs each year.

Quickly reducing the amount of emissions from high-polluting wood stoves will also prevent or reduce the long-term economic impacts to the communities in violation of federal air quality standards. Wood stove change-out programs provide jobs in a number of ways. These programs increase sales and installation of replacement stoves or other heating options in existing homes, resulting in creating or sustaining retail and construction jobs. In addition, three of the nation's top five wood stove manufacturers are located in Washington. Many of the change-outs will result in sales of new appliances from these manufacturers, increasing and sustaining jobs in that sector of the economy. Also, replaced stoves have a value on the market as scrap metal. Recycling old stoves as part of this replacement program can create or sustain jobs in the metal recycling industry.

This project will provide economic benefits to the state by creating up to 20 jobs during the next two years based on Office of Financial Management estimates.

# 461 - Department of Ecology Capital Project Request

2023-25 Biennium

\*

Version: BI Biennial 2023-25 Initial

Report Number: CBS002

Date Run: 9/12/2022 1:41PM

Project Number: 40000479

Project Title: 2023-25 Reducing Toxic Wood Stove Emissions

## Description

### What are the effects of non-funding?

Failure to address wood stove emissions would mean continued high exposure levels resulting in preventable diseases and increased health care costs.

If the federal air quality standards are violated, emission reductions would be imposed on all principal sources of fine particles in violating areas (including industrial and commercial facilities and transportation) within five years of being designated out of compliance. Strategies to reduce emissions can include stronger regulations, tougher permitting conditions, incentive programs (with costs for industry and local and state government), or a combination of these strategies. Strict regulatory strategies can have a negative effect on local economies, aggravating existing business and employment conditions and impacting community livability.

If we do not adopt successful strategies, we risk federal intervention and decision making shifting to the federal government (through imposition of a Federal Implementation Plan); increased costs/penalties for new or expanding businesses; and possible sanctions. Sanctions could include reduced federal air quality grants and withheld federal transportation grant funds.

### Why is this the best option or alternative?

During the last seven biennia, funds from the state's wood stove change-out grant program have replaced nearly 7,000 uncertified wood stoves with cleaner burning alternatives, reducing more than 211 cumulative tons per year of fine-particle pollution. Combined with better compliance programs, wood stove change-outs have helped substantially reduce high pollution measurements in Tacoma/Pierce County and in Yakima, bringing those communities into compliance with federal air quality standards.

Grant funds are targeted toward old, high-polluting, high-use stoves owned by low-income residents. Ecology estimates the state's high-risk air polluted areas still contain tens of thousands of uncertified wood-burning devices. Washington needs a combination of regulatory policies and incentives to reduce use of these stoves to achieve and maintain compliance with the federal air quality standards in high-risk areas. Without funding for this established grant program, local small businesses that continue to be severely strained by the COVID-19 pandemic economic downturn would experience more negative economic impacts.

### How will clients be affected and services change if this project is funded?

Old wood stoves remain in use for 20 or more years. Without change-out programs or other incentives, they will continue as a primary source of winter smoke pollution for many years. Funding this request will accelerate removal of these high-polluting stoves. Some wood stove owners will receive partial or full reimbursement for replacing old wood-burning devices with cleaner alternatives. Local communities facing high levels of wood smoke pollution generally support full-cost replacements for low-income residents that rely on wood heat, and this approach supports environmental justice goals.

Current programs prioritize replacing older, high-polluting, uncertified stoves in low-income, high wood-use homes. Replacements generate cleaner, more efficient heat; can save residents money on heating bills; and provide a more comfortable living space. Ecology will assess other strategies that reduce the need for wood heat, such as weatherization, improving home heating efficiency, or providing access to infrastructure like natural gas or electricity that allows use of cleaner burning technologies or alternatives.

# 461 - Department of Ecology Capital Project Request

2023-25 Biennium

\*

Version: BI Biennial 2023-25 Initial

Report Number: CBS002

Date Run: 9/12/2022 1:41PM

Project Number: 40000479

Project Title: 2023-25 Reducing Toxic Wood Stove Emissions

## Description

### How is the request impacting equity in the state?

In response to the Governor's focus on Environmental Justice (EJ), Ecology worked to incorporate EJ consideration into the 2021-23 wood smoke reduction grant program. We accomplished this in two ways:

First, Ecology used the Department of Health's 'Washington Tracking Network' tool to develop a scoring criteria for the competitive grant program that incorporated EJ concerns for geographic/demographic communities identified within that data to be overburdened by PM2.5 pollution. EJ scoring criteria includes:

- High pollutant levels identified in targeted geographic areas,
- reducing exposure to environmental hazards,
- health disparities, and
- areas identified as being a population living in poverty.

Second, Ecology established grant scoring criteria that encouraged applicants to incorporate additional levels of financial support/incentive to homeowners that meet criteria for income qualification. Income eligibility criteria includes:

- Designating the projects to include elements for increased financial support to income-qualifying applicants,
- using the Department of Health map to identify communities with a census tract ranking of eight or higher, and
- the unemployment rate.

To advance equitable access to clean air, these two items are included as ongoing in the wood smoke funding opportunity guidelines and will also be used for funding decisions made in the 2023-25 biennium.

### What is the agency's proposed funding strategy for the project?

Ecology proposes Model Toxics Control Capital Account funding for this request. Ecology will grant funds directly to local clean air agencies. Where no clean air agencies exist, we will administer the program through Ecology's regional offices. The State Toxics Control Account and the State Building Construction Account have both funded these grants in past biennia. In 2019, the Legislature revised the Model Toxic Control Act accounts, established the Model Toxics Control Capital Account (RCW 70A.305.190), and authorized the account for wood stove reduction grants and toxic air pollutant reduction programs.

Funding for this request includes \$20,000 to maintain and update the grant or loan applications in the agency systems.

### Are FTEs required to support this project?

This request requires a total of 0.45 FTE. This position implements the grant program, evaluating client needs and solutions, soliciting applications, and providing technical assistance. This is a slight increase over the staffing level for the 2021-23 biennium to provide slightly more oversight and timely agreements.

Please note, this FTE supports both this new appropriation and other related reappropriation projects under this capital program.



# 461 - Department of Ecology Capital Project Request

2023-25 Biennium

\*

Version: BI Biennial 2023-25 Initial

Report Number: CBS002

Date Run: 9/12/2022 1:41PM

Project Number: 40000479

Project Title: 2023-25 Reducing Toxic Wood Stove Emissions

## Description

### How does the project support the agency and statewide results?

This request is essential to achieving the following Ecology goals:

- Goal 1: Support and Engage our Communities, Customers, and Employees because the funds will be used to replace uncertified wood-burning home heating devices owned by low-income residents and will save them money on heating bills.
- Goal 2: Reduce and Prepare for Climate Impacts and Goal 3: Prevent and Reduce Toxic Threats and Pollution because replacing uncertified wood-burning home heating devices will reduce emissions and deposits of toxic fine particle pollution and black carbon that contribute to a warming climate and are hazardous to human health.

This request is essential to achieving the following Results Washington Goals:

- Goal 2: Prosperous Economy because it will prevent economic sanctions from being imposed on areas that violate federal air quality standards; and support and create jobs related to the wood stove change-out programs.
- Goal 3: Sustainable Energy and a Clean Environment because increasing the number of wood stoves replaced with cleaner burning technologies is a leading indicator for achieving healthy air.
- Goal 4: Healthy and Safe Communities because reducing the volume of fine particle pollution; especially in high-risk communities throughout the state.

This request supports the Puget Sound Action Agenda implementation through Ongoing Program OGP\_ECY33: Air – Reducing Toxic Woodstove Emissions, and is linked to the Air Quality Vital Sign, and to the following Strategies, Desired Outcome, and Actions below:

#### Strategies

- Strategy 8 - Prevent pollution by promoting the development and use of safer alternatives to toxic chemicals and ensuring proper disposal.
- Strategy 26 - Protect human health, considering disproportionate impacts on sensitive populations, through programs that educate communities and limit harmful exposures from air and water contaminants.

Desired Outcome 5.6.1 - Levels and patterns of air pollution do not threaten Puget Sound communities or sensitive populations with adverse health outcomes.

#### Actions:

- 112 - Direct beneficial environmental activities, investments, and community research towards better understanding and improving areas with environmental health disparities and where the environmental health improvements will be greatest.
- 199 - Limit people's exposures to harmful air pollution.

### How will the other state programs or units of government be affected if this project is funded?

This funding will help counties and local communities meet their obligations to reduce fine-particle emissions and meet

461 - Department of Ecology  
 Capital Project Request

2023-25 Biennium

\*

Version: BI Biennial 2023-25 Initial

Report Number: CBS002

Date Run: 9/12/2022 1:41PM

Project Number: 40000479

Project Title: 2023-25 Reducing Toxic Wood Stove Emissions

**Description**

federal air quality standards required by federal and state law. This will help ensure healthy air quality, prevent unnecessary disease and health care costs, and help eliminate potential economic sanctions and constraints imposed by EPA when communities fail to meet federal air quality standards. Federal law requires that all states attain the National Ambient Air Quality Standards (NAAQS). Areas that do not attain the NAAQS must develop plans for how they will reach attainment, and failing can trigger penalties under federal law, including withholding of federal highway funds.

**Proviso**

N/A

**Project Type**

Grants

**Grant Recipient Organization:** Local Air Agencies and Ecology Regional Offices

**RCW that establishes grant:** N/A

**Application process used**

Competitive grants. Ecology establishes grant criteria for each grant cycle, such as: location in an area designated non-attainment for federal ambient air quality standards or at risk of being declared non-attainment; ability to leverage other funding sources; proposed actions resulting in the greatest PM 2.5 emission reductions; creative approaches to reach high volume wood users; replacing uncertified devices that are a home's primary heat source; educating consumers; readiness to proceed; and demonstrated capacity to spend the requested funding. Ecology also utilizes the Department of Health's Washington Tracking Network mapping tool to help prioritize those populations that have historically been disproportionately impacted by air pollution (Environmental Justice). All applications are received, evaluated, and ranked against the adopted criteria, and decisions on funding are made based on the amount available and the worthiness of projects. Costs include maintenance and updates to the grant/loan applications in the agency's grant and loan system

**Growth Management impacts**

N/A

**Funding**

Acct Code	Account Title	Estimated Total	Expenditures		2023-25 Fiscal Period	
			Prior Biennium	Current Biennium	Reappropriations	New Appropriations
23N-1	MTC Capital Account-State	20,720,000				4,144,000
	<b>Total</b>	<b>20,720,000</b>	<b>0</b>	<b>0</b>	<b>0</b>	<b>4,144,000</b>

Acct Code	Account Title	Future Fiscal Periods			
		2025-27	2027-29	2029-31	2031-33
23N-1	MTC Capital Account-State	4,144,000	4,144,000	4,144,000	4,144,000
	<b>Total</b>	<b>4,144,000</b>	<b>4,144,000</b>	<b>4,144,000</b>	<b>4,144,000</b>

**Operating Impacts**

No Operating Impact

# 461 - Department of Ecology Capital Project Request

2023-25 Biennium

\*

Version: BI Biennial 2023-25 Initial

Report Number: CBS002

Date Run: 9/12/2022 1:42PM

Project Number: 40000529

Project Title: 2023-25 ASARCO Everett Smelter Plume Cleanup

## Description

Starting Fiscal Year: 2024

Project Class: Grant

Agency Priority: 21

### Project Summary

This request will accelerate cleanup work related to the ASARCO smelter site in the City of Everett, which operated from 1894 to 1912. The smelter released arsenic, lead, and other contamination into the air that subsequently contaminated the city's residential soil, groundwater, and industrial areas adjacent to the Snohomish River. Without cleanup, these sites pose threats to public health, the environment, groundwater, and fish and wildlife resources. Cleaning up these sites will protect public and environmental health, create jobs, and promote economic growth. Related to Puget Sound Action Agenda Implementation. (Model Toxics Control Capital Account.)

### Project Description

#### What is the proposed project?

Ecology is requesting \$7,679,000 to continue cleanup and remediation work for the Everett Smelter Plume (ESP) site. Historically, these activities have been funded from the Cleanup Settlement Account (CSA). The Legislature created this account in 2008 to manage money from settlements or court orders in cases of bankruptcy, limited ability to pay, or natural resource damages. In 2009, the ASARCO bankruptcy settlement provided the state with \$33.9 million to pay for cleanup of the Everett Smelter Plume site. Ecology's current cleanup estimate for the Everett Smelter Plume site is \$78 million, which has gradually increased over more than 20 years from the original estimates, due to inflation. That leaves a funding gap of approximately \$44 million in cleanup needs.

Ecology expects the Everett portion of the ASARCO bankruptcy settlement deposited in the CSA to be exhausted by the end of the 2023-25 biennium (these funds have already been appropriated). The original expectation was CSA funds would be exhausted by the end of the 2019-2021 biennium; however, spending freezes associated with the COVID-19 pandemic significantly delayed the project. Ecology is committed to getting the project back on track with an accelerated cleanup timetable.

Ecology is requesting additional appropriation from the Model Toxics Control Capital Account (MTCA Capital) in the 2023-25 biennium to continue remediation and outreach work and prevent funding gaps that could cause costly delays for the public works contracting process.

This request will continue the accelerated cleanup and outreach activities at the following locations (including required staffing):

- Industrial Areas Adjacent to the Snohomish River (Lowlands) - \$1,000,000

During the 2023-25 biennium, Ecology will continue to conduct required cleanup work and institute controls to help reduce contaminant exposure to human health, wildlife, and the environment.

- Residential locations along East Marine Drive (Uplands) - \$5,500,000

The uplands residential area contains elevated levels of arsenic and lead and includes more than 700 residential properties. This request will continue remediation work of remaining residential properties (estimated to be 150 properties) and includes completing site sampling, developing cleanup plans, and remediating remaining properties. This will help reduce potential arsenic and lead exposure to children who may come into contact with contaminated soil and to aquatic species in the Snohomish River.

# 461 - Department of Ecology Capital Project Request

2023-25 Biennium

\*

Version: BI Biennial 2023-25 Initial

Report Number: CBS002

Date Run: 9/12/2022 1:42PM

Project Number: 40000529

Project Title: 2023-25 ASARCO Everett Smelter Plume Cleanup

## Description

- Staffing - \$1,179,000

Staff are required for outreach to property owners and community-at-large to oversee and administer site remediation. Activities include coordinating property access and cleanup staging; planning and completing sampling; and continuing education, technical support, and outreach campaigns during remediation.

### What opportunity or problem is driving this request?

In late 2009, Washington State received settlement funds from ASARCO to pay for cleanup costs at its former smelter operations. The proceeds from this settlement were deposited into the CSA and those dedicated to the Everett Smelter Plume, which have all been previously appropriated, are expected to be fully spent by the end of the 2023-25 biennium. This budget request will continue cleanup activities at the Everett Smelter Plume site and reduce the contamination threats posed to public health, the environment, groundwater, and fish and wildlife resources. Children, who have hand-to-mouth behaviors, are at a particularly high risk of exposure to contamination at the site.

### What are the specific benefits of this project?

Funding this request will continue accelerated cleanup and outreach activities at the Everett Smelter Plume site. Soil sampling and remediation planning work will continue as outlined in Ecology's long-term cleanup plans. After cleanup work is completed, exposure risks will be reduced and public health and the environment will be better protected from toxic chemicals.

This request will also provide economic benefits to the state by creating up to 44 jobs during the next two years based on Office of Financial Management estimates.

### What are the effects of non-funding?

If this request is not approved, cleanup at the Everett Smelter Plume site would stop when all reappropriated funds are spent. This would mean approximately 150 residential properties and some industrial areas adjacent to the Snohomish River would not be remediated. Continued contamination from arsenic and lead exposure would negatively impact human health, wildlife, and the environment.

It is critical that projects, especially residential yard cleanups, move rapidly from architecture and engineering to construction through public works contracting. Delays can easily result in costly redesign, because conditions can change through inclement weather, property ownership transfers, or intentional alterations to the landscape. Long-term exposure to contamination increases risks of negative impacts to the resident population, especially to children.

### Why is this the best option or alternative?

Ecology now expects the Everett portion of the ASARCO bankruptcy settlement deposited in the CSA, which has already been fully appropriated, to be exhausted by the end of the 2023-25 biennium. Ecology requests funding from the MTCA Capital Account to continue accelerated cleanup activities and prevent funding gaps at the Everett site. This request is consistent with the purposes of the MTCA Capital Account.

### How will clients be affected and services change if this project is funded?

The free technical assistance program will continue to promote soil cleanup during project development and help other agencies and local governments institutionalize soil sampling and cleanup requirements as this cleanup progresses. Funds

# 461 - Department of Ecology Capital Project Request

2023-25 Biennium

\*

Version: BI Biennial 2023-25 Initial

Report Number: CBS002

Date Run: 9/12/2022 1:42PM

Project Number: 40000529

Project Title: 2023-25 ASARCO Everett Smelter Plume Cleanup

## Description

will also support Dirt Alert outreach programs to raise awareness and promote behaviors that reduce soil contact, especially for families with children.

### How is the request impacting equity in the state?

Accelerating Everett Smelter Plume site remediation will address legacies of toxic pollution that have disproportionately impacted low-income and linguistically isolated populations in the affected cleanup area. According to data drawn from the Environmental Protection Agency's (EPA) EJ Screen, the affected vulnerable populations in the area surrounding the site are in the 81st percentile for income status, the 85th percentile for linguistic isolation, and the 90th percentile for less than high school education in Washington State. The cleanup site includes two large affordable housing communities. The location of this site and risk of recontamination pose a significant threat to the health and safety of the local community as indicated by the Department of Health's Environmental Health Disparities Index, with areas surrounding the site receiving an aggregated average rank of eight. Historical industrial activity at the site continues to impact the current community, which has been overburdened due to lack of sufficient funding to effectively clean up the site within an appropriate timeline.

This request prioritizes engagement with affected communities. This includes designing and implementing community outreach in ways that address community concerns, are culturally effective, and linguistically appropriate. This request will continue to publish information, hold community-learning opportunities, and provide Spanish and other language access as needed.

### What is the agency's proposed funding strategy for the project?

Using MTCA Capital Account funds for this request is consistent with the purposes of MTCA, Chapter 70A.305 RCW and the MTCA Capital Account, RCW 70A.305D.190, which establishes that funds in the account must be used for the improvement, rehabilitation, remediation, and cleanup of toxic sites. To do this work, a tax is assessed on hazardous materials, including petroleum products, pesticides, and some chemicals.

In even-numbered years, Ecology is required to provide the Legislature with a comprehensive report, the Model Toxics Control Act Capital Account Ten-Year Financing Report. Ecology produces this report in coordination with local governments that have cleanup responsibilities. The report identifies the projected financial needs to clean up contaminated sites that are eligible for funding from the MTCA Capital Account and describes how we plan to spend funds to clean up sites in the upcoming biennium and the next ten years. The "Model Toxics Control Act Capital Account: Ten-Year Financing Report 2020" is available here: <https://apps.ecology.wa.gov/publications/SummaryPages/2009060.html>.

Its companion report, the Model Toxics Control Accounts Biennial Report of Expenditures, describes how cleanup funds were spent over the previous biennium. Ecology produces this report in odd-numbered years. Find the 2019-21 biennial report online at <https://apps.ecology.wa.gov/publications/summarypages/2109043.html>.

### Are FTEs required to support this project?

This request requires 4.03 FTEs to continue supporting the ASARCO remediation activities in Everett as part of Ecology's ten-year cleanup plan. This FTE level is consistent with the 2021-23 biennium. The cleanup plans for the Everett Smelter Plume site, particularly residential yard cleanup, is labor intensive. It requires outreach to individual property owners and the community at-large so Ecology can secure property access, plan and complete sampling, stage cleanup property groups, and continue education and outreach campaigns once remediation starts.

Please note these FTEs support both this new appropriation and other related reappropriation projects under this capital program.

# 461 - Department of Ecology Capital Project Request

2023-25 Biennium

\*

Version: BI Biennial 2023-25 Initial

Report Number: CBS002

Date Run: 9/12/2022 1:42PM

Project Number: 40000529

Project Title: 2023-25 ASARCO Everett Smelter Plume Cleanup

## Description

### How does the project support the agency and statewide results?

This request is essential to achieving the Governor's Results Washington Goal 3: Sustainable Energy and a Clean Environment and Ecology's Goal 3: Prevent and Reduce Toxic Threats and Pollution because it supports cleaning up contaminated sites to protect human health and the environment. Specifically, the bulk of this request supports residential cleanups that reduce the higher exposure to children in the area.

This request is essential to supporting Governor Inslee's Executive Order 18-22, Southern Resident Killer Whale Recovery and Task Force because it will reduce legacy toxic contaminants. This contamination is one of the three primary factors threatening the Southern Resident population.

- 31. Reduce stormwater threats and accelerate cleanup to toxics harmful to orcas.

The request also supports Puget Sound Action Agenda implementation through Ongoing Programs - OGP\_ECY21: Toxic Cleanup Program - Everett Smelter Plume and is linked to the following Vital Signs, Strategies, Desired Outcomes, and Actions:

#### Vital Signs

- Marine Water: This Vital Sign tracks the condition of marine waters and associated sediment and the combined impacts of global change and local human-caused stresses on Puget Sound marine waters and sediments.

- Outdoor Activity: By cleaning up the residential yards, this will allow residents that reside within the Everett Smelter Plume Cleanup site to use their own yards for outdoor activities without exposure risk.

#### Strategies

- 1 - Smart Growth: By cleaning up the historic Everett Smelter Plume contamination this funding request invests in making residential areas more attractive through the reduction of exposure risk.

- 10 - Stormwater Runoff and Legacy Contamination: Cleaning up the legacy contamination of the Everett Smelter Plume will prevent the spread of contamination and improves the local landscape.

- 26 - Human Health: The cleanup is supported by outreach campaigns that provide public education, thereby reducing exposure risk to community members that use and live in the contamination footprint of the Everett Smelter Plume. The affected community has a high proportion of the population that is low income, linguistically isolated, and has less than a high school education according to the Environmental Health Disparities Index.

#### Desired Outcomes – Reduce Toxic Chemicals

- 2.1.1 and 2.1.4: By removing the contamination through remediation the contaminants will no longer be a threat to human health and the environment, including the Puget Sound through runoff.

#### Actions

- 33 - Incentivize redevelopment in areas associated with high loads of toxic chemicals.

- 41 - Find and fix toxic hotspots (information, planning, education, funding, and implementation).

461 - Department of Ecology  
 Capital Project Request

2023-25 Biennium

\*

Version: BI Biennial 2023-25 Initial

Report Number: CBS002

Date Run: 9/12/2022 1:42PM

Project Number: 40000529

Project Title: 2023-25 ASARCO Everett Smelter Plume Cleanup

**Description**

How will the other state programs or units of government be affected if this project is funded?

Ecology continues to engage the City of Everett leadership and staff, neighborhood groups, and legislative delegations regarding the Everett Smelter Plume site cleanup-related activities. All parties support continuing cleanup activities on an accelerated timetable.

**Proviso**

No

**Location**

City: Everett

County: Snohomish

Legislative District: 038

**Project Type**

Grants

Grant Recipient Organization: N/A

RCW that establishes grant: N/A

Application process used

N/A

**Growth Management impacts**

N/A

**Funding**

Acct Code	Account Title	Estimated Total	Expenditures		2023-25 Fiscal Period	
			Prior Biennium	Current Biennium	Reappropriations	New Appropriations
23N-1	MTC Capital Account-State	29,037,000				7,679,000
	<b>Total</b>	<b>29,037,000</b>	<b>0</b>	<b>0</b>	<b>0</b>	<b>7,679,000</b>
<b>Future Fiscal Periods</b>						
		<b>2025-27</b>	<b>2027-29</b>	<b>2029-31</b>	<b>2031-33</b>	
23N-1	MTC Capital Account-State	13,179,000	7,679,000	250,000	250,000	
	<b>Total</b>	<b>13,179,000</b>	<b>7,679,000</b>	<b>250,000</b>	<b>250,000</b>	

**Operating Impacts**

No Operating Impact

\*\*\* *This page intentionally blank.* \*\*\*



# 461 - Department of Ecology Capital Project Request

2023-25 Biennium

\*

Version: BI Biennial 2023-25 Initial

Report Number: CBS002

Date Run: 9/12/2022 6:17PM

Project Number: 40000486

Project Title: 2023-25 Product Replacement Program

## Description

Starting Fiscal Year: 2024

Project Class: Grant - Pass Through

Agency Priority: 23

### Project Summary

Removing toxic chemicals from consumer products before they cause environmental harm is one of the least expensive, and most effective, ways to help protect Washington's environment, economy, and public health. Ecology's Product Replacement Program is an innovative collaboration with local government partners to provide financial incentives to Washington businesses to remove or replace some of the worst of these chemicals through technology and infrastructure upgrades, best management practices, disposal programs, and the use of safer chemicals. Requested funding will pay to replace machinery and/or make building improvements, which will produce long-term benefits for both the businesses and the public. This assistance avoids costly cleanups, improves the viability of the affected businesses, and protects the environment by reducing human and environmental exposure to toxic chemicals. Related to Puget Sound Action Agenda Implementation. (Model Toxics Control Capital Account).

### Project Description

#### What is the proposed project?

Ecology is requesting \$6.5 million to continue its Product Replacement Program (PRP) in the 2023-25 biennium. The PRP began as a pilot program with funding from the 2019-21 Capital Budget to implement priority recommendations from Chemical Action Plans (CAP) and then received funding to continue this successful program in the 2021-23 biennium. The PRP removes and replaces toxic chemicals present in products, processes, and technologies to help prevent toxics from entering the environment. One of the best and most effective ways to prevent further environmental contamination, protect water quality, and reduce human health risk is to eliminate these toxic chemicals at the source.

Funding in the 2023-25 biennium will continue and build on the success of the PRP, allowing Ecology to pay to reduce or eliminate additional sources of Persistent, Bioaccumulative Toxic chemicals (PBTs), and implement more CAP recommendations. There are three regulatory criteria for a chemical to qualify as a PBT:

- Persistence - Chemicals that stick around in the environment for a long time cause more concern than those that quickly dissipate or react with other substances into more stable forms.
- Bioaccumulative - Chemicals that accumulate over time in plants, animals, and people are a threat because they build up through the food chain—and we are at the top of the food chain.
- Toxicity - Exposure to PBTs has been linked to a wide range of toxic effects in fish, wildlife, and humans. Toxicity includes both immediate effects, such as damage to the lungs, and long-term effects, such as increasing the risk of cancer.

This funding will directly help participating small businesses throughout the state implement changes that reduce or remove toxic chemicals from their facilities and processes to create safer and healthier workplaces for their employees and customers. This funding will also help improve these small businesses' bottom line by reducing dangerous waste management expenses. Without this financial assistance, many businesses would be unable to implement these changes. Between lingering COVID-19 financial hardships, the current economic slowdown, and inflation concerns, small businesses are finding it significantly more difficult to secure needed financing to make the type of changes that this request will support.

This request will allow Ecology to maintain and expand the reach and effectiveness of the PRP by:

- Continuing to implement the perchloroethylene (PERC) dry cleaner replacement voucher program to help small businesses switch to a safer alternative. In June 2022, the Environmental Protection Agency (EPA) determined that PERC, a known

# 461 - Department of Ecology Capital Project Request

2023-25 Biennium

\*

Version: BI Biennial 2023-25 Initial

Report Number: CBS002

Date Run: 9/12/2022 6:17PM

Project Number: 40000486

Project Title: 2023-25 Product Replacement Program

## Description

carcinogen, poses an unreasonable risk for workers, consumers, and the environment. This may be the first step toward a national ban on the chemical (See Risk Evaluation for Perchloroethylene | US EPA). Some states, like Oregon, are not waiting for federal action, and are expected to propose a ban during their next legislative session.

As of July 8, 2022, Ecology is aware of over 30 dry cleaners in Washington still using PERC machines. With funding, we hope to help these remaining dry cleaners switch to safer alternatives during the 2023-25 biennium. We also expect demand for this assistance to increase if the EPA places restrictions on PERC use. Funding will also be used to implement a PERC decommissioning voucher to help dry cleaners who are going out of business, or retiring, decommission their machines and safely dispose of their PERC.

- Collecting and safely disposing of firefighting foam containing per- and polyfluoroalkyl substances (PFAS) from fire stations and the Washington State Department of Transportation (WSDOT). Ecology is currently evaluating disposal alternatives through the development of an Environmental Impact Statement (EIS). Collection and disposal is expected to begin in mid-2023. Collection had been expected to start in 2022, however, Ecology decided to conduct the EIS review of the environmental and public health impacts of the program before beginning collection and disposal.

- During the 2021-23 biennium, the PRP expanded the firefighting foam collection program by providing special test boxes to airports. These test boxes help stop the release of firefighting foam to the ground during mandatory equipment tests. Under federal aviation law, some commercial airports are required to test their firefighting equipment regularly. These tests can release thousands of gallons of PFAS-containing foam onto the ground, contaminating soil and water. The PRP has provided seven vouchers to airports to purchase input-based test boxes that allow the airports to test their equipment without a release of foam. This program will continue to be offered during the 2023-25 biennium to other airports around the state. The PRP will also explore other methods of reducing environmental releases of firefighting foam containing PFAS, such as at small businesses with fire suppression systems.

- Continuing to implement a voucher program for K-12 schools to replace fluorescent light ballasts containing polychlorinated biphenyls (PCBs) in schools, especially targeting schools in disadvantaged communities. This program was planned and developed during the 2021-23 biennium, and a voucher program was launched in April 2022. As of July 2022, one voucher has been issued and reimbursed to a school in eastern Washington. This effort resulted in the removal of 30 PCB-containing light ballasts from this rural school. An outreach campaign was launched in late spring 2022 to recruit more participants, and Ecology expects requests for additional vouchers through the summer and into next biennium.

- Implementing a program to replace foam mats containing toxic and unnecessary flame-retardants at gymnasiums, play centers, and recreational facilities. Ecology is piloting a replacement project at one, possibly two gymnasiums, in 2022, and will use lessons learned to develop a broader program with funding requested for 2023-25.

- Continuing a program to replace parts-washing equipment and solvents at automotive maintenance and repair facilities. As of July 7, 2022, over 200 applications for assistance have been received, and interest continues to grow. The parts-washing program has seen tremendous demand, and 2023-25 funding will be used to explore expanding the program to other industries that use parts-washing equipment and solvents, such as boatyards, metalworking and fabrication facilities, wood furniture manufacturers, and facilities with painting operations.

New projects vetted and ready for development and implementation, using the remainder of 2021-23 funding, and the requested funding for 2023-25, include:

- School laboratory clean outs. This program will help K-12 schools removed old and dangerous chemicals from their chemistry and biology labs, and replace them with green chemistry curriculum or safer chemicals.

# 461 - Department of Ecology Capital Project Request

2023-25 Biennium

\*

Version: BI Biennial 2023-25 Initial

Report Number: CBS002

Date Run: 9/12/2022 6:17PM

Project Number: 40000486

Project Title: 2023-25 Product Replacement Program

## Description

- Replacing retail receipts with products that do not contain bisphenols. This program will provide businesses with a voucher to replace bisphenol-containing cash register receipts with a safer alternative such as equipment that uses biphenyl free paper. Implementation of this program will be based on recommendations in the June 2022 "Regulatory Determinations Report to the Legislature: Safer Products for Washington Cycle 1 Implementation Phase 3" (<https://apps.ecology.wa.gov/publications/summarypages/2204018.html>), and will assist businesses preparing for possible product restrictions. Ecology is currently conducting a rulemaking process to adopt restrictions on the use of bisphenols in receipts, but those prohibitions will not take place until 2024 at the very earliest. This voucher program will focus on encouraging businesses to make the switch to phenol-free options before regulatory restrictions take effect and would sunset if prohibitions are put in place.

Additional projects to be vetted for implementation using 2023-25 funding include:

- Decontaminating firefighting equipment so it can be used with foams that do not contain PFAS.

- Midway through the 2023-25 biennium, the PRP will evaluate new chemical-product combinations for inclusion into the program beginning next biennium.

In addition to continued implementation of the PRP, part of the requested funding is for the Pollution Prevention Assistance (PPA) Partnership (formerly Local Source Control Partnership). The PPA Partnership is comprised of local government technical specialists from cities, counties, and health districts. These specialists help small businesses understand and comply with Dangerous Waste Regulations and stormwater laws and provide assistance with spill prevention and cleanup preparedness. Ecology collaborates with our PPA partners to identify and work with businesses that participate in the PRP. For more information on the PPA Partnership, see the Pollution Prevention Assistance Partnership 2019-2021 Biennium Report at: <https://apps.ecology.wa.gov/publications/SummaryPages/2104049.html>.

Capital funding received in 2021-23 allowed Ecology to add four new city and county partners to the PPA Partnership. It also allowed the implementation of the statewide "small changes" voucher program for up to \$500 per business. The "small changes" voucher program is a flexible reimbursement program to provide funding to small businesses to help them implement secondary containment and other waste management best management practices. This voucher program allows all partner PPA specialists to help the business pay for the recommendations they make during their technical assistance visit. This request is needed to continue support for these new PPA partners into the 2023-25 biennium, as well as the "small changes" voucher across the entire partnership.

### What opportunity or problem is driving this request?

Over the past 17 years, Ecology collaborated with Department of Health (DOH) to complete six Chemical Action Plans (CAPs) on major toxic chemicals. These CAPs make recommendations on how to protect people and the environment from these toxic chemicals. However, only a few of these recommendations have been implemented due to resource constraints.

Prior to the 2019-21 biennium, staff and funding to implement CAP recommendations was limited. Past funding has expanded Ecology's efforts to implement CAP recommendations. However, much work remains. Continuing funding will help reduce exposing people across Washington to higher levels of PFAS, PCBs, mercury, polycyclic aromatic hydrocarbons (PAHs), polybrominated diphenyl ethers (PBDEs), and lead. It will also allow the PRP to address other toxic chemicals not addressed in existing CAPs.

The most recent CAP, completed in 2021, centers on PFAS, a family of chemicals currently being addressed by the PRP. During the 2013-15 biennium, EPA required public water systems across the U.S. and 132 water systems in Washington to test their water for six PFAS compounds. PFAS was detected in Issaquah, Joint Base Lewis-McChord (JBLM), and DuPont

# 461 - Department of Ecology Capital Project Request

2023-25 Biennium

\*

Version: BI Biennial 2023-25 Initial

Report Number: CBS002

Date Run: 9/12/2022 6:17PM

Project Number: 40000486

Project Title: 2023-25 Product Replacement Program

## Description

water systems. The Department of Defense (DOD) also found Perflourooctane Sulfonate (PFOS) and Perfluorooctanoic Acid (PFOA) above 70 parts per trillion in groundwater near Naval Air Station Whidbey Island, JBLM, and Fairchild Air Force Base.

In response to these findings, the City of Issaquah temporarily shut down two wells and installed a filtration system costing more than \$1 million to remove PFAS from the groundwater. PFAS has also been detected in several wells operated by Sammamish Plateau Water and Sewer District. In a separate, but related 2023-25 capital budget request, Ecology is seeking funding to continue its investigatory work and pilot PFAS cleanup in the Lower Issaquah Valley Aquifer, as well provide funding to support the construction a PFAS treatment plant proposed by the Sammamish Plateau Water and Sewer District. However, in the future, continued funding for programs like the PRP will be able to prevent contamination from occurring in the first place by removing and safely disposing these chemicals before they get into our environmental and cause public health issues.

The military has also shut down some impacted wells on bases, including Airway Heights' public water system near Fairchild Air Force Base, and provided alternative water for drinking and cooking to residents who draw from affected wells. Most recently, additional PFAS contamination of drinking and groundwater was found in Vancouver, at the Yakima Training Center, and the Bangor Naval Base.

The best way to prevent environmental contamination, protect water quality, and reduce human health risk is to remove toxic chemicals from the product before it is manufactured. Ecology's success during the first several years of operating the PRP demonstrates that the future of pollution prevention is to remove toxic chemicals at the source by switching out antiquated equipment and removing or preventing toxic products from entering commerce. Even at sites where contamination may be occurring, removing toxic chemical use should reduce the overall total cleanup costs. Cleaning up a single PERC dry cleaner site can cost up to \$1.25 million (<https://www.enviroforensics.com/blog/what-makes-cleaning-up-perc-spills-so-expensive/>).

### What are the specific benefits of this project?

This request will help reduce health and environmental threats to workers and the public from multiple PBT chemicals. It will also help businesses by providing financial and technical assistance so they can create a safer workplace for their employees and customers. Ecology's success during the first three years of the PRP demonstrates the program can make changes that benefit people, fish, orca, and the environment.

As of July 2022, Ecology's PRP has completed the following:

- Assisted 62 PERC dry cleaners switch to safer Professional Wet Cleaning and hydrocarbon technologies. We are continuing to work with over 30 remaining dry cleaners still using PERC.
- Worked with over 90 fire stations to locate over 30,000 gallons of PFAS-containing firefighting foam for disposal. Provided new containers and drums to many of these departments to ensure the foam is managed safely.
- Initiated development of an Environmental Impact Statement to determine the best alternative to dispose of the over 30,000 gallons of PFAS-containing firefighting foam. When operational, this program will remove this foam, eliminating an enormous contamination risk to Washington's water supply.
- Provided outreach about a successful federal mercury thermostat takeback program to increase removal and disposal of mercury.
- Initiated development of a program to remove and replace flame-retardant containing foam in exercise and gym facilities. A pilot project is currently under development and will be launched in 2022.

# 461 - Department of Ecology Capital Project Request

2023-25 Biennium

\*

Version: BI Biennial 2023-25 Initial

Report Number: CBS002

Date Run: 9/12/2022 6:17PM

Project Number: 40000486

Project Title: 2023-25 Product Replacement Program

## Description

- Launched a voucher program in April 2022 to help public and Tribal schools with the costs of locating, removing, and replacing PCB-containing light ballasts. Within four months of the launch (July 2022), 30 PBC light ballasts were removed and replaced at a smaller school in eastern Washington.

- Initiated a degreaser parts-washer replacement program to assist auto repair and maintenance shops switch to safer alternatives. More than 200 vouchers have been issued, and several replacements have been completed.

By the end of the 2021-23 biennium, Ecology expects to:

- Help an additional five or more PERC dry cleaners switch to a safer technology.

- Help PERC dry cleaners who have unused PERC dry cleaning machines or businesses going out of business safely dispose of their PERC, the machine, and scrap the machine so it is not used at another site.

- Start collecting and disposing of over 30,000 gallons of PFAS-containing firefighting foam from fire stations and other locations across the state.

- Provide cost reimbursement to multiple schools to remove and replace PCB-containing light ballasts. This program will run until the Office of Superintendent of Public Instruction grant program is launched and may continue beyond for projects under \$10,000 each.

- Launch a program to help gymnastic, athletic, and recreational facilities swap out foam pits and other exercise products that contain toxic flame-retardants.

- Develop additional replacement and takeback programs to help businesses across the state move away from PBT chemicals.

For more details if the PRP's work during the 2019-21 biennium, see the Product Replacement Program: 2019-2020 report at: <https://apps.ecology.wa.gov/publications/SummaryPages/2004037.html>. The PRP's 2021 Update can be found at: <https://apps.ecology.wa.gov/publications/documents/2104051.pdf>.

To see a current list of businesses and organizations participating in the Product Replacement Program, please visit: <https://ecology.wa.gov/Waste-Toxics/Reducing-toxic-chemicals/Product-Replacement-Program>.

### What are the effects of non-funding?

If this request is not funded, our ability to protect public health and the environment from some of the worst and most toxic chemicals would be limited. The PRP is a prevention program rather than a remediation program, allowing Ecology to intervene sooner and use taxpayer money more efficiently.

Without funding, Ecology would have to eliminate one of the few programs dedicated to removing the harm from toxic chemicals before it impacts the environment or a community. Without this assistance, many businesses would be unable to switch to safer alternatives, resulting in continued environmental contamination affecting the health of humans, salmon, and orca. Workers and often the most vulnerable communities would continue to be needlessly exposed to higher levels of these harmful chemicals.

Without continued funding for the PPA Partnership, Ecology would be unable to meet the local community demand for this

# 461 - Department of Ecology Capital Project Request

2023-25 Biennium

\*

Version: BI Biennial 2023-25 Initial

Report Number: CBS002

Date Run: 9/12/2022 6:17PM

Project Number: 40000486

Project Title: 2023-25 Product Replacement Program

## Description

program. Small businesses would get limited technical assistance in reducing toxic chemical spills, correcting illicit wastewater and stormwater discharges, and ensuring proper management of chemicals and dangerous wastes. Local governments would continue to fall behind in controlling environmental releases from smaller businesses, and some toxic cleanup sediment sites may become re-contaminated.

### Why is this the best option or alternative?

The PRP is the best option for reducing the use of the worst of the worst chemicals because, at a small cost, it funds highly effective projects that otherwise would not be completed—especially in hard economic times. These projects remove the source of toxic pollutants so they can no longer enter the environment, workplace, drinking water, and food chain.

The alternative would be to end the PRP and rely on traditional approaches, such as education and outreach, compliance and enforcement, and cleanup after the contamination happens. Unfortunately, these programs are less effective at preventing pollution, and more expensive. We can teach businesses about the dangers of the chemicals they use and hope they make changes on their own, and we can require businesses to make changes when they are out of compliance with regulations. However, in those cases, the toxic chemicals would remain in use with the potential for a spill, release, or future compliance issues.

Helping Washington businesses with technical and financial assistance to purchase new technology and switch to safer processes and chemicals is a very effective pollution prevention method because it eliminates the release of toxic chemicals at the source. It also invests taxpayer funds at the most efficient point, boosts local businesses and local economies, and protects public health. Finally, the PRP better assures equity by providing funding throughout the state, with an emphasis on under-served, socio-economically disadvantaged communities and shifts the cost burden from individual small businesses that operate within tight margins to more efficient economies of scale that the state can help facilitate.

### How will clients be affected and services change if this project is funded?

If this request is funded, financial and technical assistance to businesses will continue to be available throughout Washington. Funding this request will also allow Ecology to expand the PRP to other products, chemicals, businesses, and communities. Ecology will prioritize the most in-need communities and businesses by continuing to use environmental justice tools and resources.

Ecology already funds cities and counties through the PPA Partnership to provide free, one-on-one technical assistance to small businesses. Specialists in these local jurisdictions show businesses how to properly manage and reduce their wastes and help diagnose and fix stormwater-related issues. Specialists also offer businesses help with complicated regulatory issues. The funding in this request will continue to support the five new partners brought into the PPA Partnership during the 2021-23 biennium. This funding will allow local partners to provide a financial incentive to businesses to eliminate sources of toxic chemicals in more parts of the state.

### How is the request impacting equity in the state?

Many of the chemical/product combinations the PRP addresses have disproportionately impacted marginalized communities such as Tribes and communities with English as a second language. The PRP uses tools such as the EPA's EJScreen (<https://www.epa.gov/ejscreen>) and the Washington Tracking Network (WTN) tools to prioritize our efforts. The WTN tracks a variety of health measures, such as particulate matter, ozone concentrations, and toxic releases, for a given geographic area.

We actively review our programs to ensure our services are provided in an equitable manner. For example:

# 461 - Department of Ecology Capital Project Request

2023-25 Biennium

\*

Version: BI Biennial 2023-25 Initial

Report Number: CBS002

Date Run: 9/12/2022 6:17PM

Project Number: 40000486

Project Title: 2023-25 Product Replacement Program

## Description

1. The PRP developed a scoring system for its PERC replacement program that uses tools such as the WTN to assess environmental justice considerations during replacement prioritization. A majority of the PERC dry cleaning machines we have replaced are located in communities that score a seven (7) or above on the WTN. In addition, many owners and employees of these dry cleaners speak English as a second language. The PRP developed tools and resources in multiple languages so our services could be distributed equitably.

2. The PRP's firefighting foam disposal program is actively working to ensure we engage with impacted communities and Tribal interests both inside Washington and in other states during the EIS process. This is a large project involving multiple constituencies inside and outside of Washington, and the PRP is diligently pursuing meaningful community outreach and engagement opportunities targeted specifically to Tribal nations and communities with EJ concerns. Through Tribal forums and virtual EJ engagement sessions, we plan to solicit community input early in the EIS process; implement "informative outreach" to equip communities with knowledge ahead of time to make informed decisions; and time our public involvement processes to ensure broad community and public engagement with our EIS, such as delaying our public comment period of the EIS until after the winter holiday season.

3. Finally, our PCB fluorescent light ballast (FLB) work is partnering with and prioritizing school districts that serve vulnerable populations, such as Tribes or low-income communities. Currently, funding is available to service all schools that apply for the program. However, if funds become limited, the PRP will prioritize tribal and rural schools, as well as, schools scoring 7 or higher in the Washington Tracking Network. Because Ecology's program does not require a match component, it also serves schools that may not have funds available to meet the required match offered through other government programs and therefore are unable to replace their toxic FLBs.

As the PRP selects new projects to implement, our team evaluates the degree to which a particular product is more likely to be used by businesses owned and/or operated by members from vulnerable populations. Concurrently, we analyze whether the focus business/industry that uses the product to be replaced is located in communities with environmental health disparities. For example, the PRP is conducting market and business sector research to determine which businesses, using BPA receipts, serve overburdened communities and vulnerable populations. The PRP will prioritize outreach to these businesses first. Only after we feel we have exhausted interest in the targeted business sector, will we expand outreach to the larger business community.

The school lab clean out project is scheduled for development the beginning 2023. The school lab program will provide K-12 schools with resources to safely dispose of toxic and/or expired laboratory chemicals and replace them with safer alternatives and a green curriculum. The PRP's program is to be modeled after King County's program, which cleaned up several high school chemistry labs across the county. However, many schools in King County, as well as across the state were not able to participate in this program. The PRP will prioritize for action those schools in overburdened communities or those that service vulnerable populations. The program will also prioritize tribal and rural schools for action. Similar to the BPA project, PRP will only expand the program to the larger school community after participation among the targeted schools wanes.

### What is the agency's proposed funding strategy for the project?

Consistent with how the PRP was funded during its first three years, Ecology is requesting funding from the Model Toxics Control Capital Account. The funding strategy for this request will be modeled after our current strategy and incorporate lessons learned. This request includes funds for product and equipment replacements, staff, and contracting with cities and counties to implement the program in their communities. Where we do not have a local partner, Ecology staff will work with businesses directly. The funding for this request includes:

# 461 - Department of Ecology Capital Project Request

2023-25 Biennium

\*

Version: BI Biennial 2023-25 Initial

Report Number: CBS002

Date Run: 9/12/2022 6:17PM

Project Number: 40000486

Project Title: 2023-25 Product Replacement Program

## Description

- \$3.3 million for product and equipment replacements.
- \$0.9 million for staff to coordinate program development and implementation.
- \$2.3 million for contracts with cities and counties to continue funding PPA partners.

Many of the product and equipment replacement programs will use a voucher program similar to the process we used for the PERC replacement program. Our local PPA partners will work with the businesses to ensure they qualify for the financial incentive and help them with the paperwork to apply to the program. Once the business' voucher has been approved by Ecology, the business will purchase and install the new qualifying safer technology and submit receipts to Ecology for partial or full reimbursement, depending on the program guidelines.

Based on guidance from the Attorney General's Office (AGO) on the use of state resources (RCW 42.52.160; WAC 292-110-010), both public and private entities are eligible for financial incentive agreements, since the work results in a tangible public health benefit. To be eligible for PRP funding, participating facilities must meet the general eligibility criteria established by Ecology, including the ability to show tangible benefit to the public from this pollution prevention activity. Reimbursement will be awarded only after successfully completing and reporting on defined deliverable(s), such as switching to a safer alternative, disposal of contaminated products, and/or adoption of cleaner technologies. Ecology and local government partners assume no liability of any kind arising from products or services funded through the PRP.

### Are FTEs required to support this project?

Ecology requires 3.45 capital FTEs to provide administrative oversight and management of the Product Replacement Program. Currently, one FTE is designated as the PRP Coordinator who oversees this program. However, as the number of projects implemented by PRP continues to grow, Ecology has determined that it needs additional resources to continue successfully overseeing and managing these statewide PRP efforts into the future. This request will maintain the coordinator position, and add two new FTEs to support the expansion of existing projects (i.e. automotive degreasers project), and the addition of new projects such as the bisphenol receipts and school lab projects.

Please note, these FTEs support both this new appropriation and other related reappropriation projects under this capital program.

### How does the project support the agency and statewide results?

This request is essential to achieving the following Governor's Results Washington goals:

Goal 2: Prosperous Economy because it will:

- Provide financial and technical assistance to small businesses and create jobs within local municipal agencies.
- Help businesses reduce regulatory liability and implement healthier and safer practices they may otherwise not be able to afford.
- Help businesses with infrastructure costs that often result in long-term cost savings such as reduced dangerous waste disposal costs, reduced chemical purchase costs, fewer worker illnesses and injury claims, and increased customer loyalty due to their safer practices.

Goal 3: Sustainable Energy and a Clean Environment because it will eliminate the use of toxic chemicals and protect public



461 - Department of Ecology  
 Capital Project Request

2023-25 Biennium

\*

Version: BI Biennial 2023-25 Initial

Report Number: CBS002

Date Run: 9/12/2022 6:17PM

Project Number: 40000486

Project Title: 2023-25 Product Replacement Program

**Description**

health.

This request is essential to achieving the following Ecology goals:

Goal 1: Support and Engage our Communities, Customers, and Employees because it will:

- Provide funding to businesses to implement changes that remove toxic chemicals from their businesses, facilities, and processes to create safer and healthier workplaces for their employees and customers.
- Evaluate environmental justice considerations, for each product replacement project, to ensure equitable distribution of the funds in communities with the greatest health, socio-economic, and environmental disparities.
- Provide funding to city and county partners so they can provide technical assistance to businesses within their jurisdictions.

Goal 3: Prevent and Reduce Toxic Threats and Pollution because it will eliminate the use of harmful chemicals and products and promote and implementing safer alternatives, providing technical assistance, and promoting proper management of dangerous chemicals.

Goal 4: Protect and Manage our State's Waters because it will:

- Eliminate the use of toxic chemicals before they pollute waterways and Puget Sound.
- Address stormwater runoff by providing funding to our PPA Partnership cities and counties to help businesses implement best management practices.

This request supports the Puget Sound Action Agenda implementation through Ongoing Program OGP\_ECY03: Hazardous Waste and Toxics Reduction - Pollution Prevention Assistance Partnership in Puget Sound and a number of Vital Signs, Strategies, Desired Outcomes, Actions, Orca Task Force Recommendations, and Science Work Plans included in the 2022-26 Action Agenda. See Attachment A for a complete list of linkages between this request and the agenda.

This request also broadly implements the following recommended priority and action in the 2021 Governor's salmon strategy update:

- Strategic Priority: 2. Invest in clean water infrastructure for salmon and people
- Action: 2a. Improves stormwater management

**How will the other state programs or units of government be affected if this project is funded?**

Removing toxic chemicals from use now will reduce future cleanup costs. Removing toxic chemical use in commerce and manufacturing results in healthier workplaces and neighborhoods, potentially reducing worker's compensation claims and the applicability of certain DOH programs. Providing contracts to cities and counties to help implement this program allows these municipalities to prioritize and focus on issues in their communities and create livable wage jobs.

**Proviso**

N/A

**Project Type**

Grants

461 - Department of Ecology  
**Capital Project Request**

2023-25 Biennium

\*

Version: BI Biennial 2023-25 Initial

Report Number: CBS002

Date Run: 9/12/2022 6:17PM

Project Number: 40000486

Project Title: 2023-25 Product Replacement Program

**Description**

Grant Recipient Organization: Local Governments and small businesses

RCW that establishes grant: N/A

**Application process used**

The primary methods for the distribution of funding is through direct reimbursement payments to businesses that implement an eligible product replacement, payment to a state contractor for collection and disposal, and contract awards to PPA partners to provide technical assistance. For each product replacement effort, Ecology develops a process to ensure funding is fairly and equitably across the state to the most businesses and communities possible.

**Growth Management impacts**

N/A

**Funding**

Acct Code	Account Title	Estimated Total	Expenditures		2023-25 Fiscal Period	
			Prior Biennium	Current Biennium	Reappropriations	New Appropriations
23N-1	MTC Capital Account-State	32,500,000				6,500,000
	<b>Total</b>	<b>32,500,000</b>	<b>0</b>	<b>0</b>	<b>0</b>	<b>6,500,000</b>
<b>Future Fiscal Periods</b>						
		<b>2025-27</b>	<b>2027-29</b>	<b>2029-31</b>	<b>2031-33</b>	
23N-1	MTC Capital Account-State	6,500,000	6,500,000	6,500,000	6,500,000	
	<b>Total</b>	<b>6,500,000</b>	<b>6,500,000</b>	<b>6,500,000</b>	<b>6,500,000</b>	

**Operating Impacts**

No Operating Impact

## Attachment A

### Linkages to the Puget Sound Action Agenda

This attachment provides additional supporting details for the following capital project request (CPR) as it relates to the Puget Sound 2022-2026 Action Agenda implementation.

**CPR Title:** 2023-25 Product Replacement Program

#### Vital Signs

- Toxics in Aquatic Life
- Orcas
- Salmon
- Economic Vitality
- Good Governance
- Sound Stewardship

#### Strategies

- 8. Prevent Pollution
- 21. Sense of Place
- 23. Transparent and Inclusive Governance
- 26. Human Health

#### Desired Outcomes

- 2.1.1. Toxic hotspots where stormwater runoff or wastewater contain significant concentrations of numerous toxic chemicals reduced through improved source control and/or treatment.
- 2.1.2. Presence of chemicals of emerging concern in consumer goods reduced.
- 2.1.3. Proper disposal of goods containing chemicals of emerging concern increased.
- 2.1.4. Toxics in infrastructure and building materials removed through source control and/or management/remediation.
- 2.1.5. In-water and near-water sites that exceed state standards for contamination prioritized and cleaned up.
- 5.1.1. Opportunities for stress reduction and motivation from natural environments for diverse human communities are enhanced.
- 5.1.2. Attachments among all residents to Puget Sound's environments (including natural, biocultural, and anthropogenic places) are acknowledged and respected and recognized as opportunities to achieve the Action Agenda.
- 5.2.1. Decision making is made more inclusive by participation of a broader set of committed stakeholders and diverse forms of knowledge early in ecosystem recovery processes.
- 5.2.2. Capacity for overburdened communities to engage in environmental decision making is increased.
- 5.2.3. Transparency in environmental and natural resource management decision making and the use of science is improved.
- 5.2.4. Trust is increased by including and communicating directly and effectively with new and diverse audiences.

- 5.6.4. Levels and patterns of pollutants and biotoxins in surface waters do not threaten the health of Puget Sound communities or vulnerable populations.

### **Actions**

- 33. Incentivize redevelopment in areas associated with high loads of toxic chemicals.
- 41. Find and fix toxic hotspots (information, planning, education, funding, and implementation).
- 42. Promote the development and use of safer alternatives to toxic chemicals.
- 43. Prioritize, prevent, and manage (regulations, permits, and incentives) chemicals of emerging concern.
- 44. Increase product testing for compliance with consumer and environmental safety rules.
- 96. Conduct and coordinate research to improve the understanding of ecosystem-industry interactions.
- 98. Promote multi-benefit solutions in restoration and protection project development to include considerations for job creation.
- 161. Ecosystem recovery processes and decision-making are inclusive of a broader set of committed stakeholders and diverse forms of knowledge.
- 162. Increase capacity for overburdened and historically marginalized communities to engage in environmental decision-making.
- 163. Increase trust by including and communicating directly and effectively with new and diverse audiences.

### **Orca Task Force Recommendations**

- 29. Accelerate the implementation of the ban on polychlorinated biphenyls in state-purchased products and make information available online for other purchasers.
- 30. Identify, prioritize and take action on chemicals that impact orcas and their prey.
- 31. Reduce stormwater threats and accelerate clean-up toxics harmful to orcas.

### **Science Work Plan**

- 7. PRIMARY: Characterize human health and environmental risks from chemicals of emerging concern.

# 461 - Department of Ecology Capital Project Request

2023-25 Biennium

\*

Version: BI Biennial 2023-25 Initial

Report Number: CBS002

Date Run: 9/13/2022 1:36PM

Project Number: 40000538

Project Title: 2023-25 Swift Creek Natural Asbestos Flood Control and Cleanup

## Description

Starting Fiscal Year: 2024

Project Class: Grant - Pass Through

Agency Priority: 24

### Project Summary

For approximately 80 years, an extensive, slow-moving landslide on the slopes of Sumas Mountain has carried large volumes of natural debris into Swift Creek and its floodplain east of Everson. The material, contaminated with naturally occurring asbestos and heavy metals, fills the stream channel, causing serious flooding and sediment deposits in surrounding settled and agricultural areas. Ecology has received \$8.4 million in previous funding to support a state commitment to Whatcom County to resolve this chronic threat to public safety, property, human health, and the environment. The requested funding will continue the design, construction, and maintenance of a series of flood control and sediment management measures to reduce these threats. (State Building Construction Account)

### Project Description

#### What is the proposed project?

Ecology is requesting \$11,984,000 for the next phase of work on the Swift Creek project in Whatcom County. Approximately 100,000 cubic yards of earth material generated by a slow-moving landslide is steadily moving down the slopes of Sumas Mountain into Swift Creek and its adjacent floodplain. The material contains naturally occurring asbestos and heavy metals.

Over time, local, state, and federal agencies have worked to characterize and respond to chronic flooding, property damage, and spread of naturally occurring contamination. Washington State entered into a consent decree with Whatcom County in December 2019 to support development of long-term solutions to address this significant environmental and human health problem. Under the consent decree, the county has a principal commitment to carry out the provisions of the Swift Creek Action Plan, a long-term plan for a set of comprehensive flood control and sediment management measures. The county provides project design, engineering and construction, and stream maintenance dredging and channel stabilization. The state supports the county by providing funding and regulatory assistance. This request will fund the state's continued support for implementation of the county's engineering strategy to control flooding and manage the threat of excessive and potentially hazardous sediment in the environment.

The Environmental Protection Agency (EPA) had previously spent approximately \$3 million on the Swift Creek project for a wide range of scientific and engineering work. This included stabilizing sediment piles, United States Geological Survey (USGS) hydrologic study, activity-based sampling, engineering evaluation, and cost analysis of cleanup alternatives. However, the EPA has not contributed funds or been involved in this project since before the 2021-23 biennium, and is not expected to in the future.

Funds appropriated during the 2021-23 biennium are supporting continuation of engineering design and multiple sequenced construction phases of the project. An additional \$11.98 million during the 2023-25 biennium is needed to mitigate impacts and meet the state's commitment to help the county resolve this long-standing chronic threat. This request will fund active construction throughout the 2023-25 biennium on various project elements to continue implementation of the Swift Creek Action Plan.

This request will allow the county to pursue active flood control measures and management strategies, including dredging, enhancing, and maintaining levees, and constructing sediment traps settlement basins, and repositories for long-term sediment isolation and storage.

Funding this request will mitigate further threats to human health and the environment from the asbestos and heavy metals in these sediments. It also protects the northern Salish Sea (where these sediments will eventually discharge).

# 461 - Department of Ecology Capital Project Request

2023-25 Biennium

\*

Version: BI Biennial 2023-25 Initial

Report Number: CBS002

Date Run: 9/13/2022 1:36PM

Project Number: 40000538

Project Title: 2023-25 Swift Creek Natural Asbestos Flood Control and Cleanup

## Description

### Budget

Engineering design and construction: \$8,888,000

Wetland Mitigation: \$2,116,000

Operation & Maintenance: \$980,000

Total: \$11,984,000

### What opportunity or problem is driving this request?

Because this contamination is naturally occurring, local, state, and federal agencies have been struggling to respond to the situation. Whatcom County does not have the financial resources to deal with this problem and has asked the state and federal government for help. In the past, the federal government has provided significant staff time for technical assistance and funding for sediment testing and stabilizing existing sediment piles. The county commits \$150,000 annually to maintenance dredging; however, with no place to put the sediment, they will be unable to continue dredging in the future. Funding this request will continue investment in implementation of the Swift Creek Action Plan outlined in the Consent Decree (CD) and demonstrate the state is in partnership with the county to move toward a long-term solution to address this significant human health and environmental problem.

Swift Creek is a tributary of the Sumas River. During flooding events, large volumes of fine, suspended sediment is carried and deposited across lowlands adjacent to the river. Asbestos concentrations may exceed 10 percent in some areas of deposition. The Sumas River flows north across the international border into British Columbia and the Lower Fraser River. Swift Creek sediments cause similar problems for the intensively agricultural Lower Mainland of the province and raises human health and safety concerns of local, provincial, and federal Canadian agencies. These concerns have been expressed to Ecology and the EPA.

Very significant flooding in 2009 and 2021 required evacuation of homes and private properties and caused road closures seriously affecting local transportation, commerce, and agriculture near the downstream communities of Everson, Nooksack, and Sumas. The flooding deposited layers of asbestos-containing sediments in the yards of private homes and caused permanent closure of a Nooksack-area business. Because of its unusual chemical make-up, the sediment does not support plant growth and greatly impacts agriculture and wetlands.

Local, state, and federal health agencies have expressed continued concern for potential human health risks posed by airborne asbestos dust from dry, widely distributed sediment. Periodic health advisories are published and distributed in the affected areas (see Attachment A).

In the winter of 2016-17, excessive sediment loading resulted in the emergency closure and abandonment of a county roadway (Oat Coles Road) and necessitated a bridge removal. These measures greatly hampered local access and transportation and currently threaten closure of the one remaining non-state highway corridor (Goodwin Road) in the area. If that road is closed, it would force all local traffic in northeastern Whatcom County to use State Route 9, a busy commercial access road to the international Port of Entry at Sumas. The county has increasingly had to rely on costly emergency dredging and levee repair measures to try and cope. Catastrophic flooding of the Nooksack and Sumas Rivers in November 2021 was compounded by water and sediment contribution from Swift Creek causing extensive inundation of the town of Sumas (in Washington) and the Sumas Prairie across the border in British Columbia.

### What are the specific benefits of this project?

# 461 - Department of Ecology Capital Project Request

2023-25 Biennium

\*

Version: BI Biennial 2023-25 Initial

Report Number: CBS002

Date Run: 9/13/2022 1:36PM

Project Number: 40000538

Project Title: 2023-25 Swift Creek Natural Asbestos Flood Control and Cleanup

## Description

Funding this request will mitigate further threats to human health and the environment from chronic flooding and deposition of sediments containing asbestos and metals. It will also help protect the Salish Sea (where these sediments eventually discharge).

Managing Swift Creek sediment will:

- Reduce and manage sediment loading to the watershed, decreasing need for downstream dredging and the occurrence of flooding and sediment deposition that affects property, infrastructure, and agricultural land in the floodplains of Swift Creek and the Sumas River.
- Enhance and improve in-stream environment badly impacted by landslide effects, including turbidity and poor water quality, which will create habitat for salmon and other aquatic life.
- Provide a long-term, future resolution for chronic flooding, distribution, and deposition of sediment containing asbestos and heavy metals.

This request will also provide economic benefits to the state by creating up to 62 jobs during the next two years based on Office of Financial Management estimates.

### What are the effects of non-funding?

Failure to manage Swift Creek sediment according to this plan would result in continued chronic flooding and associated sediment accumulation and distribution of asbestos and heavy metal-laden sediments in stream reaches and surrounding lowlands.

Without this request, the creek bed would continue to:

- Fill up with sediment and overtop its banks.
- Flood and contaminate nearby private property, agricultural land, and wetlands with naturally occurring asbestos and metals.
- Potentially impact several county roads and bridges, as well as private residences, neighborhoods, farms, and businesses.

### Why is this the best option or alternative?

There are currently no alternative fund sources available.

### How will clients be affected and services change if this project is funded?

Whatcom County must respond to Swift Creek sediment accumulation on a regular basis because extreme sediment loading restricts flow and causing stream channel breach and bank and levee damage. This request will invest in a planned, more systematic approach to managing the sediment accumulation. It will help fulfill the state's legally-mandated obligations under the formal Consent Decree between Whatcom County and Ecology.

This request will also help preserve valuable farmland that could be irreversibly contaminated if Swift Creek or the Sumas

# 461 - Department of Ecology Capital Project Request

2023-25 Biennium

\*

Version: BI Biennial 2023-25 Initial

Report Number: CBS002

Date Run: 9/13/2022 1:36PM

Project Number: 40000538

Project Title: 2023-25 Swift Creek Natural Asbestos Flood Control and Cleanup

## Description

River flood and smother fields with contaminated sediment.

The project, as planned, will provide a long-term solution for chronic flooding control and sediment accumulation affecting homes, farms, roads, and bridges. The project will also minimize and manage the associated asbestos and heavy metal problems that include agricultural land damage and potential human health risk issues. Whatcom County relies on Ecology's support to continue moving the project forward.

The catastrophic flooding events of November 2021 in northern Whatcom County magnified the ongoing issues at Swift Creek and the need for solutions. Large volumes of Swift Creek sediment contributed to private home, property, and cropland damage inflicted on widespread areas of northern Whatcom County, including the towns of Nooksack and Sumas, and downstream extending across the border into areas of British Columbia.

### How is the request impacting equity in the state?

This request will protect rural lands in northern Whatcom County from the ongoing and persistent threat of flood events that continue to spread asbestos. The census block group Swift Creek runs through is rural. According to EPA's environmental justice screening tool, the percentage of people who are low income in this census block (66 percent) is more than double the state average (26 percent), and the unemployment rate (15 percent) is three times the state average (five percent). The long-term investment in this project protects homes, farmland, public infrastructure such as roads, and human health.

Ecology prioritizes compliance with Title VI nondiscrimination obligations and invests in promoting best practices for meaningful and effective engagement with local communities. Whatcom County has over 12,000 people who speak Spanish in the home. As part of agency activities to address flood control and sediment management, this project includes continued support and distribution of public health advisories in both English and Spanish.

### What is the agency's proposed funding strategy for the project?

Ecology requests the state's portion of the project be funded through the State Building Construction Account, because the Legislature has decided to fund other flood control projects in Ecology's and other agencies' budgets from this account. This request is consistent with that approach. Local funding also supports the project as described in the consent decree.

### Are FTEs required to support this project?

No.

### How does the project support the agency and statewide results?

This request is essential to achieving Ecology's Goal 3: Prevent and Reduce Toxic Threats and Pollution and the Governor's Results Washington Goal 3: Sustainable Energy and a Clean Environment because it will reduce exposure from the toxic material contained in the landslide debris and resolve this chronic threat to public safety, property, human health, and the environment.

This request is also essential to achieving Ecology's Goal 4: Protect and Manage Our State's Waters because it will capture and remove sediment from Swift Creek before it flows into the Sumas River, which flows north to the Fraser River and then discharges to Puget Sound.

### How will the other state programs or units of government be affected if this project is funded?



461 - Department of Ecology  
 Capital Project Request

2023-25 Biennium

\*

Version: BI Biennial 2023-25 Initial

Report Number: CBS002

Date Run: 9/13/2022 1:36PM

Project Number: 40000538

Project Title: 2023-25 Swift Creek Natural Asbestos Flood Control and Cleanup

**Description**

This request will allow local government to continue addressing this threat to human health and the environment from asbestos and metals in these sediments.

This request was developed and shared with stakeholders and the Attorney General's Office. Those parties support this request. A letter of support from Whatcom County is attached in Attachment B. The offices of U.S. Senators Murray and Cantwell and US Representative DelBene have participated in earlier site briefings and tours and remain engaged. Locally, State Legislative District 42 legislators – both Representatives and Senator – are actively engaged in Swift Creek issues and have participated in conference calls, site visits, and other communications over this issue.

**Proviso**

No

**Project Type**

Grants

Grant Recipient Organization: Whatcom County

RCW that establishes grant: N/A

Application process used

N/A

**Growth Management impacts**

This project will help preserve farmland and open space, resulting in less pressure to redevelop these areas, supporting GMA.

**Funding**

Acct Code	Account Title	Estimated Total	Expenditures		2023-25 Fiscal Period	
			Prior Biennium	Current Biennium	Reappropriations	New Appropriations
057-1	State Bldg Constr-State	54,812,000				11,984,000
	<b>Total</b>	<b>54,812,000</b>	<b>0</b>	<b>0</b>	<b>0</b>	<b>11,984,000</b>
<b>Future Fiscal Periods</b>						
		<u>2025-27</u>	<u>2027-29</u>	<u>2029-31</u>	<u>2031-33</u>	
057-1	State Bldg Constr-State	10,833,000	11,995,000	10,000,000	10,000,000	
	<b>Total</b>	<b>10,833,000</b>	<b>11,995,000</b>	<b>10,000,000</b>	<b>10,000,000</b>	

**Operating Impacts**

No Operating Impact



Landslide material in Swift Creek containing naturally-occurring asbestos



In dry weather, sediments containing asbestos pose a hazard.

## Prevent asbestos exposure during dry weather

Swift Creek and downstream Sumas River carry asbestos from the Sumas Mountain landslide. In dry weather, sediments containing asbestos pose a hazard.

**AVOID walking, driving, cycling, riding horses, or disturbing the riverbed or dredge piles**

along Swift Creek and Sumas River, or where flooding may have left deposits.



- When disturbed, asbestos fibers in the dry sediments can become airborne.
- Airborne asbestos can be inhaled and potentially cause health problems.

### For more information

Learn how to handle sediments to protect yourself and your family.

- Health Advisory: [www.doh.wa.gov/portals/1/Documents/Pubs/334-211.pdf](http://www.doh.wa.gov/portals/1/Documents/Pubs/334-211.pdf)
- Flooding & Asbestos: [www.whatcomcounty.us/DocumentCenter/View/61774/Swift-Creek-Sumas-River-Asbestos-and-Flooding-Fact-Sheet](http://www.whatcomcounty.us/DocumentCenter/View/61774/Swift-Creek-Sumas-River-Asbestos-and-Flooding-Fact-Sheet)

**For more Swift Creek Project information, see reverse side →**



913 Squalicum Way, Unit 101  
Bellingham, WA 98225

## Swift Creek Project



### Websites

[www.ecology.wa.gov/SwiftCreek](http://www.ecology.wa.gov/SwiftCreek)

[www.whatcomcounty.us/513/Swift-Creek](http://www.whatcomcounty.us/513/Swift-Creek)



### Questions

**Laura Vandervort**

Whatcom County Public Works

(360) 778-6307; [L.Vandervort@co.whatcom.wa.us](mailto:L.Vandervort@co.whatcom.wa.us)

**Jennifer Hayden**

Whatcom County Health Department

(360) 778-6036; [jhayden@co.whatcom.wa.us](mailto:jhayden@co.whatcom.wa.us)

**Cris Matthews**

Washington State Department of Ecology

(425) 324-1451; [cris.matthews@ecy.wa.gov](mailto:cris.matthews@ecy.wa.gov)



### En español

Si desea recibir esta postal en español, visite

[www.ecology.wa.gov/SwiftCreek#spanish](http://www.ecology.wa.gov/SwiftCreek#spanish),

y envíe un mensaje al correo electrónico

[preguntas@ecy.wa.gov](mailto:preguntas@ecy.wa.gov), o llame al 425-324-

5901 y espere a que un intérprete se una a la

llamada.

2 of 4

**ADA Accessibility:** To request ADA accommodation including materials in a format for the visually impaired, visit <https://ecology.wa.gov/accessibility> or call Ecology at 425-324-5901. People with impaired hearing may call Washington Relay Service at 711. People with speech disability may call TTY at 877-833-6341.



Material del deslizamiento de Swift Creek el que contiene asbesto de origen natural



En clima seco, sedimentos que contienen asbestos representan un peligro a la salud.

## Prevenga la exposición al asbesto durante el clima seco

Swift Creek y la parte río abajo del río Sumas transportan asbesto del deslizamiento de la montaña Sumas. En clima seco, sedimentos que contienen asbestos representan un peligro a la salud.

**EVITE caminar, conducir, montar en bicicleta, correr a caballo, o perturbar el lecho del río o las pilas de dragado**

en Swift Creek y el río Sumas, o donde las inundaciones puedan haber depositado sus sedimentos.



- Las fibras de asbesto en los sedimentos secos del río pueden transportarse por el aire cuando se alteran.
- El asbesto en el aire puede inhalarse y potencialmente causar problemas de salud.

### Para más información

Aprenda como manejar los sedimentos del río para protegerse a usted y a su familia.

- Aviso de salud: [www.doh.wa.gov/portals/1/Documents/Pubs/334-211.pdf](http://www.doh.wa.gov/portals/1/Documents/Pubs/334-211.pdf)
- Inundaciones y asbesto: [www.whatcomcounty.us/DocumentCenter/View/61829/Swift-Creek-Sumas-River-Asbestos-and-Floods-Spanish](http://www.whatcomcounty.us/DocumentCenter/View/61829/Swift-Creek-Sumas-River-Asbestos-and-Floods-Spanish)

**Para más información del Proyecto de Swift Creek, vea el reverso. →**



913 Squalicum Way, Unit 101  
Bellingham, WA 98225

# Proyecto de Swift Creek



## Sitios web

[www.ecology.wa.gov/SwiftCreek#spanish](http://www.ecology.wa.gov/SwiftCreek#spanish)

[www.whatcomcounty.us/513/Swift-Creek](http://www.whatcomcounty.us/513/Swift-Creek)



## Preguntas

### Laura Vandervort

Whatcom County Public Works

(360) 778-6307; [LVandervort@co.whatcom.wa.us](mailto:L.Vandervort@co.whatcom.wa.us)

### Jennifer Hayden

Whatcom County Health Department

(360) 778-6036; [jhayden@co.whatcom.wa.us](mailto:jhayden@co.whatcom.wa.us)

### Cris Matthews

Washington State Department of Ecology

(425) 324-1451; [cris.matthews@ecy.wa.gov](mailto:cris.matthews@ecy.wa.gov)

Si le gustaría recibir documentos en español, por favor envíe un correo electrónico a [preguntas@ecy.wa.gov](mailto:preguntas@ecy.wa.gov) o llame a 425-324-5901 y espere a que un intérprete se una a la llamada.

**Acomodaciones especiales:** Para solicitar acomodación especial incluyendo materiales para personas con discapacidad visual visite: <https://ecology.wa.gov/accessibility>, o llame a Ecología al teléfono (425) 324-5901. Personas con discapacidad de audición pueden llamar al Servicio de Retransmisión de Washington al 711, personas con discapacidad del habla pueden llamar a TTY al (877) 833-6341.



*Satpal Singh Sidhu*  
*Whatcom County Executive*



July 1, 2022

Governor Jay Inslee  
Office of the Governor  
PO Box 40002  
Olympia WA 98504-0002

Dear Governor Inslee:

We, as Whatcom County government are reaching out to you, seeking your support for our request to Department of Ecology and State of Washington for the continued active participation in the management of the Swift Creek/Sumas Mountain landslide sediment which contains naturally occurring asbestos.

Whatcom County Flood Control Zone District and the Department of Ecology have joined together to create and implement a Swift Creek Sediment Action Plan (Action Plan) to address this continuing threat of enormous sediment load carried by Swift Creek in the down steam areas of Whatcom County and across the border to Canada. Both Whatcom County and Dept of Ecology have received funding from legislature appropriations to design and implement appropriate actions to slow down the asbestos laden landslides in future years.

It is imperative for the legislature to continue their funding support to us to achieve the goals set for this effort. Whatcom County and the State of Washington (DOE) have made significant investments of State Funds, engineering design and management of sediment, to handle unsafe impacts in the lower Swift Creek basin and across the international border. Property for wetland mitigation, repository storage and project construction has been purchased; designs for the deflection levees, sediment traps, sediment basins and other project elements are nearly complete. This summer, we would like to request your visit to the area and see the Phase I progress on sediment traps and debris deflection berm under construction.

The Swift Creek Asbestos Mitigation Action Plan includes critical projects to address the current and future impacts of this sediment to downstream communities. The November 2021 devastating floods exacerbated the spread of this harmful sediment from Swift Creek.



*Satpal Singh Sidhu*  
*Whatcom County Executive*



We, strongly urge your support for the continued funding for this critical Swift Creek/Sumas Mountain response. We are committed to continue our proactive implementation step for this work in our community with your support and assistance.

Sincerely,

A handwritten signature in blue ink that reads 'Satpal Singh Sidhu'. The signature is fluid and cursive.

Satpal Singh Sidhu  
County Executive

cc: Office of Financial Management  
Department of Ecology, Toxics Cleanup Program  
Rep. Rule  
Rep. Shewmake  
Sen. Sefzik



Allyson Brooks Ph.D., Director  
State Historic Preservation Officer

December 1, 2021

Ms. Lucy McInerney  
NW Regional Office  
Department of Ecology  
PO Box 330316  
Shoreline, Washington 98133-9716

RE: Swift Creek Sediment Management Project  
Log No: 2020-09-05950-ECY

Dear Ms. McInerney;

Thank you for contacting our department, pursuant Executive Order 21-02. We have reviewed the materials you provided for the proposed Swift Creek Sediment Management Project, Whatcom County, Washington.

We concur with the determination of No cultural resource impacts with the stipulation for unanticipated discovery plan.

Please provide the correspondence or comments from concerned tribes or other parties that you receive as you consult under the requirements of Executive Order 21-02.

In the event that archaeological or historic materials are discovered during project activities, work in the immediate vicinity must stop, the area secured, and the concerned tribes and this department notified.

These comments are based on the information available at the time of this review and on the behalf of the State Historic Preservation Officer. Should additional information become available, our assessment may be revised. Thank you for the opportunity to comment and a copy of these comments should be included in subsequent environmental documents.

Sincerely,

A handwritten signature in blue ink, appearing to read 'Rob Whitlam', with a long horizontal flourish extending to the right.

Robert G. Whitlam, Ph.D.  
State Archaeologist  
(360) 890-2615  
email: [rob.whitlam@dahp.wa.gov](mailto:rob.whitlam@dahp.wa.gov)





# 461 - Department of Ecology Capital Project Request

2023-25 Biennium

\*

Version: BI Biennial 2023-25 Initial

Report Number: CBS002

Date Run: 9/12/2022 1:49PM

Project Number: 40000533

Project Title: 2023-25 Eastern Washington Clean Sites Initiative

## Description

Starting Fiscal Year: 2024

Project Class: Grant

Agency Priority: 25

### Project Summary

There are properties in Eastern Washington contaminated with hazardous wastes that have been abandoned or have owners unwilling or unable to pay for site investigation and cleanup. Without cleanup, these sites pose threats to public health, the environment, groundwater, and fish and wildlife resources. Cleaning up these sites protects public and environmental health, creates jobs, and promotes economic growth as the sites are redeveloped. This funding will continue the initiative to have a statewide cleanup program by making investments outside of the Puget Sound Basin and Western Washington. (Model Toxics Control Capital Account)

### Project Description

#### What is the proposed project?

Ecology is requesting \$950,000 for remediation activities on contaminated sites in Eastern Washington. By focusing resources directly to the communities east of the Cascade Mountains, Ecology will have the resources to fund cleanup work related to metals contamination, leaking underground storage tanks, landfills, salvage yards, and wood treatment facilities. The funds will be used to pay for cleanup at contaminated sites where the responsible party (land user, facility operator, or property owner) is either unwilling or unable to pay costs related to the cleanup activities. Ecology will recover cleanup costs where possible.

Attached is a prioritized list of projects this request will fund. Ecology has reviewed the projects and they are ready to proceed according to the Model Toxics Control Act (MTCA) regulatory process, which informs project prioritization. Ecology's Toxics Cleanup Program guides all cleanup projects through MTCA's regulatory process and requirements, including those seeking state capital budget funding. MTCA requires all cleanup projects proceed through the following phases:

1. Assessment: All projects are prioritized based on human health and environmental risks. Cleanup projects address risks from exposure to contaminated soil, groundwater, surface water, sediment, or air. These exposures pose human health risks from contacting contaminated soils, drinking polluted water, consuming fish and shellfish, inhaling toxic vapors, or a combination of the above.
2. Remedial Investigation: Remedial investigations define the nature, extent, and magnitude of contamination on all projects.
3. Feasibility Study: Feasibility studies are conducted on all projects and include alternative analysis, cost-benefit analysis, long-term or life-cycle cost analysis, and cleanup technology preferences.
4. Cleanup Action Plan: Based on the remedial investigation and feasibility study, a cleanup action plan is developed that describes the selected cleanup action, the standards it must meet, monitoring requirements, and schedule – including any time-critical elements.
5. Comment: The public is encouraged to review and comment on the projects' investigations, feasibility studies, and cleanup plans during public comment periods.
6. Cleanup: Design, construction, operations, and monitoring of the cleanup. A cleanup is complete when Ecology determines cleanup standards have been met. This phase includes projects that are ready to proceed, are in construction, have permits or are in the permitting process, where design is complete or underway, or are under contract.

In addition to project evaluation according to the MTCA regulatory process, projects on the list are prioritized based on:

# 461 - Department of Ecology Capital Project Request

2023-25 Biennium

\*

Version: BI Biennial 2023-25 Initial

Report Number: CBS002

Date Run: 9/12/2022 1:49PM

Project Number: 40000533

Project Title: 2023-25 Eastern Washington Clean Sites Initiative

## Description

1. Continuing investments at sites with ongoing cleanup projects.

Cleanups can take many years following the contamination of a site with toxic chemicals. Three major factors determine the length of time for cleanup; the administrative process used (Ecology-conducted or supervised versus independent cleanup), the nature of contaminants (how difficult they are to remediate), and the type of contaminated media (soil, groundwater, sediments, etc.). Ecology established an ideal target for achieving site cleanup within five years, and we have been actively working toward this target by using model remedies and developing tools and policies to help achieve cleanup faster.

Financial certainty for cleanup project development is critical to ensure existing projects are completed as envisioned and new projects can be planned and designed to maximize environmental and public health improvements and economic development opportunities. In the project prioritization process, Ecology considers the next phase of funding needed to keep existing cleanup projects moving forward.

2. Acuity of need, readiness to proceed, cost-efficiency, purposes of increasing affordable housing, or need to ensure geographic distribution. Ecology used these criteria over the past three biennia to guide project priority.

3. Ability to reduce the toxic threat to vulnerable populations and overburdened communities living in proximity to contaminated sites.

4. Where groups of projects met all of the same budget prioritization criteria, projects were further ranked considering Ecology's regional and program priorities.

5. Reviewing current information from our partners and Ecology's regional cleanup managers on the status of projects to further refine the prioritization. For example, considering the construction stage of projects, schedule changes, whether permits are in hand, if projects are ready to bid, and if projects leverage other funds.

### What opportunity or problem is driving this request?

The Eastern Washington Clean Sites Initiative was created to ensure projects throughout the state, not just the Puget Sound area, receive funding for remediation activities on contaminated sites. Without this program, communities in Eastern Washington would continue to be impacted by hazardous substances and degraded water resources. Ecology would fall short of its strategy to have a statewide cleanup program.

### What are the specific benefits of this project?

Cleaning up contaminated sites in Eastern Washington will yield the following benefits:

- Reduced exposure of hazardous substances to the environment and public as work progresses on these sites.
- Economic redevelopment as abandoned sites move through the cleanup process.

Cleaning up contaminated property is usually integrated with economic redevelopment, habitat restoration, and public recreation projects. Most cleanup projects are the first phase of a larger community or economic redevelopment project where the cleanup site is the focal point of the project.

### What are the effects of non-funding?

# 461 - Department of Ecology Capital Project Request

2023-25 Biennium

\*

Version: BI Biennial 2023-25 Initial

Report Number: CBS002

Date Run: 9/12/2022 1:49PM

Project Number: 40000533

Project Title: 2023-25 Eastern Washington Clean Sites Initiative

## Description

If this request is not funded, Eastern Washington cleanup projects would not be completed and new projects would not be started. Eastern Washington work would be underfunded, particularly if investments continue at cleanup sites in and around Puget Sound. Communities in Eastern Washington would continue to be impacted by hazardous substances and degraded water resources. Ecology would fall short of its strategy to have a statewide cleanup program.

### Why is this the best option or alternative?

This work has traditionally received MTCA funding, so Ecology is requesting Model Toxics Control Capital funding to support this important work in 2023-25. This is the best option because it will continue cleanup investments that protect human health and natural resources and support economic redevelopment in Eastern Washington.

### How will clients be affected and services change if this project is funded?

Local governments and communities will be positively affected as contaminated sites are returned to use, benefiting the local economy.

Ecology staff work with Eastern Washington communities, stakeholders, and property owners. They support this work.

### How is the request impacting equity in the state?

Many of the projects funded through this request are ongoing cleanups that have been in progress for many years. Cleaning up contamination from our soil, groundwater, surface water, and sediment is difficult, expensive, and can take many years. The more complex elements a site has, the longer the cleanup can take. Ecology recognizes that contaminated sites disproportionately impact communities of color and low-income populations.

This request is an intentional investment by Ecology in cleanup in Eastern Washington, including rural areas, to ensure a statewide program. Within the project list, Ecology prioritized projects that will reduce the toxic threat to vulnerable populations and overburdened communities living in proximity to these contaminants. Projects that met the following criteria were prioritized within the project list:

- The census tract scores a rank of 9 or 10 on the Environmental Health Disparities Map maintained by the Department of Health. The environmental health disparities index considers 19 indicators that include environmental exposures and effects as well as sensitive populations and socioeconomic factors.

OR

- The site is located in the 80th percentile or higher for people of color or low-income populations according to demographic indicators from the U.S. Environmental Protection Agency's Environmental Justice Screening and Mapping tool (EJSCREEN).

### What is the agency's proposed funding strategy for the project?

Ecology requests funding from the Model Toxics Control Capital Account for this project. Using MTCA Capital Account funds for this request is consistent with the purposes of MTCA, Chapter 70A.305 RCW and the MTCA Capital Account, RCW 70A.305.190, which establishes that funds in the account must be used for the improvement, rehabilitation, remediation, and cleanup of toxic sites. To do this work, a tax is assessed on hazardous materials, including petroleum products, pesticides, and some chemicals.

461 - Department of Ecology  
Capital Project Request

2023-25 Biennium

\*

Version: BI Biennial 2023-25 Initial

Report Number: CBS002

Date Run: 9/12/2022 1:49PM

Project Number: 40000533

Project Title: 2023-25 Eastern Washington Clean Sites Initiative

**Description**

In even-numbered years, Ecology is required to provide the Legislature with a comprehensive report, the Model Toxics Control Act Capital Account: Ten-Year Financing Report. Ecology produces this report in coordination with local governments that have cleanup responsibilities. The report identifies the projected financial needs to cleanup up contaminated sites that are eligible for funding from the MTCA Capital Account and describes how we plan to spend funds to clean up sites in the upcoming biennium and the next ten years. The "Model Toxics Control Act Capital Account: Ten-Year Financing Report 2020" is available here: <https://apps.ecology.wa.gov/publications/SummaryPages/2009060.html>.

Its companion report, the Model Toxics Control Accounts Biennial Report of Expenditures, describes how cleanup funds were spent over the previous biennium. Ecology produces this report in odd-numbered years. Find the 2019-21 biennial report online at <https://apps.ecology.wa.gov/publications/summarypages/2109043.html>.

**Are FTEs required to support this project?**

No.

**How does the project support the agency and statewide results?**

This request is essential to achieving the Governor’s Results Washington Goal 3: Sustainable Energy and a Clean Environment and Ecology’s Goal 3: Prevent and Reduce Toxic Threats and Pollution because it supports the cleanup of contaminated sites to protect human health and the environment. This request also ensures this element of Ecology’s strategic plan achieves statewide implementation.

This request is essential to achieving the Governor’s Results Washington Goal 2: Prosperous Economy because it will create and support jobs and make it possible to redevelop previously contaminated land to support economic growth in communities.

**How will the other state programs or units of government be affected if this project is funded?**

Local governments will be positively affected as contaminated sites are returned to use, benefiting the local economy.

**Proviso**

No

**Location**

City: Statewide

County: Statewide

Legislative District: 098

**Project Type**

Grants

Grant Recipient Organization: N/A

RCW that establishes grant: N/A

Application process used

N/A

**Growth Management impacts**

N/A

**Funding**

461 - Department of Ecology  
 Capital Project Request

2023-25 Biennium

\*

Version: BI Biennial 2023-25 Initial

Report Number: CBS002

Date Run: 9/12/2022 1:49PM

Project Number: 40000533

Project Title: 2023-25 Eastern Washington Clean Sites Initiative

**Funding**

Acct Code	Account Title	Estimated Total	Expenditures		2023-25 Fiscal Period	
			Prior Biennium	Current Biennium	Reapprops	New Approps
23N-1	MTC Capital Account-State	40,950,000				950,000
	<b>Total</b>	<b>40,950,000</b>	<b>0</b>	<b>0</b>	<b>0</b>	<b>950,000</b>

		Future Fiscal Periods			
		2025-27	2027-29	2029-31	2031-33
23N-1	MTC Capital Account-State	10,000,000	10,000,000	10,000,000	10,000,000
	<b>Total</b>	<b>10,000,000</b>	<b>10,000,000</b>	<b>10,000,000</b>	<b>10,000,000</b>

**Operating Impacts**

No Operating Impact

**SubProjects**

SubProject Number: 40000534

SubProject Title: Dryden Pit

Starting Fiscal Year: 2024

Project Class: Grant

Agency Priority: 25

**Project Summary**

There are properties in Eastern Washington contaminated with hazardous wastes that have been abandoned or have owners unwilling or unable to pay for site investigation and cleanup. Without cleanup, these sites pose threats to public health, the environment, groundwater, and fish and wildlife resources. Cleaning up these sites protects public and environmental health, creates jobs, and promotes economic growth as the sites are redeveloped. This funding will continue the initiative to have a statewide cleanup program by making investments outside of the Puget Sound Basin and Western Washington. (Model Toxics Control Capital Account)

**Project Description**

Ecology requests funds to conduct remedial excavation at a former shooting range located on State Department of Fish and Wildlife property. This remedial excavation will be combined with critical stream restoration work on Peshastin Creek. This site's location poses a risk to the health and safety of highly impacted communities that are located adjacent to the site.

**Location**

City: Unincorporated

County: Chelan

Legislative District: 012

**Project Type**

Grants

461 - Department of Ecology  
 Capital Project Request

2023-25 Biennium

\*

Version: BI Biennial 2023-25 Initial

Report Number: CBS002

Date Run: 9/12/2022 1:49PM

Project Number: 40000533

Project Title: 2023-25 Eastern Washington Clean Sites Initiative

**SubProjects**

SubProject Number: 40000534

SubProject Title: Dryden Pit

Grant Recipient Organization: N/A

RCW that establishes grant: N/A

Application process used  
 N/A

Growth Management impacts

N/A

**Funding**

Acct Code	Account Title	Estimated Total	Expenditures		2023-25 Fiscal Period	
			Prior Biennium	Current Biennium	Reappropriations	New Appropriations
23N-1	MTC Capital Account-State	500,000				500,000
	<b>Total</b>	<b>500,000</b>	<b>0</b>	<b>0</b>	<b>0</b>	<b>500,000</b>
<b>Future Fiscal Periods</b>						
		<u>2025-27</u>	<u>2027-29</u>	<u>2029-31</u>	<u>2031-33</u>	
23N-1	MTC Capital Account-State	0	0	0	0	
	<b>Total</b>	<b>0</b>	<b>0</b>	<b>0</b>	<b>0</b>	

**Operating Impacts**

No Operating Impact

SubProject Number: 40000535

SubProject Title: Gold Nugget

461 - Department of Ecology  
 Capital Project Request

2023-25 Biennium

\*

Version: BI Biennial 2023-25 Initial

Report Number: CBS002

Date Run: 9/12/2022 1:49PM

Project Number: 40000533

Project Title: 2023-25 Eastern Washington Clean Sites Initiative

**SubProjects**

SubProject Number: 40000535

SubProject Title: Gold Nugget

Starting Fiscal Year: 2024

Project Class: Grant

Agency Priority: 25

**Project Summary**

There are properties in Eastern Washington contaminated with hazardous wastes that have been abandoned or have owners unwilling or unable to pay for site investigation and cleanup. Without cleanup, these sites pose threats to public health, the environment, groundwater, and fish and wildlife resources. Cleaning up these sites protects public and environmental health, creates jobs, and promotes economic growth as the sites are redeveloped. This funding will continue the initiative to have a statewide cleanup program by making investments outside of the Puget Sound Basin and Western Washington. (Model Toxics Control Capital Account)

**Project Description**

Ecology requests additional funding to continue the operation of the Ecology-installed and operated remediation system, and to conduct sampling to evaluate current levels of contamination. The system has operated intermittently for several years, and confirmation sampling is now required to determine whether additional action is necessary. This site is located in an economically disadvantaged community.

**Location**

City: Zillah

County: Yakima

Legislative District: 015

**Project Type**

Grants

Grant Recipient Organization: N/A

RCW that establishes grant: N/A

Application process used

N/A

**Growth Management impacts**

N/A

**Funding**

Acct Code	Account Title	Expenditures			2023-25 Fiscal Period	
		Estimated Total	Prior Biennium	Current Biennium	Reapprops	New Approps
23N-1	MTC Capital Account-State	200,000				200,000
	<b>Total</b>	<b>200,000</b>	<b>0</b>	<b>0</b>	<b>0</b>	<b>200,000</b>
<b>Future Fiscal Periods</b>						
		<u>2025-27</u>	<u>2027-29</u>	<u>2029-31</u>	<u>2031-33</u>	
23N-1	MTC Capital Account-State	0	0	0	0	
	<b>Total</b>	<b>0</b>	<b>0</b>	<b>0</b>	<b>0</b>	

**Operating Impacts**

461 - Department of Ecology  
 Capital Project Request

2023-25 Biennium

\*

Version: BI Biennial 2023-25 Initial

Report Number: CBS002

Date Run: 9/12/2022 1:49PM

Project Number: 40000533

Project Title: 2023-25 Eastern Washington Clean Sites Initiative

**SubProjects**

SubProject Number: 40000535

SubProject Title: Gold Nugget

No Operating Impact

SubProject Number: 40000536

SubProject Title: WSAC Soil Bank Model Remedy

Starting Fiscal Year: 2024

Project Class: Grant

Agency Priority: 25

**Project Summary**

There are properties in Eastern Washington contaminated with hazardous wastes that have been abandoned or have owners unwilling or unable to pay for site investigation and cleanup. Without cleanup, these sites pose threats to public health, the environment, groundwater, and fish and wildlife resources. Cleaning up these sites protects public and environmental health, creates jobs, and promotes economic growth as the sites are redeveloped. This funding will continue the initiative to have a statewide cleanup program by making investments outside of the Puget Sound Basin and Western Washington. (Model Toxics Control Capital Account)

**Project Description**

Ecology requests additional funds to continue the support of a working group and completion of a feasibility study for developing a clean soil bank in the orchard region of Central Washington. The history of pesticide use on orchard lands in the region has contributed to a significant presence of lead and arsenate contaminated soil. Ecology will also use funds to contract with Washington State Association of Counties (WSAC) to perform community outreach.

**Location**

City: Statewide

County: Statewide

Legislative District: 098

**Project Type**

Grants

Grant Recipient Organization: N/A

RCW that establishes grant: N/A

Application process used

N/A

**Growth Management impacts**

N/A

**Funding**

Acct Code	Account Title	Estimated Total	Expenditures		2023-25 Fiscal Period	
			Prior Biennium	Current Biennium	Reappropriations	New Appropriations
23N-1	MTC Capital Account-State	150,000				150,000
<b>Total</b>		<b>150,000</b>	<b>0</b>	<b>0</b>	<b>0</b>	<b>150,000</b>



461 - Department of Ecology  
Capital Project Request

2023-25 Biennium

\*

Version: BI Biennial 2023-25 Initial

Report Number: CBS002

Date Run: 9/12/2022 1:49PM

Project Number: 40000533

Project Title: 2023-25 Eastern Washington Clean Sites Initiative

**SubProjects**

SubProject Number: 40000536

SubProject Title: WSAC Soil Bank Model Remedy

	Future Fiscal Periods			
	2025-27	2027-29	2029-31	2031-33
23N-1 MTC Capital Account-State				
<b>Total</b>	<b>0</b>	<b>0</b>	<b>0</b>	<b>0</b>

Operating Impacts

No Operating Impact

SubProject Number: 40000537

SubProject Title: Bodie Mine

Starting Fiscal Year: 2024

Project Class: Grant

Agency Priority: 25

**Project Summary**

There are properties in Eastern Washington contaminated with hazardous wastes that have been abandoned or have owners unwilling or unable to pay for site investigation and cleanup. Without cleanup, these sites pose threats to public health, the environment, groundwater, and fish and wildlife resources. Cleaning up these sites protects public and environmental health, creates jobs, and promotes economic growth as the sites are redeveloped. This funding will continue the initiative to have a statewide cleanup program by making investments outside of the Puget Sound Basin and Western Washington. (Model Toxics Control Capital Account)

**Project Description**

The requested funding will be combined with an EPA grant to support Trout Unlimited's efforts to relocate mine tailings that are exposed to surface water at the Bodie Mine.

**Location**

City: Unincorporated

County: Okanogan

Legislative District: 012

**Project Type**

Grants

461 - Department of Ecology  
**Capital Project Request**

2023-25 Biennium

\*

Version: BI Biennial 2023-25 Initial

Report Number: CBS002

Date Run: 9/12/2022 1:49PM

Project Number: 40000533

Project Title: 2023-25 Eastern Washington Clean Sites Initiative

**SubProjects**

SubProject Number: 40000537

SubProject Title: Bodie Mine

Grant Recipient Organization: N/A

RCW that establishes grant: N/A

Application process used  
 N/A

Growth Management impacts

N/A

**Funding**

Acct Code	Account Title	Estimated Total	Expenditures		2023-25 Fiscal Period	
			Prior Biennium	Current Biennium	Reappropriations	New Appropriations
23N-1	MTC Capital Account-State	100,000				100,000
	<b>Total</b>	<b>100,000</b>	<b>0</b>	<b>0</b>	<b>0</b>	<b>100,000</b>
<b>Future Fiscal Periods</b>						
		<u>2025-27</u>	<u>2027-29</u>	<u>2029-31</u>	<u>2031-33</u>	
23N-1	MTC Capital Account-State	0	0	0	0	
	<b>Total</b>	<b>0</b>	<b>0</b>	<b>0</b>	<b>0</b>	

**Operating Impacts**

No Operating Impact

SubProject Number: 40000554

SubProject Title: 2023-25 Ea WA Clean Sites Initiative Ten Year Financial Plan

461 - Department of Ecology  
 Capital Project Request

2023-25 Biennium

\*

Version: BI Biennial 2023-25 Initial

Report Number: CBS002

Date Run: 9/12/2022 1:49PM

Project Number: 40000533

Project Title: 2023-25 Eastern Washington Clean Sites Initiative

**SubProjects**

SubProject Number: 40000554

SubProject Title: 2023-25 Ea WA Clean Sites Initiative Ten Year Financial Plan

Starting Fiscal Year: 2024

Project Class: Grant

Agency Priority: 25

**Project Summary**

There are properties in Eastern Washington contaminated with hazardous wastes that have been abandoned or have owners unwilling or unable to pay for site investigation and cleanup. Without cleanup, these sites pose threats to public health, the environment, groundwater, and fish and wildlife resources. Cleaning up these sites protects public and environmental health, creates jobs, and promotes economic growth as the sites are redeveloped. This funding will continue the initiative to have a statewide cleanup program by making investments outside of the Puget Sound Basin and Western Washington. (Model Toxics Control Capital Account)

**Project Description**

Ten year financial plan

**Location**

City: Statewide

County: Statewide

Legislative District: 098

**Project Type**

Grants

Grant Recipient Organization: N/A

RCW that establishes grant: N/A

Application process used  
 N/A

**Growth Management impacts**

N/A

**Funding**

Acct Code	Account Title	Estimated Total	Expenditures		2023-25 Fiscal Period	
			Prior Biennium	Current Biennium	Reappropriates	New Appropriates
23N-1	MTC Capital Account-State	40,000,000				
<b>Total</b>		<b>40,000,000</b>	<b>0</b>	<b>0</b>	<b>0</b>	<b>0</b>

		Future Fiscal Periods			
		2025-27	2027-29	2029-31	2031-33
23N-1	MTC Capital Account-State	10,000,000	10,000,000	10,000,000	10,000,000
<b>Total</b>		<b>10,000,000</b>	<b>10,000,000</b>	<b>10,000,000</b>	<b>10,000,000</b>

**Operating Impacts**

No Operating Impact

**461 - Department of Ecology  
Capital Project Request**

**2023-25 Biennium**

\*

**Version:** BI Biennial 2023-25 Initial

**Report Number:** CBS002

**Date Run:** 9/12/2022 1:49PM

**Project Number:** 40000533

**Project Title:** 2023-25 Eastern Washington Clean Sites Initiative

**SubProjects**

---

**Ecology 2023-25 Capital Budget Project List  
Toxics Cleanup Program  
Eastern Washington Clean Sites Initiative**



August 2022

**Purpose:** This list provides project details about the 2023-25 Eastern Washington Clean Sites Initiative budget request. This list represents cleanup projects that are underway and need funding to support the cleanup for ready to proceed projects. The projects were ranked according to phase of cleanup with Cleanup/Post-Closure Monitoring having priority over Feasibility Study, Investigation, and Assessment. A review of impact to vulnerable and overburdened communities, acuity of need, readiness to proceed, cost efficiency, geographic distribution and purposes of increasing affordable housing for each project was conducted. This list is a plan based on the best information available to Ecology. The plan may change as more information becomes available.

Rank	Project Title	Project Description	Amount	Phase of Cleanup	Site Address	City	County	Leg. District	WRIA	Lat.	Long.
1	Dryden Pit	Ecology requests funds to conduct remedial excavation at a former shooting range located on State Department of Fish and Wildlife property. This remedial excavation will be combined with critical stream restoration work on Peshastin Creek. This site's location poses a risk to the health and safety of highly impacted communities that are located adjacent to the site.	500,000	Feasibility Study	None	Unincorp	Chelan	12	45 - Wenatchee	47.55	-120.58
2	Gold Nugget	Ecology requests additional funding to continue the operation of the Ecology-installed and operated remediation system, and to conduct sampling to evaluate current levels of contamination. The system has operated intermittently for several years, and confirmation sampling is now required to determine whether additional action is necessary. This site is located in an economically disadvantaged community.	200,000	Remedial Investigation	1041 Buena Rd	Zillah	Yakima	15	37 - Lower Yakima	46.43	-120.31
3	WSAC Soil Bank Model Remedy	Ecology requests additional funds to continue the support of a working group and completion of a feasibility study for developing a clean soil bank in the orchard region of Central Washington. The history of pesticide use on orchard lands in the region has contributed to a significant presence of lead and arsenate contaminated soil. Ecology will also use funds to contract with Washington State Association of Counties (WSAC) to perform community outreach.	150,000	Feasibility Study	Central Washington	N/A	N/A	N/A	N/A	N/A	N/A
4	Bodie Mine	The requested funding will be combined with an EPA grant to support Trout Unlimited's efforts to relocate mine tailings that are exposed to surface water at the Bodie Mine.	100,000	Cleanup Construction	None	Unincorp	Okanogan	24	60 - Kettle	48.83	-118.89
<b>TOTAL</b>			<b>950,000</b>								

\*\*\* *This page intentionally blank.* \*\*\*

# 461 - Department of Ecology Capital Project Request

2023-25 Biennium

\*

Version: BI Biennial 2023-25 Initial

Report Number: CBS002

Date Run: 9/13/2022 12:38PM

Project Number: 40000568

Project Title: 2023-25 Waste Tire Pile Cleanup and Prevention

## Description

Starting Fiscal Year: 2024

Project Class: Grant - Pass Through

Agency Priority: 27

### Project Summary

Illegally dumped tires in Washington continue to pose public health and environmental threats. Tire piles pose risks for highly toxic fires, pollutant leaching, and run off and provide habitat for mosquitoes and other disease carriers. Ecology is requesting \$1 million to continue preventing and removing waste tire piles and provide enforcement and education on tire storage and hauling regulations. (Waste Tire Removal Account)

### Project Description

#### What is the proposed project?

Ecology is requesting \$1 million to continue funding for the prevention and removal waste tire piles, and provide enforcement and education for tire storage and hauling regulations. Waste tire pollution affects the health of Washington residents. Piles of waste tires harbor mosquitoes, rats, and other disease vectors. West Nile virus and the Zika virus are both transmitted by mosquitoes and pose threats to public health. Tire piles are highly flammable, and tire fires emit toxic chemicals and particulates.

Tire piles continue to challenge state, Tribal, and local officials responsible for cleaning up unauthorized dump sites and preventing further waste accumulation. Illegal tire dumping is a significant issue on Tribal lands. This program has been effective at reducing tire pile fires, but we need continued funding to prevent tire stockpiling and unwanted tire piles.

RCW 70A.205.405 requires a \$1 fee on the retail sale of every new replacement vehicle tire. Revenues from this fee are deposited in the Waste Tire Removal Account (WTRA), which can be used to prevent and clean up unauthorized waste tire piles. Each biennium, Ecology uses \$1 million of the fee revenues from the account to implement the waste tire reduction goals. Ecology uses the WTRA funds for pile removals, amnesty events, enforcement, cleanup, and education programs. Ecology also provides technical support on waste tire pollution prevention and enforcement of tire hauling and storage requirements.

As noted in Attachment A, from 2007 to 2021, Ecology removed over 147 million pounds of tires from 498 locations in 37 counties across the state, helping local governments and Tribes stretch their limited resources to clean up waste tires.

#### What opportunity or problem is driving this request?

Illegally dumped tires pose a fire hazard. Because tires are mostly made of rubber (natural and synthetic), they are hard to extinguish when they catch fire; the smoke is extremely toxic and full of cancer causing chemicals; and the runoff contaminates soil and groundwater. Due to their heavy metal and other pollutant content, tires pose a risk for leaching toxic chemicals into stormwater and groundwater. Piled tires capture water and create the ideal habitat for mosquitoes, which can spread illnesses such as avian flu, West Nile virus, and Zika virus. Tire piles provide habitat for large populations of rats, which can also transmit diseases.

In the 1970s, waste tires were used to construct artificial reefs in Puget Sound, and they have been used as bulkheads along shorelines. Tires are commonly treated with a substance called 6PPD to protect them from cracking over time. As treated tires are exposed to ozone, the 6PPD and ozone react to produce 6PPD-quinone, a chemical that has recently been linked to coho salmon deaths and potential harm to other Washington fish species. With recent findings regarding 6PPD-quinone, there are concerns that reefs and bulkheads created with used tires are contaminating the water.

Ecology received funding in the 2022 supplemental transportation budget to conduct an evaluation of the waste tire cleanup

# 461 - Department of Ecology Capital Project Request

2023-25 Biennium

\*

Version: BI Biennial 2023-25 Initial

Report Number: CBS002

Date Run: 9/13/2022 12:38PM

Project Number: 40000568

Project Title: 2023-25 Waste Tire Pile Cleanup and Prevention

## Description

program. One of the deliverables is a review of the environmental and safety issues associated with the marine tire piles used as artificial reefs. Ecology is exploring feasibility and strategies to remove these bulkheads and reefs.

### What are the specific benefits of this project?

Specific cleanup and prevention benefits include reducing the risk of dangerous and toxic tire pile fires, reducing habitat for vermin and disease spreading insects, reducing risk of surface and groundwater contamination, and recycling used tires when possible.

### What are the effects of non-funding?

If this request is not approved, there would be reduced local focus on activities to prevent and clean up illegal tire piles and enforcement and education programs. Minimal cleanups would occur through voluntary action of landowners or through enforcement actions by local governments, who lack the resources to concentrate on this difficult waste stream. Waste tire piles would re-accumulate and pose health and safety risks for people and the environment.

### Why is this the best option or alternative?

In the early 1990s, a similar state-funded tire pile cleanup effort cleaned up 29 tire piles in Washington. The funding ran out before several large tire pile sites were cleaned up. Without an ongoing tire prevention and enforcement program, those large tire piles remained and more piles were created.

In 2005, the Legislature established the tire fee to provide funding to remove the tire piles left behind in the 1990s and fund removal of more than 130 additional piles identified across the state. If this program funding is not continued, there is no other fund source available to deal with tire piles. Experience shows that local governments and Tribes do not have sufficient resources to clean up tire piles. Without funding from the WTRA, there would be no other state or local program, or funding source, to conduct a comprehensive waste tire program. This program has proven successful at addressing an ongoing need.

### How will clients be affected and services change if this project is funded?

Ecology provides support to Tribes and local governments to prevent tire piles, enforce regulations, and remove waste tires from local communities. Funding in the 2023-25 biennium will allow continued prevention, enforcement, and free removal and disposal of waste tires across the state. This provides financial relief to residents, businesses, and local communities that may otherwise not safely and properly dispose or recycle waste tires due to financial constraints.

### How is the request impacting equity in the state?

The Waste Tire Pile Cleanup and Prevention Program supports Tribes and local governments. This program is the only state-funded resource dedicated to preventing and removing waste tire piles and is the only resource for many Tribes and local governments for these efforts.

Tribes and local governments are key partners in coordinating amnesty and cleanup events throughout the state. Local governments host periodic amnesty events to provide free disposal and recycling of waste tires, which removes cost barriers for low-income people and small businesses.

Because waste tire dumping is illegal, waste tire piles tend to accumulate in areas with lower visibility and fewer public resources, such as rural areas and lower-income communities. This creates public health and safety hazards for those who



461 - Department of Ecology  
 Capital Project Request

2023-25 Biennium

\*

Version: BI Biennial 2023-25 Initial

Report Number: CBS002

Date Run: 9/13/2022 12:38PM

Project Number: 40000568

Project Title: 2023-25 Waste Tire Pile Cleanup and Prevention

**Description**

live nearby and compounds environmental justice inequities. Tribal lands are also frequently targeted for illegal waste tire dumping.

**What is the agency’s proposed funding strategy for the project?**

RCW 70A.205.425 directs Ecology to use the WTRA dedicated funding to pay for waste tire pile cleanups, education, prevention, and enforcement. This request implements the legislative intent for this funding source.

**Are FTEs required to support this project?**

Ecology is requesting 1.15 FTEs for this work. This is the same level of FTEs currently supporting this capital project in the 2021-23 Biennium. Staff are required to manage and coordinate tire removal efforts and provide technical support for prevention and enforcement.

**How does the project support the agency and statewide results?**

This request is essential to achieving the Governor’s Results Washington Goal 3: Sustainable Energy and a Clean Environment and Ecology’s Goal 3: Prevent and Reduce Toxic Threats and Pollution because it will prevent and reduce waste tire piles, which can contaminate groundwater and surface water and catch fire, which produces toxic air emissions and contaminates soil, surface water, and groundwater.

This request is essential to achieving the Governor’s Results Washington Goal 4: Healthy and Safe Communities because it will prevent and remove waste tire piles, which are an ideal habitat for disease-carrying insects and vermin. It will also reduce public health and safety risks associated with tire fires and improve living conditions.

This request is essential to achieving Ecology’s Goal 4: Protect and Manage our State’s Waters because it will support the work Ecology is doing to examine the feasibility and strategies for removing Puget Sound’s tire reefs.

**How will the other state programs or units of government be affected if this project is funded?**

Using funding from the WTRA to remove waste tire piles and prevent re accumulation reduces the financial burden on other state, Tribal, and local government programs. This cleanup program reduces the need for Tribes and local governments to respond to burning tire piles and insect and vermin problems.

**Proviso**

N/A

**Location**

City: Statewide

County: Statewide

Legislative District: 098

**Project Type**

Grants

461 - Department of Ecology  
 Capital Project Request

2023-25 Biennium

\*

Version: BI Biennial 2023-25 Initial

Report Number: CBS002

Date Run: 9/13/2022 12:38PM

Project Number: 40000568

Project Title: 2023-25 Waste Tire Pile Cleanup and Prevention

**Description**

Grant Recipient Organization: N/A

RCW that establishes grant: Chapter 70A.205 RCW

**Application process used**

Ecology supports tribes and local governments to prevent tire piles, enforce tire regulations and provide free removal and disposal of waste tires in communities across the state. Grant funding is currently not being provided to our partners; instead, Ecology directly covers the costs of the tire clean-ups and amnesty events.

**Growth Management impacts**

N/A

**Funding**

Acct Code	Account Title	Estimated Total	Expenditures		2023-25 Fiscal Period	
			Prior Biennium	Current Biennium	Reappropriations	New Appropriations
08R-1	Waste Tire Removal A-State	5,000,000				1,000,000
	<b>Total</b>	<b>5,000,000</b>	<b>0</b>	<b>0</b>	<b>0</b>	<b>1,000,000</b>
<b>Future Fiscal Periods</b>						
		<b>2025-27</b>	<b>2027-29</b>	<b>2029-31</b>	<b>2031-33</b>	
08R-1	Waste Tire Removal A-State	1,000,000	1,000,000	1,000,000	1,000,000	
	<b>Total</b>	<b>1,000,000</b>	<b>1,000,000</b>	<b>1,000,000</b>	<b>1,000,000</b>	

**Operating Impacts**

No Operating Impact

## Ecology Waste Tire Removal 2007-2021

Fiscal Year*	Ecology Expenditures	Tons of Tires Removed*	Number of Piles or Events
2006	\$ 35,057	*	*
2007	\$ 665,774	5,962	3
2008	\$ 4,520,302	30,760	49
2009	\$ 2,715,345	10,897	77
2010	\$ 1,638,451	6,611	42
2011	\$ 398,932	1,802	19
2012	\$ 460,423	906	11
2013	\$ 459,436	2,336	53
2014	\$ 414,656	2,056	44
2015	\$ 334,173	1,625	37
2016	\$ 431,962	2,124	42
2017	\$ 446,708	2,084	36
2018	\$ 175,748	+	+
2019	\$ 652,848	2,986	31
2020	\$ 787,456	1,838	13
2021	\$ 489,866	1,530	41
<b>Total</b>	<b>\$ 14,627,137</b>	<b>73,517</b>	<b>498</b>

\*Fiscal year 2006 was the first year of the program and only includes staff costs. Waste tire cleanup began in fiscal year 2007. Tons of tires removed are calculated using actual over the scale weights in most instances, but in some instances, standard industry conversion factors are used to calculate weights.

+Due to the delayed passage of a new 2017-19 capital budget, Ecology was not able to issue a new request for proposal for tire work until late in the first half of the biennium, thus, there were no deliverables in Fiscal Year 2018.

\*\*\* *This page intentionally blank.* \*\*\*

**Department of Ecology  
2023-2033 Capital Budget**

**Table of Contents**

<b>Tab D-2</b>	<b>Protect and Manage Our State’s Waters .....</b>	<b>477</b>
1.	40000563 2023-25 Water Pollution Control Revolving Program .....	479
2.	40000571 2023-25 Centennial Clean Water Program .....	493
3.	40000540 2023-25 Floodplains by Design .....	513
4.	40000539 2023-25 Stormwater Financial Assistance Program .....	543
5.	40000583 2023-25 Columbia River Water Supply Development Program .....	553
6.	40000572 2023-25 Yakima River Basin Water Supply .....	595
7.	40000476 2023-25 Chehalis Basin Strategy .....	619
8.	40000565 2023-25 Streamflow Restoration Program .....	627
9.	40000559 2023-25 Sunnyside Valley Irrigation District Water Conservation .....	633
10.	40000564 2023-25 State Match - Water Pollution Control Revolving Program .....	645
11.	40000569 2023-25 Stormwater Public Private Partnerships .....	657
12.	40000567 2023-25 Sewer Overflow & Stormwater Reuse Municipal Grants Program .....	667
13.	40000475 2023-25 Coastal Wetlands Federal Funds .....	677
14.	40000477 2023-25 Freshwater Aquatic Invasive Plants Grant Program .....	685
15.	40000478 2023-25 Freshwater Algae Grant Program .....	693

\*\*\* *This page intentionally blank.* \*\*\*

# 461 - Department of Ecology Capital Project Request

2023-25 Biennium

\*

Version: BI Biennial 2023-25 Initial

Report Number: CBS002

Date Run: 9/13/2022 1:52PM

Project Number: 40000563

Project Title: 2023-25 Water Pollution Control Revolving Program

## Description

Starting Fiscal Year: 2024

Project Class: Grant - Pass Through

Agency Priority: 1

### Project Summary

Congress established the Clean Water State Revolving Fund (CWSRF) under Title VI of the federal Clean Water Act to capitalize state-run, low-interest loan programs to finance water quality facilities and activities. The Washington State Water Pollution Control Revolving Account (CWSRF), established under Chapter 90.50A RCW, implemented the loan program to provide low-interest loans to local governments, special purpose districts, and recognized Tribes for high-priority water quality projects statewide. Ecology is requesting \$635 million in appropriation to continue essential work through this loan program. Related to Puget Sound Action Agenda implementation. (Water Pollution Control Revolving Account)

### Project Description

#### What is the proposed project?

Each year, Ecology accepts loan applications from cities, counties, special purpose districts (e.g., sewer districts), Tribes, and conservation districts seeking financial help to improve and protect water quality in their communities.

On November 15, 2021, the Infrastructure Investment and Jobs Act was signed into law, officially enacting the Bipartisan Infrastructure Law (BIL), which includes new CWSRF funding through the Environmental Protection Agency (EPA) to states, including BIL stimulus funds, emerging contaminants funds, and reauthorization of the annual base capitalization grant. Ecology uses these funds to finance planning, designing, acquiring, constructing, and improving water pollution control facilities and for related nonpoint source activities that help meet state and federal water pollution control requirements.

Ecology makes loans available through a statewide competitive rating and ranking process. Since its creation in 1989, the CWSRF program has loaned more than \$2.06 billion to public entities. The CWSRF is by far the largest source of low-interest loan funds Washington State government has dedicated to environmental protection. The work accomplished through CWSRF loans is an integral and essential part of the state's strategy to reduce pollution of our marine waters, estuaries, lakes, rivers, and groundwater.

This request includes appropriation for:

- \$200 million from the Water Pollution Control Revolving Account (WPCRA) – Federal (Fund 727–2) for base federal capitalization, BIL stimulus, and emerging contaminants grants.
- \$435 million from the WPCRA – State (Fund 727–1) from loan and interest repayments and a state match.

Note: The annual federal capitalization and BIL stimulus funds must be matched with state funds. Ecology is requesting state match through a separate capital project request that will transfer \$35 million from the State Taxable Building Construction Account (STBCA).

#### What opportunity or problem is driving this request?

A number of ongoing and emerging issues drive Washington's water quality funding needs. Ecology works with local governments, special purpose districts, Tribes, state and federal agencies, and other stakeholders to ensure financial assistance programs are meeting water quality needs by providing affordable loan financing to address:

- Aging and new wastewater treatment infrastructure.

# 461 - Department of Ecology Capital Project Request

2023-25 Biennium

\*

Version: BI Biennial 2023-25 Initial

Report Number: CBS002

Date Run: 9/13/2022 1:52PM

Project Number: 40000563

Project Title: 2023-25 Water Pollution Control Revolving Program

## Description

- Water quality cleanup plans required under the federal Clean Water Act.
- Advanced wastewater treatment to meet designated uses of the receiving water.
- Wastewater reclamation and reuse to address sustainability and resiliency.
- Stormwater planning.
- Nonpoint pollution from surface water runoff from agricultural land, urban areas, and forested land.
- Failing onsite sewage systems.
- Water quality needs of financially distressed communities.

Continued funding of the base federal capitalization grant and BIL stimulus funding is critical for helping Washington's local governments, special purpose districts, and recognized Tribes update and improve water quality infrastructure and implement associated water quality projects focused on protecting and improving water quality and public health.

There are many ongoing challenges and financial impacts to communities that will continue into the 2023-25 biennium due to the impacts of COVID-19 on water utilities, including reduced revenue from business and residential bill non-payment, and increased costs of materials. These added pressures will increase the needs for affordable financing of critical improvements to water quality infrastructure.

Ecology awards CWSRF loans to local governments, special purpose districts, and federally recognized Tribes. The following funding split established by Chapter 173-98 WAC (Uses and Limitations of the Water Pollution Control Revolving Fund) creates three broad categories for CWSRF projects:

- 75 percent of the money is for planning, design, or construction of water pollution control facilities. These facilities can include wastewater treatment plants, facilities to reduce combined sewer overflows, sewer mains, stormwater control projects, and other water pollution control facilities.
- 20 percent of the funding is for nonpoint source pollution projects statewide, including conservation and nonpoint pollution management projects in federally designated estuaries of Puget Sound and the lower Columbia River. Nonpoint pollution sources enter the state's waters from dispersed, rather than point, sources. For example, surface water run-off from agricultural lands, urban areas, or forested lands are nonpoint sources.
- Five percent is set aside for stormwater and wastewater facility preconstruction projects to ensure funding is available for critical facility planning and design, particularly for small, financially challenged communities.

The CWSRF program is the nation's largest federal funding source for water quality improvement and protection projects. The successful partnership between the Environmental Protection Agency (EPA) and the states allows federal and state agencies to stretch the limited dollars available for water quality infrastructure. The 2012 EPA Clean Watersheds Needs Survey estimates the needs for funding water quality infrastructure projects for Washington State over a 20-year period at more than \$4 billion (<https://www.epa.gov/cwns/clean-watersheds-needs-survey-cwns-2012-report-and-data>).

This estimate includes only well-documented, facility construction focused needs and does not include the costs associated with addressing nonpoint pollution, including stormwater retrofit needs. If needs were extrapolated to include all the undocumented communities and nonpoint source needs, the figure would be significantly higher. The 2022 needs survey is



# 461 - Department of Ecology Capital Project Request

2023-25 Biennium

\*

Version: BI Biennial 2023-25 Initial

Report Number: CBS002

Date Run: 9/13/2022 1:52PM

Project Number: 40000563

Project Title: 2023-25 Water Pollution Control Revolving Program

## Description

underway, which will provide updated needs figures when the data is published in the next two years.

CWSRF statutory requirements, administrative rule uses and limitations, and Ecology policy provide the framework for the funding guidelines, including:

- Chapter 173-98 WAC, Uses and Limitations of the Water Pollution Control Revolving Fund.
- Chapter 70A.135 RCW, Water Pollution Control Facilities Financing.
- Chapter 90.50A RCW, Water Pollution Control Facilities – Federal Capitalization Grant
- Administrative Requirements for Recipients of Ecology Grants and Loans (Ecology publication)
- Chapter 173-240 WAC, Submission of Plans and Reports for Construction of Wastewater Facilities
- Chapter 90.46 RCW, Reclaimed Water Use
- RCW 70A.45.070, Distribution of funds for infrastructure and capital development projects—Prerequisites.

Please see attached applicant requirements for greenhouse gas emissions reduction.

### What are the specific benefits of this project?

The CWSRF loan program provides low-interest loans to local governments, special purpose districts, and recognized Tribes for wastewater treatment, nonpoint source pollution control, and watershed and estuary management projects that achieve specific environmental and public health benefits, including:

- Eliminating severe public health hazards and environmental degradation.
- Achieving regulatory compliance with permit requirements, consent decrees, compliance orders, Total Maximum Daily Load (TMDL), or waste-load allocations.
- Restoring and protecting designated uses of Washington's waters, such as drinking water, aquatic habitat, shellfish harvesting, and recreation.

The economic value water quality infrastructure projects provide to the community and economy includes short-term benefits by supporting construction jobs and long-term benefits by funding sustainable clean water infrastructure that also supports growth and economic development. CWSRF low-interest loans and loan subsidies can save communities millions in interest payments compared to local government bond issuance. CWSRF funds are often the only option for small financially disadvantaged communities to implement their clean water project needs.

This request will also provide economic benefits to the state by creating up to 1,089 jobs during the next two years based on Office of Financial Management estimates.

### What are the effects of non-funding?

If this request is not funded, federal capitalization, BIL stimulus, and emerging contaminants funding of up to \$200 million would be lost. Local governments, special purpose districts, and federally recognized Tribes throughout the state would not

# 461 - Department of Ecology Capital Project Request

2023-25 Biennium

\*

Version: BI Biennial 2023-25 Initial

Report Number: CBS002

Date Run: 9/13/2022 1:52PM

Project Number: 40000563

Project Title: 2023-25 Water Pollution Control Revolving Program

## Description

receive low-interest loans to finance local or regional water quality infrastructure projects in their communities. The CWSRF is often the only affordable funding option available to small communities to address failing water quality infrastructure. The jobs, water quality, and public health improvements associated with \$635 million in infrastructure and nonpoint source funding would not materialize.

### Why is this the best option or alternative?

This request is for continuing support of the CWSRF loan program to help local governments with high-priority water quality projects throughout Washington. Ecology's well established, accountable, and transparent water quality funding program is the best and most effective option available to distribute money for priority water pollution control projects on a statewide, competitive basis. The program considers legal mandates, local efforts, ratepayer impacts, and evolving water quality priorities.

### How will clients be affected and services change if this project is funded?

This request will allow public entities to proceed with planning, designing, acquiring, constructing, and improving water pollution control facilities and related nonpoint activities that help achieve state and federal water pollution control requirements. These improvements contribute significantly to protecting public health, restoring water quality statewide and in Puget Sound, creating jobs, and improving economic health.

### How is the request impacting equity in the state?

The Water Quality Combined Funding Program, including CWSRF, Centennial, and Stormwater Financial Assistance funding programs, emphasizes access to funding for small financially disadvantaged communities and integrates environmental justice considerations in the application and project evaluation process. Projects with multiple benefits, including environmental justice considerations, have the ability to rank higher in the evaluation process.

A review of funding over the past five year shows that nearly 30 percent of CWSRF funding and 70 percent of Centennial funding is invested in small financially disadvantaged communities, many of which are considered rural.

This program has also committed staffing resources to assist small communities that do not have the financial or technical resources to adequately address their clean water needs. Updates to water quality financial assistance program procedures for financial hardship include reducing barriers to access funding and assistance to specifically help financially disadvantaged communities with planning, design, and constructing clean water infrastructure.

### What is the agency's proposed funding strategy for the project?

The CWSRF and its dedicated revenue sources support the CWSRF loan program. Dedicated revenue sources include:

- Yearly capitalization, BIL stimulus, and emerging contaminants grants from the Environmental Protection Agency, authorized by Congress in the federal budget process.
- State match – required under the federal Clean Water Act of 1987 and the BIL passed in 2021, transferred into the fund from the STBCA.
- Principal and interest repayments by loan recipients.
- Interest earned on the fund balance by investments from the Washington State Treasurer.

# 461 - Department of Ecology Capital Project Request

2023-25 Biennium

\*

Version: BI Biennial 2023-25 Initial

Report Number: CBS002

Date Run: 9/13/2022 1:52PM

Project Number: 40000563

Project Title: 2023-25 Water Pollution Control Revolving Program

## Description

The CWSRF loan program provides low-interest loans and loan subsidies for high-priority water quality projects. To continue funding projects, Ecology ensures long-term health of the fund by managing the fund in perpetuity. Ecology bases interest rates on a percentage of the annual bond buyers' index, allowing sufficient capital to loan out for future water quality projects.

Ecology holds an annual competitive funding cycle with two cycles each state biennium. In the first funding cycle of each new biennium, Ecology awards funding to all eligible projects that are ready to proceed, within rule limitations, and the remaining funds are used for the second year funding cycle.

### Are FTEs required to support this project?

No capital FTEs are required for this request.

### How does the project support the agency and statewide results?

This request is essential to achieving the following Ecology goals:

Goal 1: Support and Engage our Communities, Customers, and Employees because it will support economic security by providing grant and loan subsidies to small low-income communities to protect public health and keep utility rates reasonable.

Goal 2: Reduce and Prepare for Climate Impacts because it will fund projects that help communities prepare for climate impacts and integrate climate resiliency and long-term sustainability practices. For example, reclaimed water and water reuse facilities that help small communities increase stream buffers and native vegetation to help address stream flow dynamics, temperature impacts, carbon sequestration, and improve water quality.

Goal 4 - Protect and Manage our State Waters because it will fund projects for water pollution control infrastructure and projects that reduce nonpoint pollution and nutrient discharges.

This request is essential to achieving the following Governor's Results Washington Goals:

Goal 2: Prosperous Economy because it will provide opportunities for quality jobs when a new wastewater system is constructed or an existing system is repaired or upgraded. The Office of Financial Management estimates that 12 direct and indirect jobs in Washington are created for every \$1 million spent on building clean water infrastructure. The program also helps communities build well-functioning and sustainable clean water infrastructure that supports local economies.

Goal 3: Sustainable Energy and a Clean Environment because it will provide loans for high-priority water quality projects statewide. CWSRF loan projects help local communities protect public health and the environment by reducing pollution of our lakes, rivers, streams, marine waters, estuaries, and groundwater.

Goal 4: Healthy and Safe Communities because it will fund projects that address the impacts of climate change and improve community resiliency through support of long-term multi-benefit solutions to problems caused from water pollution, including excess nutrients and increased temperature. It will also address needs in low-income communities through low- or no-interest loans combined with forgivable principal to reduce residential rate impacts.

Goal 5: Efficient, Effective, and Accountable Government because it will provide one application rating and ranking process to award funds from four separate funding sources, including CWSRF. This creates an efficient and streamlined approach for communities to apply for funding resources through an integrated water quality financial assistance program.

# 461 - Department of Ecology Capital Project Request

2023-25 Biennium

\*

Version: BI Biennial 2023-25 Initial

Report Number: CBS002

Date Run: 9/13/2022 1:52PM

Project Number: 40000563

Project Title: 2023-25 Water Pollution Control Revolving Program

## Description

This request also broadly implements the following recommended priority and action in the 2021 Governor's salmon strategy update:

- Strategic Priority: 2. Invest in clean water infrastructure for salmon and people
- Action: 2a. Improves stormwater management

This request also supports Puget Sound Action Agenda implementation through Ongoing Program: OGP\_ECY38: Water Quality - Provide Financial Assistance, and a number of Vital Signs, Strategies, Desired Outcomes, Actions, and Orca Task Force Recommendations included in the 2022-26 Action Agenda. See Attachment B for a complete list of linkages between this request and the agenda.

### How will the other state programs or units of government be affected if this project is funded?

Ecology's Water Quality Program coordinates and collaborates with other Ecology programs through a variety of groups, including the Ecology Grants Group (EGG), Ecology Cultural Resources Environmental Workgroup (ECREW), and on a project-by-project basis where there are cross-program project elements. The Water Quality Program is highly engaged in cross-agency coordination and collaboration through its commitment to the Infrastructure Assistance Coordinating Council (IACC), Maximizing Resources workgroup, Small Communities Initiative (SCI), and the Sync Infrastructure Improvement Team (Ecology, Health, Commerce, Transportation, Transportation Improvement Board, and Public Works Board).

Many local governments, special purpose districts, and recognized Tribes propose important water quality projects that cannot be fully funded with one funding source. This is especially true for small financially distressed communities. Ecology works with recipients and other state and federal agencies to coordinate funding and technical assistance for water quality infrastructure projects. Together, the agencies collaborate and leverage their funds to meet the financial situation of the community. Many small communities with large-scale projects use multiple funding sources, including the CWSRF, Centennial Clean Water Program, Public Works Assistance Account, Department of Commerce, USDA Rural Development, and the State Tribal Assistance Grant Program. The lack of Public Works Assistance Account funding over the past few years has increased the demand for and importance of CWSRF loan funding for local governments.

Ecology is engaged as a partner with the Public Works Board, Department of Commerce, and Department of Health in an ongoing effort to improve and better collaborate and coordinate state financial assistance for water infrastructure in Washington. This effort, called the Sync System Improvement Team, is focused on identifying and implementing strategies and best practices for improving access to funding programs and improved value, outcomes, cost effectiveness, and sustainability of water infrastructure projects. This work, along with ongoing CWSRF funding, supports improved statewide financial assistance and water quality project outcomes and allows us to better serve small financially challenged communities that receive CWSRF loan and Centennial grant assistance.

### Proviso

No

### Project Type

Grants

461 - Department of Ecology  
 Capital Project Request

2023-25 Biennium

\*

Version: BI Biennial 2023-25 Initial

Report Number: CBS002

Date Run: 9/13/2022 1:52PM

Project Number: 40000563

Project Title: 2023-25 Water Pollution Control Revolving Program

**Description**

**Grant Recipient Organization:** Public entities, local gov'ts, special purpose distr., quasi municipals, federally recognized Tribes.

**RCW that establishes grant:** • Chapter 90.50A RCW

**Application process used**

Ecology manages an integrated annual funding approach using a joint application, evaluation, and rating and ranking process for the CWSRF, Centennial Clean Water Program, Stormwater Financial Assistance Program, and the Clean Water Act Section 319 federal grant program. The application period begins in August with applications due mid-October. Ecology staff screen, review, and rate and rank the applications from November through December. In early November, the funding application list is available for each fiscal year funding cycle and is provided to the Governor's office and key Legislators. The evaluation and points are assigned according to an objective rating system that identifies the highest priority water quality needs statewide. In January, Ecology produces a combined draft project list for the Legislature to use during budget considerations. The list becomes final on July 1 or sooner, contingent on capital budget appropriations.

**Growth Management impacts**

N/A

**Funding**

Acct Code	Account Title	Estimated Total	Expenditures		2023-25 Fiscal Period	
			Prior Biennium	Current Biennium	Reappropriations	New Appropriations
727-1	Water Pollution Cont-State	2,175,000,000				435,000,000
727-2	Water Pollution Cont-Federal	1,000,000,000				200,000,000
	<b>Total</b>	<b>3,175,000,000</b>	<b>0</b>	<b>0</b>	<b>0</b>	<b>635,000,000</b>

Acct Code	Account Title	Future Fiscal Periods			
		2025-27	2027-29	2029-31	2031-33
727-1	Water Pollution Cont-State	435,000,000	435,000,000	435,000,000	435,000,000
727-2	Water Pollution Cont-Federal	200,000,000	200,000,000	200,000,000	200,000,000
	<b>Total</b>	<b>635,000,000</b>	<b>635,000,000</b>	<b>635,000,000</b>	<b>635,000,000</b>

**Operating Impacts**

**Total one time start up and ongoing operating costs**

Acct Code	Account Title	FY 2024	FY 2025	FY 2026	FY 2027	FY 2028
FTE	Full Time Employee	6.3	6.3	6.3	6.3	6.3
564-1	Water Pollution Cont-State	719,617	719,617	719,617	719,617	719,617
	<b>Total</b>	<b>719,617</b>	<b>719,617</b>	<b>719,617</b>	<b>719,617</b>	<b>719,617</b>

461 - Department of Ecology  
Capital Project Request

2023-25 Biennium

\*

Version: BI Biennial 2023-25 Initial

Report Number: CBS002

Date Run: 9/13/2022 1:52PM

Project Number: 40000563

Project Title: 2023-25 Water Pollution Control Revolving Program

**Operating Impacts**

**Narrative**

This request is related to Ecology's 2023-25 decision package, titled "WQP Grant and Loan Administration", which will support additional staff needed to administer Ecology's Water Quality Combined Funding Program. That operating budget request includes funding for salaries, benefits, and associated staff costs for 6.33 additional FTEs needed to address the increased workload demand associated with our CWSRF grants and loans, as the amount of funding and projects in the program has increased significantly over the last decade, while staffing needs have not kept pace. Increasing staff resources will improve grant and loan management, project outcomes, and provide the appropriate level of staffing needed to address the current workload for managing the CWSRF. Ecology is requesting this funding from the operating budget, and Water Pollution Control Revolving Administration Account, consistent with how our current staff supporting the CWSRF are funded.

# Water Pollution Control Revolving Program

## **Applicant Requirements per RCW 70.235.070 Greenhouse Gas Emissions Reduction**

Ecology administers an integrated funding program for projects that improve and protect water quality throughout the state. The program combines grants and loans from state and federal funding sources with technical assistance to program applicants. The Agency has maintained compliance with [RCW 70.235.070](#). The State Fiscal Year 2024 Water Quality Financial Assistance Funding Guidelines *for the <https://apps.ecology.wa.gov/publications/SummaryPages/2210016.html> Centennial Clean Water Program, Clean Water Act Section 319 Program, Stormwater Financial Assistance Program, and Washington State Water Pollution Control Revolving Fund Program* document (published August 2022) discusses factors for consideration in the competitive solicitation process. Specifically, Ecology has supplemented the rating process with criteria related to applicant and infrastructure project consistency with GHG emissions reduction goals. On the funding request form, applicants are expected to provide examples of measures they are taking to reduce GHG.

The text below is an excerpt from [RCW 70.235.070](#) identifies several measures a grant applicant can take to reduce GHG emissions:

Requirements of RCW 70.235.070 must be included in the CWSRF and Centennial programs as a factor for consideration as part of the competitive selection process. The integration of GHG consideration should be a factor that influences project selection, but should not overwhelm the underlying goals of the funding programs. Ecology's funding application includes questions related to applicant and project consistency with GHG emissions reduction goals, including asking the applicant to describe how it is meeting requirements of RCW 70.235.070.

Measures *the applicant* can take to reduce GHG emissions include:

- Enacting goals and policies committing to GHG emissions reduction targets.
- Adopting energy efficiency policies to reduce consumption in buildings and infrastructure.
- Adopting policies that promote and support the generation and use of alternative energy.
- Adopting waste reduction and diversion policies such as methane recovery or waste-to-energy programs.
- Adopting policies to replace or repower existing vehicles with cleaner, more efficient vehicles.
- Adopting equipment procurement policies that result in reduced consumption of fossil fuels.
- Implementing commute trip reduction plans and policies that establish reduction goals and strategies to reduce annual per capita vehicle miles travelled by the entity's community or workforce.
- Adopting policies that preserve forest, agricultural, and open space lands.
- Adopting comprehensive land use plans or planning policies that promote and support development patterns that encourage compact and transit-friendly communities and protect natural resources lands from conversion.

Examples of how *the project* can be designed or built to reduce GHG emissions include:

- The project site reduces GHG emissions by being located in:
  - Existing developed areas (e.g., high-density areas, urban growth areas, or designated urban centers) where services exist or are planned.
  - Areas where transportation options can be efficiently provided.
  - Areas where conversion of natural resources and rural land is prevented.
  - Areas that promote transportation choices such as transit, bicycle, and pedestrian accessibility.
  - Brownfield redevelopment areas.
  - Other areas that encourage the use of non-single occupancy vehicles and minimize the amount of land to be devoted to the project.
  
- Methods used to develop, construct, and operate the project reduce the use of fossil fuels (GHG emissions) by:
  - Using high performance sustainable building design, such as the use of green building standards.
  - Using green materials and high-energy efficiency measures.
  - Promoting the use of recycled content materials for building construction.
  - Supporting environmental/ecological footprint improvements (e.g., energy efficiency, water conservation, habitat preservation, green alternatives, waste-to-energy, and lowering surface disturbance).
  - Implementing new technologies, practices, and equipment to lower energy use for operation.
  - Using renewable energy (wind, geothermal, solar, etc.), distributed energy (solar photovoltaic panels), or purchased green power.



## Attachment B

### Linkages to the Puget Sound Action Agenda

This attachment provides additional supporting details for the following capital project request (CPR) as it relates to the Puget Sound 2022-2026 Action Agenda implementation.

**CPR Title:** 2023-25 Water Pollution Control Revolving Program

#### Vital Signs

- Freshwater
- Marine Water
- Streams and Floodplains
- Toxics in Aquatic Life
- Beaches and Marine Vegetation
- Estuaries
- Forests and Wetlands
- Groundfish and Benthic Invertebrates
- Orcas
- Salmon
- Zooplankton
- Drinking Water
- Shellfish Beds
- Cultural Wellbeing
- Economic Vitality
- Good Governance
- Sense of Place
- Sound Stewardship

#### Strategies

- 7. Freshwater Availability
- 8. Prevent Pollution
- 9. Source Identification and Correction
- 10. Stormwater Runoff and Legacy Contamination
- 11. Wastewater Systems
- 12. Working Lands Runoff
- 19. GHG Reductions and Carbon Sequestration
- 20. Climate Adaptation and Resilience
- 21. Sense of Place
- 22. Recreation and Stewardship
- 23. Transparent and Inclusive Governance
- 24. Cultural Practices
- 26. Human Health

#### Desired Outcomes

- 1.1. Protect habitat and habitat-forming processes from conversion and fragmentation.
- 1.2.1. Conversion of agricultural lands and working forests to more intensive land uses (residential and commercial development) prevented.
- 1.3.1. Levees, floodgates, tidegates, roads, existing development, and other barriers in floodplains and estuaries removed or their management altered.
- 1.3.2. Armor on estuaries, lakes, and marine shorelines removed or softened.
- 1.4.1. In-stream and riparian areas of rivers and streams restored.

- 1.4.2. Floodplains, tidal wetlands, and estuaries restored.
- 1.5.2. Infiltration and water holding capacity of upland areas (developed lands, agricultural lands and working forests, and natural lands) increased.
- 2.1.1. Toxic hotspots where stormwater runoff or wastewater contain significant concentrations of numerous toxic chemicals reduced through improved source control and/or treatment.
- 2.1.4. Toxics in infrastructure and building materials removed through source control and/or management/remediation.
- 2.2. Reduce nutrients entering Puget Sound and connected waters.
- 2.3.1. Municipal wastewater discharges of disease-causing (pathogenic) bacteria and viruses to Puget Sound meet water quality-based effluent limits.
- 2.3.2. On-site septic systems (OSS) are inventoried, inspected, maintained, and operational.
- 2.3.4. Disease-causing (pathogenic) bacteria and viruses in stormwater runoff from residential and commercial lands reduced.
- 2.3.5. Disease-causing (pathogenic) bacteria and viruses in runoff from agricultural lands reduced.
- 3.2.2. Number of adult and juvenile salmon lost to predation by pinnipeds and predatory fish reduced.
- 4.2.1. Human-caused greenhouse gas emissions in Washington State reduced 95% below 2005 levels by 2050.
- 4.2.2. Carbon sequestered in Puget Sound forests, kelp, soils, and other significant means increased.
- 4.3.1. Increase the resilience of the Puget Sound ecosystem and recovery efforts by adapting to changing climate and ocean conditions when conducting protection and restoration activities.
- 5.1.1. Opportunities for stress reduction and motivation from natural environments for diverse human communities are enhanced.
- 5.1.2. Attachments among all residents to Puget Sound's environments (including natural, biocultural, and anthropogenic places) are acknowledged and respected and recognized as opportunities to achieve the Action Agenda.
- 5.2. Engagement in and trust of Puget Sound environmental and natural resource governance is increased.
- 5.3.1. Opportunities for cultural practices, such as native and spiritual practices and environmentally related social activities, are increased.
- 5.4. Employment and production in natural resources sectors such as fisheries, aquaculture, agriculture, timber, ecosystem restoration, and tourism are made resilient.
- 5.5. Participation in outdoor recreational and stewardship activities is enhanced.
- 5.6.2. Levels and patterns of contaminants in drinking water do not threaten Puget Sound communities or vulnerable populations with adverse health outcomes.
- 5.6.3. Levels and patterns of contamination in fish and shellfish harvested from Puget Sound waters do not threaten the health of Puget Sound communities or vulnerable populations.

- 5.6.4. Levels and patterns of pollutants and biotoxins in surface waters do not threaten the health of Puget Sound communities or vulnerable populations.

## **Actions**

- 3. Conduct watershed-scale planning and land use planning to protect and restore water quality.
- 5. Facilitate the increased use or performance of best management practices to reduce pollutants and the volume of runoff from agricultural lands and working forests.
- 6. Implement agricultural management practices proven to reduce nutrient loads.
- 7. Expand and improve incentives and education for agricultural land users to motivate voluntary actions for reducing fecal pollution.
- 9. Fund, develop, and implement effective local and tribal nations pollution identification and correction (PIC) programs.
- 10. Support watershed cleanup implementation and the development of cleanup plans such as Total Maximum Daily Loads (TMDLs) and other strategies to limit fecal pollution.
- 11. Establish and implement science-based riparian protection, restoration, and management policies that result in a minimum '1 Site Potential Tree Height' forested riparian area standard.
- 12. Increase the number and accelerate implementation of habitat acquisition and restoration projects as prioritized in salmon and watershed recovery plans.
- 20. Prioritize, design, and implement reach-scale restoration and protection projects within a river basin or watershed.
- 24. Implement habitat protection and restoration projects that restore or maintain natural nutrient attenuation functions and sediment processes in watersheds, estuaries, and tidal wetlands.
- 31. Encourage retrofits and restoration through education and incentives.
- 32. Increase local stormwater management capacity (including funding, staffing resources, and management tools and information).
- 35. Develop and implement education and outreach and behavior change campaigns and fund projects to reduce nutrient impacts from residential, stormwater, and agricultural runoff.
- 40. Effectively manage and control fecal pollution and disease-causing bacteria and viruses from small onsite sewage systems (OSS) and larger onsite sewage systems (LOSS).
- 86. Increase number, accessibility, and protections for multi-use and multi-cultural natural spaces (for example, fish and shellfish harvesting, camping, boating, and gardening, etc.). including green spaces and waterways.
- 98. Promote multi-benefit solutions in restoration and protection project development to include considerations for job creation.
- 137. Implement multi-benefit projects and programs that synergistically advance Puget Sound recovery goals and reduce greenhouse gas emissions, increase greenhouse gas sequestration in Puget Sound ecosystems, increase climate adaptation, and promote climate resilience.

- 151. Re-green urban spaces.
- 154. Prevent and reduce combined sewer overflows.
- 155. Extend centralized sewer systems in areas where conditions are not suitable for onsite sewage systems (OSS).
- 156. Fund, develop, and implement programs to address fecal pollution from people experiencing homelessness or with inadequate access to sanitary services.
- 161. Ecosystem recovery processes and decision-making are inclusive of a broader set of committed stakeholders and diverse forms of knowledge.
- 162. Increase capacity for overburdened and historically marginalized communities to engage in environmental decision-making.
- 196. Facilitate the increased use or performance of best management practices, including increasing riparian restoration to reduce stream temperatures.
- 197. Honor tribal nations' treaty rights, obligations, and inherent sovereign interests when considering implementation of Puget Sound recovery projects and programs. and actively engage with tribal nations to align and incorporate shared goals.
- 200. Limit people's exposures to harmful water pollution.
- 201. Provide incentives, financial and technical support to local jurisdictions that have prioritized riparian restoration.
- 211. Promote appropriate reclaimed water projects to reduce pollutant loading to Puget Sound.

### **Orca Task Force Recommendations**

- 1. Significantly increase investment in restoration and acquisition of habitat in areas where Chinook stocks most benefit Southern Resident orcas.
- 2. Immediately fund acquisition and restoration of nearshore habitat to increase the abundance of forage fish for salmon sustenance.
- 31. Reduce stormwater threats and accelerate clean-up toxics harmful to orcas.
- 34. Provide sustainable funding for implementation of all recommendations.
- 41. Collect high-quality nutrient data in watersheds to fill key knowledge gaps of baseline conditions.

# 461 - Department of Ecology Capital Project Request

2023-25 Biennium

\*

Version: BI Biennial 2023-25 Initial

Report Number: CBS002

Date Run: 9/13/2022 2:34PM

Project Number: 40000571

Project Title: 2023-25 Centennial Clean Water Program

## Description

Starting Fiscal Year: 2024

Project Class: Grant - Pass Through

Agency Priority: 3

### Project Summary

This request for \$80 million for Ecology's Centennial Clean Water Program will provide grants to public entities to finance the construction of water pollution control facilities and implement nonpoint pollution control activities. Ecology distributes the funds through a statewide competitive rating and ranking process. Grant recipients are public entities that use the funds to address high priority statewide water quality needs. The work done by public entities using these funds is an integral and essential part of the state's strategy to reduce pollution and protect our marine waters, estuaries, lakes, rivers, and groundwater resources. The Centennial Clean Water Program is a critical program for meeting the clean water needs for small, disadvantaged communities. Related to Puget Sound Action Agenda Implementation. (State Building Construction Account and Model Toxics Control Capital Account)

### Project Description

#### What is the proposed project?

Ecology is requesting \$80 million for the Centennial Clean Water Program (CCWP), which implements water quality projects statewide. Ecology administers the CCWP, providing grants to finance construction of water pollution control facilities in small, financially challenged communities and to plan and implement nonpoint source pollution control activities. Examples of projects funded by the CCWP include:

- Constructing wastewater treatment facilities in financially challenged communities as required by water quality permits and enforcement orders to meet state and federal water quality standards.
- Programs for eliminating failing on-site sewage systems that cause public health hazards and water quality problems.
- Projects that reduce pollution from urban and rural stormwater runoff.
- Implementing agricultural best management practices to reduce pollution impacts to state waters and meet water quality standards.
- Watershed planning and implementation projects to improve and protect marine waters, estuaries, rivers, lakes, and wetlands.
- Protecting groundwater and critical groundwater recharge areas that in turn protect public drinking water sources.
- Public involvement and education as a component of water quality implementation projects.

#### What opportunity or problem is driving this request?

Washington State continues to face significant challenges to protect and restore water quality and protect public health from water pollution impacts to surface and groundwater. Small, financially challenged communities struggle to update critical water quality infrastructure, financially challenged homeowners struggle to repair and replace costly on-site sewage systems, and resources are scarce for implementing nonpoint pollution abatement best management practices.

Ecology works with local governments, special purpose districts, Tribes, state and federal agencies, and other stakeholders to ensure financial assistance programs are meeting water quality needs by providing grants that address:

# 461 - Department of Ecology Capital Project Request

2023-25 Biennium

\*

Version: BI Biennial 2023-25 Initial

Report Number: CBS002

Date Run: 9/13/2022 2:34PM

Project Number: 40000571

Project Title: 2023-25 Centennial Clean Water Program

## Description

- Aging and new wastewater infrastructure needs of financially distressed communities.
- Water quality cleanup plans required under the federal Clean Water Act.
- Advanced wastewater treatment to meet designated uses of the receiving water.
- Wastewater reclamation and reuse to address sustainability and resiliency.
- Stormwater planning.
- Nonpoint pollution from agricultural, forested, and urban areas.
- Failing on-site sewage systems.

CCWP is mandated in Chapter 173–95A WAC, Uses and Limitations of the Centennial Clean Water Program. Ecology awards grant funds only for wastewater treatment facility projects where a community can demonstrate that funding the project through public sewer rates will cause a severe financial hardship to community residents. Ecology will offer grant funds up to a maximum of \$5 million per project, based on a percentage of the total eligible project costs and existing residential need. Funding goes to local governments that can demonstrate the project will cause a financial burden to the current residential ratepayers.

Ecology directs all other grant funds to high-priority water quality projects that address nonpoint pollution, where there is no dedicated rate base to pay for the project; and to support on-site sewage system repair and replacement. Nonpoint pollution comes from diffused sources, is generated by every kind of land use, and has no specific regulatory tool (like a permit) to deal with it. It significantly contributes to the degradation of Washington waters, and there are limited resources available to implement on-the-ground solutions. CCWP is one of the few funding programs available to communities to implement best management practices to control nonpoint pollution.

Based on the small community hardship needs ongoing assessment, and communication with small community stakeholders with wastewater facility planning, design and construction needs, Ecology expects the demand for hardship financial assistance in the 2023-25 biennium will be around \$443.2 million for 31 communities. Of this, Ecology estimates that at least half of this amount (\$221.6 million) will be eligible for CCWP grant subsidy. Most of the projects identified are small rural communities with limited rate base and limited financial resources to address expensive sewer infrastructure repairs and improvements. These communities struggle to address their sewer infrastructure needs and will likely need CCWP grant assistance, combined with low-interest Clean Water State Revolving Fund (CWSRF) loans.

In addition, based on demand for nonpoint source pollution control projects from past water quality funding lists, and support of a statewide on-site-sewage repair and replacement program, there is an ongoing need for an additional \$34.8 million to support these projects. The total estimated biennial CCWP need is \$256.4 million, and Ecology is requesting \$80 million to fund the highest priority projects, in combination with CWSRF resources. (See Attachment A for a summary of the communities and needs identified for the 2023-25 biennium.)

We are aware of ongoing challenges and financial impacts to communities that will continue into the 2023-25 biennium from COVID-19 impacts on water utilities, due to reduced revenue from business and residential bill non-payment and increased costs of materials. These added pressures will increase the needs for affordable financing of critical improvements to water quality infrastructure.

Ecology's Water Quality Program has administered the CCWP under a well-established, integrated annual funding cycle

# 461 - Department of Ecology Capital Project Request

2023-25 Biennium

\*

Version: BI Biennial 2023-25 Initial

Report Number: CBS002

Date Run: 9/13/2022 2:34PM

Project Number: 40000571

Project Title: 2023-25 Centennial Clean Water Program

## Description

since 1988, awarding grants on a competitive basis to eligible public bodies for high-priority water quality projects throughout Washington. Proposed projects address point and nonpoint source water pollution control issues. Applications are accepted each year in the fall, projects are reviewed, rated, and ranked, with a draft list published for public comment and provided to the Legislature in January. The final list with project awards is issued by July, following legislative appropriation of funding.

### Eligible project types:

#### Wastewater facility (grants for qualified hardship eligible communities only):

- Planning, environmental review, design, and construction.
- Facilities for wastewater conveyance and treatment.
- Combined sewer overflow (CSO) abatement.
- Infiltration and inflow (I/I) correction.
- Reclaimed water and reuse, including reclaimed water distribution.

#### On-site sewage system:

- Large on-site sewage systems/community systems (planning, design, and construction).
- Planning, outreach, surveys.
- Local grant/loan repair/replacement program.

#### Stormwater activity:

- Stormwater management program plans.
- Education and outreach.
- Inspection programs.
- Stormwater pollutant source control projects.

#### Nonpoint source activity:

- Water quality agricultural best management practices design and implementation.
- Irrigation efficiency projects.
- Demonstration projects (as approved by Ecology).
- Groundwater/aquifer/source water/wellhead planning and protection.
- Lake restoration planning and implementation.

# 461 - Department of Ecology Capital Project Request

2023-25 Biennium

\*

Version: BI Biennial 2023-25 Initial

Report Number: CBS002

Date Run: 9/13/2022 2:34PM

Project Number: 40000571

Project Title: 2023-25 Centennial Clean Water Program

## Description

- Riparian/wetland restoration planning and implementation.
- Public outreach and education.
- Total maximum daily load (TMDL) implementation support.
- Water quality monitoring.
- Watershed planning and implementation.

### The following is a list of the key statutes, rules, and policies for CCWP:

- Chapter 173-95A WAC, Uses and Limitations of the Centennial Clean Water Program.
- Administrative Requirements for Recipients of Ecology Grants and Loans Managed in EAGL.
- Chapter 173-240 WAC, Submission of Plans and Reports for Construction of Wastewater Facilities.
- Chapter 90.46 RCW, Reclaimed Water Use.
- RCW 70A.45.070, Distribution of Funds for Infrastructure and Capital Development Projects—Prerequisites. Please see attached applicant requirements for greenhouse gas emissions reduction.

### What are the specific benefits of this project?

The CCWP provides funding to local governments and Tribes for wastewater treatment, nonpoint source pollution control, and watershed and estuary management projects that achieve specific environmental and public health benefits, including:

- Eliminating severe public health hazards and environmental degradation.
- Achieving regulatory compliance with a consent decree, compliance order, and Total Maximum Daily Loads (TMDLs), or waste load allocation.
- Restoring and protecting designated uses of Washington's waters, such as drinking water, aquatic habitat, and shellfish harvesting.

CCWP is a critical component of the Water Quality Program's Combined Funding Program:

- CCWP is often the only source of funding subsidy available to small, financially challenged communities to address clean water infrastructure project affordability.
- CCWP funding to address residential hardship for on-site sewage system repair and replacement has been the key factor in the success and expansion of that regional program now serving more than 20 counties statewide.
- Most nonpoint source pollution abatement projects have no local source of funding or rate base support, so CCWP is a critical program for funding nonpoint source projects in communities throughout the state.



# 461 - Department of Ecology Capital Project Request

2023-25 Biennium

\*

Version: BI Biennial 2023-25 Initial

Report Number: CBS002

Date Run: 9/13/2022 2:34PM

Project Number: 40000571

Project Title: 2023-25 Centennial Clean Water Program

## Description

In addition to protecting water quality and public health, CCWP assistance provides community economic support and sustainability. CCWP provides direct support to low-income communities, providing economic stability through offsetting residential sewer rate impacts and providing low-income options for repairing and replacing on-site sewage systems.

This request will also provide economic benefits to the state by creating up to 122 jobs during the next two years based on Office of Financial Management estimates.

### What are the effects of non-funding?

Water quality and public health statewide would be impacted if these grant dollars are not available to address water quality facilities and activities projects. Small, financially distressed communities throughout the state would not receive CCWP grant funds to help them with constructing water pollution control facilities that protect water quality and public health. Grant funds help keep the costs of these projects affordable to ratepayers in financially distressed communities. Without continued investment, watershed and water quality protection and improvement would be at risk, and past investments in water quality and improvements achieved would slowly lead back to impairments.

CCWP funds are used to provide a required 40 percent match to secure the annual Clean Water Act Section 319 federal nonpoint grant. Nonpoint source projects funded through the CCWP are used as the match. On average, \$6.4 million in federal funds would be in jeopardy without the CCWP state match. Job creation (infrastructure construction jobs), economic support, and development (infrastructure capacity) opportunities associated with these projects would not be realized, and residential rate impacts would escalate.

### Why is this the best option or alternative?

This request is for grant pass-through funds that will go to local governments, Tribes, and special purpose districts for high-priority water quality projects throughout the state, as mandated in Chapter 70A.135 RCW - Water Pollution Control Facilities Financing. This request is the best option to distribute money for water pollution control projects on an equitable, statewide, competitive basis that considers legal mandates, local efforts, ratepayer impacts, and water quality priorities.

CCWP grant subsidy is often the only option to make wastewater infrastructure projects affordable for many of Washington's small, financially challenged communities. Nonpoint source pollution control projects have no rate base to rely on for funding projects, so CCWP is often the only option to address these water quality priorities.

### How will clients be affected and services change if this project is funded?

Funding for this request is critical, because the demand on all funding sources for financial assistance and the cost of water quality infrastructure projects continue to increase. This request will allow local governments to proceed with planning, designing, acquiring, constructing, and improving water pollution control facilities and related nonpoint activities that contribute to meeting state and federal water pollution control requirements. These improvements contribute significantly to protecting public health and restoring water quality in the Puget Sound and statewide and to improving community economic health.

### How is the request impacting equity in the state?

The Water Quality Combined Funding Program, including CWSRF, Centennial, and the Stormwater Financial Assistance funding programs, emphasizes access to funding for small, financially disadvantaged communities and integrates environmental justice considerations in the application and project evaluation process. Projects with multiple benefits, including environmental justice considerations, can rank higher in the evaluation process.

461 - Department of Ecology  
Capital Project Request

2023-25 Biennium

\*

Version: BI Biennial 2023-25 Initial

Report Number: CBS002

Date Run: 9/13/2022 2:34PM

Project Number: 40000571

Project Title: 2023-25 Centennial Clean Water Program

**Description**

A review of funding over the past five year shows that nearly 30 percent of CWSRF funding and 70 percent of Centennial funding is invested in small, financially disadvantaged communities, many of which are considered rural.

The program has also committed staffing resources to assist small communities that do not have the financial or technical resources to adequately address their clean water needs. Updates to policy include reducing barriers to access funding and assistance to help financially disadvantaged communities with planning, designing, and constructing clean water infrastructure.

**What is the agency’s proposed funding strategy for the project?**

Ecology is requesting a total of \$80 million for CCWP grants in 2023-25, \$40 million from the State Building Construction Account (SBCA) and \$40 million from the Model Toxics Control Capital Account (MTCA Capital). CCWP grants have been funded with both fund sources in recent biennia, including with MTCA Capital in 2021-23.

To ensure that there is sufficient funding in the MTCA Capital Account to support \$40 million of this request, and the other priority requests for toxic cleanup, prevention, and management projects being made from this account, Ecology is proposing a one-time transfer of revenue from the MTCA Operating Account to the MTCA Capital Account in 2023-25, using the following steps:

- Step 1: Add a transfer to section XXX – FOR THE STATE TREASURER – TRANSFERS as part of the 2023-25 operating budget. Suggested language for operating budget bill:

- Model Toxics Control Operating Account: For transfer to the model toxics control capital account, \$15,000,000 for fiscal year 2024 and \$15,000,000 for fiscal year 2025.....\$30,000,000

- Step 2: Using the transferred revenue, appropriate \$40,000,000 from MTCA Capital, and \$40,000,000 from SBCA in the 2023-25 capital budget to support this full CCWP request.

Please note, should available SBCA funding not meet CCWP needs; or, if there is a desire to add additional funding for CCWP in 2023-25; an alternative to using SBCA, would be to use the new Natural Climate Solutions Account (NCSA), created under 70A.65.270, to support this capital program. Moneys in this account can be used to restore and protect estuaries, foster carbon sequestration in forests, agricultural soils, and aquatic lands, promote climate resilience through protecting and planting trees in riparian areas, and creating new conservation lands and community forests.

However, appropriation from this account would only be eligible to support a portion of CCWP grants awarded each biennium, as only some of the projects funded with CCWP address NCSA eligibilities. Therefore, funding to support this request would, at a minimum, need to come from SBCA or MTCA Capital, and NCSA, as NCSA would be able to augment the funding provided through other fund sources, but not serve as a replacement fund source. Also, please note, under current law, revenue from the cap and trade program allowance auctions under the Climate Commitment Act (Chapter 70A.65) won't be available in the account until the start of fiscal year 2025.

CCWP is used for match to secure federal funds provided by the Environmental Protection Agency (EPA) through the Section 319 Nonpoint Source Grant Program.

Funding for this project includes \$20,000 to maintain and update the grant or loan applications in the agency systems.

**Are FTEs required to support this project?**

# 461 - Department of Ecology Capital Project Request

2023-25 Biennium

\*

Version: BI Biennial 2023-25 Initial

Report Number: CBS002

Date Run: 9/13/2022 2:34PM

Project Number: 40000571

Project Title: 2023-25 Centennial Clean Water Program

## Description

No capital FTEs are required. Ecology has a separate, but related operating budget request, "WQ Grant and Loan Administration," which includes additional staff to support CCWP.

### How does the project support the agency and statewide results?

This request is essential to achieving the following Ecology goals:

- Goal 1: Support and Engage our Communities, Customers, and Employees because it will fund projects that help offset disproportionate impacts on low-income communities and financially challenged residents.
- Goal 2: Reduce and Prepare for Climate Impacts because it will fund projects that help communities prepare for climate impacts and integrate climate resiliency and long-term sustainability practices. For example, reclaimed water and water reuse facilities that help small communities become resilient to water shortages; increase stream buffers and native vegetation to address stream flow dynamics, temperature impacts, carbon sequestration; and improve water quality.
- Goal 3: Prevent and Reduce Toxic Threats and Pollution because providing financial assistance will fund projects for water pollution control infrastructure that address water reclamation and reuse and projects that reduce impacts from nonpoint pollution and nutrient discharges. We award CCWP funds to finance construction of water pollution control facilities in small, financially challenged communities and to plan and implement nonpoint source pollution control activities projects. These projects lead to direct and indirect improvements to water quality. For example, building a new pollution control infrastructure that exceeds permit requirements, implementing nonpoint pollution abatement projects, and repairing and replacing failing on-site sewage systems.
- Goal 4: Protect and Manage Our State's Waters by funding projects for water pollution control infrastructure that address water reclamation and reuse and projects that reduce impacts from nonpoint pollution and nutrient discharges.

This request is essential to achieving the following Governor's Results Washington Goals:

Goal 2: Prosperous Economy because it will provide opportunities for quality jobs when a new sewer system is constructed or an existing system is repaired or upgraded. It will also provide small community financial assistance for sustainable clean water infrastructure to support local economies and healthy communities.

Goal 3: Sustainable Energy and a Clean Environment because it will:

- Improve energy and water efficiencies for wastewater and stormwater infrastructure.
- Repair and replace failing on-site sewage systems.
- Implement riparian restoration and protection programs.
- Reduce nonpoint pollution through source control.
- Implement water quality best management practices.

Goal 4: Healthy and Safe Communities because it will fund projects that address the impacts of climate change and improve community resiliency through support of long-term, multi-benefit solutions to problems caused from water pollution, including excess nutrients and increased temperature.

# 461 - Department of Ecology Capital Project Request

2023-25 Biennium

\*

Version: BI Biennial 2023-25 Initial

Report Number: CBS002

Date Run: 9/13/2022 2:34PM

Project Number: 40000571

Project Title: 2023-25 Centennial Clean Water Program

## Description

Goal 5: Efficient, Effective, and Accountable Government because it will provide one application, rating, and ranking process to award funds from four separate funding sources, including the CCWP. This creates an efficient and streamlined approach for communities to apply for funding resources through an integrated water quality financial assistance program.

This request also broadly implements the following recommended priority and action in the 2021 Governor's salmon strategy update:

- Strategic Priority: 2. Invest in clean water infrastructure for salmon and people
- Action: 2b. Improves wastewater management to achieve clean water

This request also supports Puget Sound Action Agenda implementation through Ongoing Program: OGP\_ECY38: Water Quality - Provide Financial Assistance, and a number of Vital Signs, Strategies, Desired Outcomes, Actions, and Orca Task Force Recommendations included in the 2022-26 Action Agenda. See attachment C for a complete list of linkages between this request and the agenda.

### How will the other state programs or units of government be affected if this project is funded?

Ecology's Water Quality Program coordinates and collaborates with most other Ecology programs through a variety of groups, including the Ecology Grants Group (EGG) and the Ecology Cultural Resources Environmental Workgroup (ECREW), and on a project-by-project basis where there are cross-program project elements. The Water Quality Program is highly engaged in cross-agency coordination and collaboration through its commitment to the Infrastructure Assistance Coordinating Council (IACC), Maximizing Resources workgroup, Small Communities Initiative (SCI), and the Sync Infrastructure Improvement Team (Ecology, Health, Commerce, Transportation, Transportation Improvement Board, and Public Works Board).

Many local governments, special purpose districts, and recognized Tribes propose important water quality projects that cannot be fully funded with one funding source. This is especially true for small, financially distressed communities. Ecology works with recipients and other state and federal agencies to coordinate funding and technical assistance for water quality infrastructure projects. Together, the agencies collaborate and leverage their funds to meet the financial situation of the community. Many small communities with large-scale projects use multiple funding sources, including the CWSRF, Centennial Clean Water Program, Public Works Assistance Account, Department of Commerce, United States Department of Agriculture Rural Development, and the State Tribal Assistance Grant Program. The lack of Public Works Assistance Account funding over the past few years has increased the demand and importance of Centennial grant and CWSRF loan funding for local governments.

Ecology is engaged as a partner with the Public Works Board, Department of Commerce, and Department of Health in an ongoing effort to improve and better collaborate and coordinate state financial assistance for water infrastructure in Washington. This effort, called the Sync Infrastructure System Improvement Team, is focused on identifying and implementing strategies and best practices for improving access to funding programs and improved value, outcomes, cost effectiveness, and sustainability of water infrastructure projects. This work, along with ongoing CWSRF funding, supports improved statewide financial assistance and water quality project outcomes and allows us to better serve small, financially challenged communities that receive CWSRF loan and Centennial grant assistance.

### Proviso

N/A

### Project Type

Grants

461 - Department of Ecology  
 Capital Project Request

2023-25 Biennium

\*

Version: BI Biennial 2023-25 Initial

Report Number: CBS002

Date Run: 9/13/2022 2:34PM

Project Number: 40000571

Project Title: 2023-25 Centennial Clean Water Program

**Description**

Grant Recipient Organization: Various public bodies

RCW that establishes grant: Chapter 70A.135 RCW

**Application process used**

Ecology manages an integrated annual funding approach using a joint application, evaluation, and rating and ranking process for the SRF, Centennial Clean Water Program, Stormwater Financial Assistance Program, and the Clean Water Act Section 319 federal grant program. The application period begins in August with applications due mid-October. Ecology staff screen, review, and rate and rank the applications from November through December. The evaluation and points are assigned according to an objective rating system that identifies the highest priority water quality needs statewide. In January, Ecology produces a combined draft project list for the Legislature to use during budget considerations. The list becomes final on July 1 or sooner, contingent on capital budget appropriations. Costs include maintenance and updates to the grant/loan applications in the agency's grant and loan system.

**Growth Management impacts**

Eligible public bodies include: - Counties, cities, and towns - Water districts and sewer districts - Port districts - Conservation districts - Irrigation districts - Quasi-municipal corporations - Federally recognized Tribes - Washington State institutions of higher education if the project is not included in the institution's statutory responsibilities

**Funding**

Acct Code	Account Title	Estimated Total	Expenditures		2023-25 Fiscal Period	
			Prior Biennium	Current Biennium	Reapprops	New Approps
057-1	State Bldg Constr-State	360,000,000				40,000,000
23N-1	MTC Capital Account-State	40,000,000				40,000,000
<b>Total</b>		<b>400,000,000</b>	<b>0</b>	<b>0</b>	<b>0</b>	<b>80,000,000</b>
<b>Future Fiscal Periods</b>						
		<u>2025-27</u>	<u>2027-29</u>	<u>2029-31</u>	<u>2031-33</u>	
057-1	State Bldg Constr-State	80,000,000	80,000,000	80,000,000	80,000,000	
23N-1	MTC Capital Account-State					
<b>Total</b>		<b>80,000,000</b>	<b>80,000,000</b>	<b>80,000,000</b>	<b>80,000,000</b>	

**Operating Impacts**

**Total one time start up and ongoing operating costs**

Acct Code	Account Title	FY 2024	FY 2025	FY 2026	FY 2027	FY 2028
FTE	Full Time Employee	2.3	2.3	2.3	2.3	2.3
23P-1	MTC Operating Acct-State	280,000	280,000	280,000	280,000	280,000
<b>Total</b>		<b>280,000</b>	<b>280,000</b>	<b>280,000</b>	<b>280,000</b>	<b>280,000</b>

461 - Department of Ecology  
Capital Project Request

2023-25 Biennium

\*

Version: BI Biennial 2023-25 Initial

Report Number: CBS002

Date Run: 9/13/2022 2:34PM

Project Number: 40000571

Project Title: 2023-25 Centennial Clean Water Program

**Operating Impacts**

**Narrative**

This request is related to Ecology's 2023-25 decision package, titled "WQP Grant and Loan Administration", which will support additional staff needed to administer Ecology's Water Quality Combined Funding Program. That operating budget request includes funding for salaries, benefits, and associated staff costs for 2.3 additional FTEs needed to address the increased workload demand associated with our CCWP grants, as the amount of funding and projects in the program has increased significantly over the last decade, while staffing needs have not kept pace. Increasing staff resources will improve grant management, project outcomes, and provide the appropriate level of staffing needed to address the current workload for managing the CCWP. Ecology is requesting this funding from the operating budget, and MTCA Operating Account, consistent with how our current staff supporting the CCWP are funded. This request also includes a proposed one-time revenue transfer of \$40,000,000 from the MTCA Operating Account to MTCA Capital Account in 2023-25, using the following steps: - Step 1: Add a transfer to section XXX – FOR THE STATE TREASURER – TRANSFERS as part of the 2023-25 operating budget. Suggested language for operating budget bill: - Model Toxics Control Operating Account: For transfer to the model toxics control capital account, \$15,000,000 for fiscal year 2024 and \$15,000,000 for fiscal year 2025.....\$30,000,000 - Step 2: Using the transferred revenue, appropriate \$40,000,000 from MTCA Capital, and \$40,000,000 from SBCA in the 2023-25 capital budget to support this full CCWP request.

# Attachment A

## Washington State Small Community Wastewater, Nonpoint, and Onsite Sewage Financial Assistance Needs in the 2023-25 Biennium

Purpose: This document contains results of Ecology's ongoing clean water needs survey community outreach to capture planned wastewater facility, nonpoint, and onsite sewage projects anticipated to occur in the 2023-25 Biennium. This list documents statewide small financially disadvantaged community wastewater needs, as well as projected nonpoint source and onsite sewage project needs, but does not represent actual applications at this time. Applications for funding are expected in the fall of state fiscal years 2023 and 2024.

Community	Project Title	Funded Application	Project Category	Current Phase	Next Phase	Estimated Cost for Current Phase	Estimated Cost for Next Phase(s) During 2023-25 Biennium
Aberdeen, city of	Pump Station Improvement Project	WQC-2022-AberPW-00116	Wastewater Facility	Design	Construction	\$735,000	\$7,350,000
Clallam County	Clallam Bay - Sekiu Wastewater Treatment Facility	WQC-2020ClaCPW-00138	Wastewater Facility	Design	Construction	\$5,598,700	\$55,987,000
Clarkston city of	Collection Facility Plan	WQC-2022-Clarks-00098	Wastewater Facility	Planning	Design & Construction	\$170,000	\$8,500,000
Cle Elum city of	General Sewer Plan	WQC-2020-CoCle-00178	Wastewater Facility	Planning	Design & Construction	\$230,000	\$11,500,000
Cusick, Town of	Wastewater Facility Plan	WQC-2020-CusTo-00196	Wastewater Facility	Planning	Design & Construction	\$90,000	\$4,500,000
Dayton, City of	Wastewater Treatment Plant	WQC-2019-Dayton-00111	Wastewater Facility	Design	Construction	\$990,000	\$9,900,000
Fisherman Bay Sewer District	Design of Fisherman Bay Sewer District WWTP Upgrade and Expansion	WQC-2023-FiBaSD-00031	Wastewater Facility	Design	Construction	\$764,000	\$7,640,000
Garfield, Town of	Garfield Wastewater Treatment Plant Facilities Plan	WQC-2023-GarfTo-00079	Wastewater Facility	Planning	Design & Construction	\$100,000	\$5,000,000
Grand Coulee city of	Wastewater Facility Plan	WQC-2021-CoGraC-00050	Wastewater Facility	Planning	Design & Construction	\$111,000	\$5,550,000
Holmes Harbor Sewer District	General Sewer Plan	WQC-2020-HoHaSD-00049	Wastewater Facility	Planning	Design & Construction	\$70,000	\$3,500,000

Community	Project Title	Funded Application	Project Category	Current Phase	Next Phase	Estimated Cost for Current Phase	Estimated Cost for Next Phase(s) During 2023-25 Biennium
Hoquiam, City of	General Sewer and Wastewater Facility Plan Project	WQC-2022-HoquCi-00163	Wastewater Facility	Planning	Design & Construction	\$666,906	\$33,345,317
Kitsap County	Sewer Utility Facility Plans (4 Wastewater Facilities)	WQC-2022-KiCoPW-00008	Wastewater Facility	Planning	Design & Construction	\$2,753,682	\$137,684,100
Kittitas city of	General Sewer Plan	WQC-2023-CiKitt-00080	Wastewater Facility	Planning	Design	\$194,000	\$970,000
Main Street Sewer District	General Sewer Plan and Facilities Plan	WQC-2018-MainSt-00216	Wastewater Facility	Planning	Design & Construction	\$75,000	\$3,750,000
Mossyrock city of	General Sewer Plan Update / Wastewater Treatment Plant Planning and Upgrade	WQC-2021-CiMoss-00071	Wastewater Facility	Planning	Design & Construction	\$200,000	\$10,000,000
Newport city of	Wastewater Master Plan	WQC-2021-Newpor-00151	Wastewater Facility	Planning	Construction	\$308,500	\$15,425,000
Oakesdale town of	Wastewater Facility Plan and Other Requirements [REAPP]	WQC-2021-Oakesd-00052	Wastewater Facility	Planning	Design & Construction	\$189,000	\$9,450,000
Okanogan, City of	Wastewater Facility/General Sewer Plan	WQC-2020-Okanog-00079	Wastewater Facility	Planning	Design & Construction	\$210,000	\$10,500,000
Oroville city of	City of Oroville General Sewer Plan	WQC-2023-CiOrov-00113	Wastewater Facility	Planning	Design	\$355,265	\$1,776,325
Othello city of	Wastewater Facility Plan	WAC-2018-Othell-00227	Wastewater Facility	Planning	Design & Construction	\$375,750	\$18,787,500
Palouse, City of	Wastewater System Improvements	WQC-2022-Palous-00055	Wastewater Facility	Design	Construction	\$1,845,000	\$18,450,000
Pateros City of	Wastewater Facility Engineering Report and General Sewer Plan Update	WQC-2021-PateCo-00027	Wastewater Facility	Planning	Design & Construction	\$192,810	\$9,640,500



Community	Project Title	Funded Application	Project Category	Current Phase	Next Phase	Estimated Cost for Current Phase	Estimated Cost for Next Phase(s) During 2023-25 Biennium
Republic, City of	President's Bowl I/I Reduction Plan, Headworks & Effluent Pumping	WQC-2021-RepCPW-00037	Wastewater Facility	Planning	Design & Construction	\$144,650	\$7,232,500
Ritzville City of	City of Ritzville General Sewer Plan Update	WQC-2023-RitzCi-00104	Wastewater Facility	Planning	Design	\$325,000	\$1,625,000
Royal City city of	Wastewater Facility Plan	WQC-2020-RoyalC-00078	Wastewater Facility	Planning	Design & Construction	\$150,000	\$7,500,000
Sequim, City of	Aerobic Digester Capacity Upgrades	WQC-2017-SequPW-00186	Wastewater Facility	Design	Construction	\$178,050	\$1,780,500
Snoqualmie Pass Utility District	Snoqualmie Pass Phase 2-4 MBR WWTP Improvements Eng. & Constr Services	WQC-2023-SnPaUd-00098	Wastewater Facility	Design	Construction	\$1,570,000	\$15,700,000
Springdale town of	Facilities Plan	WQC-2022-ToSpri-00120	Wastewater Facility	Planning	Design & Construction	\$75,000	\$3,750,000
Tekoa city of	Wastewater Treatment Plant Facilities Plan	WQC-2023-CiTeko-00135	Wastewater Facility	Planning	Design	\$150,000	\$750,000
Wapato, City of	Facility Plan Amendment No. 2 – Metals Removal Study	WQC-2022-Wapato-00039	Wastewater Facility	Planning	Design & Construction	\$113,000	\$5,650,000
Winthrop town of	Town of Winthrop Wastewater Facility/General Sewer Plan	WQC-2021-ToWin-00188	Wastewater Facility	Planning	Design & Construction	\$200,000	\$10,000,000
<b>Total Hardship Need</b>							<b>\$443,193,742</b>
<b>Estimated Hardship Centennial Grant Eligibility (half of total need)</b>							<b>\$221,596,871</b>

Community	Project Title	Funded Application	Project Category	Current Phase	Next Phase	Estimated Cost for Current Phase	Estimated Cost for Next Phase(s) During 2023-25 Biennium
Statewide Need	Implement nonpoint source pollution mitigation and riparian restoration	N/A	Nonpoint Source Activity	Implementation	Implementation	N/A	\$26,958,016
Statewide Need	Onsite sewage systems, including support for the statewide Regional On-Site Sewage System Loan Program	N/A	Onsite Sewage System	Implementation	Implementation	N/A	\$7,811,282
<b>Total Estimated Centennial Need for 2023-25</b>							<b>\$256,366,169</b>

## **Attachment B**

### **Centennial Clean Water Program**

#### **Applicant Requirements per RCW 70.235.070 Greenhouse Gas Emissions Reduction**

Ecology administers an integrated funding program for projects that improve and protect water quality throughout the state. The program combines grants and loans from state and federal funding sources with technical assistance to program applicants. The Agency has maintained compliance with [RCW 70.235.070](#). The State Fiscal Year 2024 Water Quality Financial Assistance Funding Guidelines <https://apps.ecology.wa.gov/publications/SummaryPages/2210016.html> for the *Centennial Clean Water Program, Clean Water Act Section 319 Program, Stormwater Financial Assistance Program, and Washington State Water Pollution Control Revolving Fund Program* document (published August 2022) discusses factors for consideration in the competitive solicitation process. Specifically, Ecology has supplemented the rating process with criteria related to applicant and infrastructure project consistency with GHG emissions reduction goals. On the funding request form, applicants are expected to provide examples of measures they are taking to reduce GHG.

The text below is an excerpt from [RCW 70.235.070](#) identifies several measures a grant applicant can take to reduce GHG emissions:

Requirements of RCW 70.235.070 must be included in the CWSRF and Centennial programs as a factor for consideration as part of the competitive selection process. The integration of GHG consideration should be a factor that influences project selection, but should not overwhelm the underlying goals of the funding programs. Ecology's funding application includes questions related to applicant and project consistency with GHG emissions reduction goals, including asking the applicant to describe how it is meeting requirements of RCW 70.235.070.

Measures *the applicant* can take to reduce GHG emissions include:

- Enacting goals and policies committing to GHG emissions reduction targets.
- Adopting energy efficiency policies to reduce consumption in buildings and infrastructure.
- Adopting policies that promote and support the generation and use of alternative energy.
- Adopting waste reduction and diversion policies such as methane recovery or waste-to-energy programs.
- Adopting policies to replace or repower existing vehicles with cleaner, more efficient vehicles.
- Adopting equipment procurement policies that result in reduced consumption of fossil fuels.
- Implementing commute trip reduction plans and policies that establish reduction goals and strategies to reduce annual per capita vehicle miles travelled by the entity's community or workforce.
- Adopting policies that preserve forest, agricultural, and open space lands.
- Adopting comprehensive land use plans or planning policies that promote and support development patterns that encourage compact and transit-friendly communities and protect natural resources lands from conversion.

Examples of how *the project* can be designed or built to reduce GHG emissions include:

- The project site reduces GHG emissions by being located in:
  - Existing developed areas (e.g., high-density areas, urban growth areas, or designated urban centers) where services exist or are planned.
  - Areas where transportation options can be efficiently provided.
  - Areas where conversion of natural resources and rural land is prevented.
  - Areas that promote transportation choices such as transit, bicycle, and pedestrian accessibility.
  - Brownfield redevelopment areas.
  - Other areas that encourage the use of non-single occupancy vehicles and minimize the amount of land to be devoted to the project.
  
- Methods used to develop, construct, and operate the project reduce the use of fossil fuels (GHG emissions) by:
  - Using high performance sustainable building design, such as the use of green building standards.
  - Using green materials and high-energy efficiency measures.
  - Promoting the use of recycled content materials for building construction.
  - Supporting environmental/ecological footprint improvements (e.g., energy efficiency, water conservation, habitat preservation, green alternatives, waste-to-energy, and lowering surface disturbance).
  - Implementing new technologies, practices, and equipment to lower energy use for operation.
  - Using renewable energy (wind, geothermal, solar, etc.), distributed energy (solar photovoltaic panels), or purchased green power.

## Attachment C

### Linkages to the Puget Sound Action Agenda

This attachment provides additional supporting details for the following capital project request (CPR) as it relates to the Puget Sound 2022-2026 Action Agenda implementation.

**CPR Title:** 2023-25 Centennial Clean Water Program

#### Vital Signs

- Freshwater
- Marine Water
- Streams and Floodplains
- Toxics in Aquatic Life
- Beaches and Marine Vegetation
- Estuaries
- Forests and Wetlands
- Groundfish and Benthic Invertebrates
- Orcas
- Salmon
- Zooplankton
- Drinking Water
- Shellfish Beds
- Cultural Wellbeing
- Economic Vitality
- Good Governance
- Sense of Place
- Sound Stewardship

#### Strategies

- 4. Riparian Areas
- 5. Floodplains and Estuaries
- 7. Freshwater Availability
- 8. Prevent Pollution
- 9. Source Identification and Correction
- 10. Stormwater Runoff and Legacy Contamination
- 11. Wastewater Systems
- 12. Working Lands Runoff
- 19. GHG Reductions and Carbon Sequestration
- 20. Climate Adaptation and Resilience
- 21. Sense of Place
- 22. Recreation and Stewardship
- 23. Transparent and Inclusive Governance
- 24. Cultural Practices
- 26. Human Health

#### Desired Outcomes

- 1.1. Protect habitat and habitat-forming processes from conversion and fragmentation.
- 1.2.1. Conversion of agricultural lands and working forests to more intensive land uses (residential and commercial development) prevented.
- 1.3.1. Levees, floodgates, tidegates, roads, existing development, and other barriers in floodplains and estuaries removed or their management altered.
- 1.3.2. Armor on estuaries, lakes, and marine shorelines removed or softened.
- 1.4.1. In-stream and riparian areas of rivers and streams restored.

- 1.4.2. Floodplains, tidal wetlands, and estuaries restored.
- 1.5.2. Infiltration and water holding capacity of upland areas (developed lands, agricultural lands and working forests, and natural lands) increased.
- 2.1.1. Toxic hotspots where stormwater runoff or wastewater contain significant concentrations of numerous toxic chemicals reduced through improved source control and/or treatment.
- 2.2. Reduce nutrients entering Puget Sound and connected waters.
- 2.3.1. Municipal wastewater discharges of disease-causing (pathogenic) bacteria and viruses to Puget Sound meet water quality-based effluent limits.
- 2.3.2. On-site septic systems (OSS) are inventoried, inspected, maintained, and operational.
- 2.3.5. Disease-causing (pathogenic) bacteria and viruses in runoff from agricultural lands reduced.
- 3.2.2. Number of adult and juvenile salmon lost to predation by pinnipeds and predatory fish reduced.
- 4.2.1. Human-caused greenhouse gas emissions in Washington State reduced 95% below 2005 levels by 2050.
- 4.3.1. Increase the resilience of the Puget Sound ecosystem and recovery efforts by adapting to changing climate and ocean conditions when conducting protection and restoration activities.
- 5.1.1. Opportunities for stress reduction and motivation from natural environments for diverse human communities are enhanced.
- 5.1.2. Attachments among all residents to Puget Sound's environments (including natural, biocultural, and anthropogenic places) are acknowledged and respected and recognized as opportunities to achieve the Action Agenda.
- 5.2.3. Transparency in environmental and natural resource management decision making and the use of science is improved.
- 5.2.4. Trust is increased by including and communicating directly and effectively with new and diverse audiences.
- 5.4.2. Innovative techniques that promote a healthy natural environment and achieve growth in natural resources industries are encouraged.
- 5.6.2. Levels and patterns of contaminants in drinking water do not threaten Puget Sound communities or vulnerable populations with adverse health outcomes.
- 5.6.3. Levels and patterns of contamination in fish and shellfish harvested from Puget Sound waters do not threaten the health of Puget Sound communities or vulnerable populations.
- 5.6.4. Levels and patterns of pollutants and biotoxins in surface waters do not threaten the health of Puget Sound communities or vulnerable populations.

## **Actions**

- 3. Conduct watershed-scale planning and land use planning to protect and restore water quality.

- 4. Support the long-term viability and sustainability of agricultural lands and working forests to reduce pressure for conversion from the current use to a more developed use.
- 5. Facilitate the increased use or performance of best management practices to reduce pollutants and the volume of runoff from agricultural lands and working forests.
- 6. Implement agricultural management practices proven to reduce nutrient loads.
- 7. Expand and improve incentives and education for agricultural land users to motivate voluntary actions for reducing fecal pollution.
- 9. Fund, develop, and implement effective local and tribal nations pollution identification and correction (PIC) programs.
- 10. Support watershed cleanup implementation and the development of cleanup plans such as Total Maximum Daily Loads (TMDLs) and other strategies to limit fecal pollution.
- 11. Establish and implement science-based riparian protection, restoration, and management policies that result in a minimum '1 Site Potential Tree Height' forested riparian area standard.
- 12. Increase the number and accelerate implementation of habitat acquisition and restoration projects as prioritized in salmon and watershed recovery plans.
- 20. Prioritize, design, and implement reach-scale restoration and protection projects within a river basin or watershed.
- 24. Implement habitat protection and restoration projects that restore or maintain natural nutrient attenuation functions and sediment processes in watersheds, estuaries, and tidal wetlands.
- 31. Encourage retrofits and restoration through education and incentives.
- 35. Develop and implement education and outreach and behavior change campaigns and fund projects to reduce nutrient impacts from residential, stormwater, and agricultural runoff.
- 40. Effectively manage and control fecal pollution and disease-causing bacteria and viruses from small onsite sewage systems (OSS) and larger onsite sewage systems (LOSS).
- 63. Support fishers, hikers, and other recreational users through outreach and education to understand and reduce the effects of human and pet waste on water quality.
- 86. Increase number, accessibility, and protections for multi-use and multi-cultural natural spaces (for example, fish and shellfish harvesting, camping, boating, and gardening, etc.). including green spaces and waterways.
- 98. Promote multi-benefit solutions in restoration and protection project development to include considerations for job creation.
- 137. Implement multi-benefit projects and programs that synergistically advance Puget Sound recovery goals and reduce greenhouse gas emissions, increase greenhouse gas sequestration in Puget Sound ecosystems, increase climate adaptation, and promote climate resilience.
- 151. Re-green urban spaces.
- 154. Prevent and reduce combined sewer overflows.

- 155. Extend centralized sewer systems in areas where conditions are not suitable for onsite sewage systems (OSS).
- 156. Fund, develop, and implement programs to address fecal pollution from people experiencing homelessness or with inadequate access to sanitary services.
- 161. Ecosystem recovery processes and decision-making are inclusive of a broader set of committed stakeholders and diverse forms of knowledge.
- 162. Increase capacity for overburdened and historically marginalized communities to engage in environmental decision-making.
- 196. Facilitate the increased use or performance of best management practices, including increasing riparian restoration. to reduce stream temperatures.
- 197. Honor tribal nations' treaty rights, obligations, and inherent sovereign interests when considering implementation of Puget Sound recovery projects and programs. and actively engage with tribal nations to align and incorporate shared goals.
- 200. Limit people's exposures to harmful water pollution.
- 201. Provide incentives. financial and technical support to local jurisdictions that have prioritized riparian restoration.
- 211. Promote appropriate reclaimed water projects to reduce pollutant loading to Puget Sound.

#### **Orca Task Force Recommendations**

- 1. Significantly increase investment in restoration and acquisition of habitat in areas where Chinook stocks most benefit Southern Resident orcas.
- 2. Immediately fund acquisition and restoration of nearshore habitat to increase the abundance of forage fish for salmon sustenance.
- 34. Provide sustainable funding for implementation of all recommendations.
- 41. Collect high-quality nutrient data in watersheds to fill key knowledge gaps of baseline conditions.



# 461 - Department of Ecology Capital Project Request

2023-25 Biennium

\*

Version: BI Biennial 2023-25 Initial

Report Number: CBS002

Date Run: 9/12/2022 4:35PM

Project Number: 40000540

Project Title: 2023-25 Floodplains by Design

## Description

Starting Fiscal Year: 2024

Project Class: Grant

Agency Priority: 7

### Project Summary

According to the state's 2018 Hazard Inventory and Vulnerability Assessment (page 240), "the costs of flood damages exceed the cost of all other natural hazards". Since 1980, flooding has caused more than \$2 billion in damages to the state, with highly populated areas in Western Washington severely impacted. In the past, solutions to flooding problems were often out of sync with other ecosystem protection or restoration activities. The Floodplains by Design (FbD) grant program uses an integrated approach to manage our state's flood-prone areas. Floodplains by Design grants provide funding that combine flood-hazard reduction actions with salmon recovery, habitat restoration, and other community benefits. The program is a public-private partnership between Ecology, The Nature Conservancy, Bonneville Environmental Foundation, and Puget Sound Partnership. Related to Puget Sound Action Agenda Implementation. (State Building Construction Account)

### Project Description

#### What is the proposed project?

Ecology is requesting \$70.4 million from the State Building Construction Account to continue flood-hazard reduction efforts addressed in the Floodplains by Design (FbD) grant program. Since the 2013-15 biennium, the state has appropriated \$216 million to fund the FbD program, which has paid for 50 floodplain restoration and flood-hazard reduction projects across the state. These projects restore natural floodplain conditions by preserving floodplain open space, correcting problems created due to past actions to try and control floods, improving long-term flood resilience, reducing flood risks to infrastructure and development, and improving habitat conditions for salmon and other fish and wildlife species.

As of 2022, FbD funded projects have reduced (or will reduce) flood hazards in 63 communities, reconnected more than 8,100 acres of floodplains, restored or protected habitat along 70 miles of river, reduced flood risk for over 2,476 homes or structures, and protected over 1,767 acres of working lands. The Cedar River Corridor/River bend project in King County removed more than 100 mobile homes from the flood hazard area and reconnected the river to the floodplain, increasing storage and capacity and restoring salmon habitat. The project means adjacent areas upstream and downstream will benefit from reduced peak flood flows and reduced channel migration.

These competitive grants have funded a range of activities, including land acquisitions, constructing setback levees, removing levees, restoring streams, correcting fish passage barriers, and removing existing developments within floodplains.

FbD complements and works in concert with other floodplain initiatives to reduce flood hazards and improve ecosystem functions. Due to this partnership program, local communities have been able to reduce, and in some cases eliminate, their flood hazards. At the same time, communities are also improving salmon habitat, water quality, and recreational opportunities while promoting economic development.

#### Project Solicitation

In November of odd numbered years, Ecology sends out a request for proposals to potential grant recipients, including local and Tribal governments, public benefit non-profit organizations, and flood and conservation districts. Ecology asks for preliminary proposals that meet FbD criteria for flood hazard risk reduction coupled with floodplain ecosystem protection and restoration.

Ecology works closely with The Nature Conservancy, Bonneville Environmental Foundation, and Puget Sound Partnership to review preliminary proposals based on flood hazard risk reduction and ecosystem protection/restoration outcomes, project

# 461 - Department of Ecology Capital Project Request

2023-25 Biennium

\*

Version: BI Biennial 2023-25 Initial

Report Number: CBS002

Date Run: 9/12/2022 4:35PM

Project Number: 40000540

Project Title: 2023-25 Floodplains by Design

## Description

schedule, costs, and other benefits.

Subsequently, in February of even numbered years, Ecology invites potential applicants whose preliminary proposals were determined to meet the review criteria to give presentations about their proposed projects and submit full grant applications. Our FbD evaluation criteria for the full grant applications includes how well a project addresses the following:

- Actions that reduce flood hazards and flood risks.
- Prospects for restoring a floodplain's ecosystem.
- Agricultural viability.
- Ability to improve water quality.
- Opportunities for public access and recreation.
- Cost effectiveness, long-term cost avoidance, and opportunities for leveraging grant funding.
- Demonstration of need and support.
- Readiness to proceed.
- Social justice and equity issues.

Ecology also assesses whether proposals are located in a Puget Sound priority floodplain.

For the 2023-25 funding cycle, Ecology invited 21 different entities to submit full grant applications for potential FbD projects, valued at approximately \$103 million. Of those, 19 submitted full applications totaling approximately \$89 million. An evaluation team including staff from Ecology, Bonneville Environmental Foundation, representatives from other state agencies and commissions, Tribes, and conservation districts scored and ranked the applications. Based upon applications submitted and final prioritization, 12 of these projects are identified for funding totaling \$70.4 million (including staff support noted below).

This request includes \$2.1 million, representing three percent of total funding, to continue necessary staffing for financial accountability and project management over the lifetime of all projects. The average FbD project lasts four years.

### What opportunity or problem is driving this request?

Before the Legislature created the FbD grant program in the 2013-15 capital budget, there was no comprehensive funding to support flood-risk reduction efforts. During most biennia, the Legislature would appropriate several million dollars for specific flood projects. Most funding was earmarked for making major levee improvements to protect urban areas on the Green and Skagit rivers. There were no funding opportunities for multi-benefit floodplain management projects, which are essential for meeting Puget Sound Action Agenda objectives, while reducing flood hazards across the state.

Since 2013, the FbD grant program has funded proof-of-concept projects in major river basins around Puget Sound. Ecology has also invested in smaller versions of projects across the state. All FbD projects follow the multiple benefits approach for reducing flood risks and improving the floodplain ecosystem with projects that help with reducing floodwater depths, preventing river avulsions, and reducing or removing the structures vulnerable to flooding.

# 461 - Department of Ecology Capital Project Request

2023-25 Biennium

\*

Version: BI Biennial 2023-25 Initial

Report Number: CBS002

Date Run: 9/12/2022 4:35PM

Project Number: 40000540

Project Title: 2023-25 Floodplains by Design

## Description

Local stakeholder involvement and support are central to this process. Growth and development puts increasing pressure on floodplains throughout the state, which, in turn, escalate the costs of flood-related damages. At the same time, efforts to recover salmon and improve water quality often conflict with traditional flood mitigation remedies. A multi-benefit approach helps alleviate these conflicts. For example, an FbD project in the Dungeness River watershed included upgrading irrigation piping to conserve water and improve the reliable supply of agricultural water. The project entailed buying land and removing a damaged, non-functioning levee system while restoring salmon habitat in the estuary and river system. This Lower Dungeness project also provided new open space for public access and recreation. These are the types of multi-benefit FbD projects in which Ecology will invest new capital funding.

Every two years, Ecology conducts an internal review of the FbD grant program. We evaluate our scoring system, guidelines, application procedures, staffing levels, grant management, and spending rates. As a result, we make changes each biennium to expedite project completion and ensure compliance with updated regulations with the goal of lowering the need for re-appropriated funds. Only proposals that outline a project completion schedule within four years are considered.

Under a 2018 supplemental capital budget proviso, Ecology was directed to study potential authorizing actions for the FbD program. This included assessing the statewide need for projects and funding levels, potential statutory action, and gathering broad stakeholder input. The final report was delivered to the Legislature in February 2019 (Floodplains by Design: Report to the Legislature: <https://apps.ecology.wa.gov/publications/SummaryPages/1906004.html>).

### What are the specific benefits of this project?

These multi-benefit floodplain projects help reduce flood hazards and improve river habitat for salmon and other species. The FbD program lowers long-term costs by creating a more resilient approach for reducing flood hazards and repeated flood damage losses. Preventing and mitigating flood hazards has a return of \$5 to \$8 for every \$1 invested (National Institute of Building Sciences, Natural Hazards Mitigation Saves 2019 Report: <https://www.nibs.org/reports/natural-hazard-mitigation-saves-2019-report>).

This request will also provide economic benefits by creating up to 203 jobs during the next two years based on Office of Financial Management estimates.

### What are the effects of non-funding?

If this request is not funded, new, state-funded, multi-benefit flood hazard reduction projects would not proceed, leaving communities vulnerable to flood hazards. Because no alternative funding source exists for this work, this concept and approach for reducing flood hazards and providing ecosystem benefits would likely cease in Washington. In its place, communities would return to more traditional, narrowly focused flood control practices, such as levees that conflict with efforts to recover Puget Sound and threatened salmon. State river systems, especially those in Western Washington, could experience sediment loading that would push rivers out of their current beds, causing adverse effects on nearby communities. Floods would occur more frequently and cause greater damage. The FbD program also helps meet the Puget Sound Action Agenda's goal of restoring 15 percent of Puget Sound floodplains.

The Nature Conservancy conducted an informal poll of floodplain experts, including those in King, Pierce, and Yakima counties, and estimated local governments have at least \$2 billion in need during the next 20 years. In 2017, we shared this estimate with the Legislature.

The number of submitted projects, as well as polling data from floodplain managers, demonstrate the demand for FbD grant funding. In addition to the nine 2013-15 proviso projects, we received and funded the following:

# 461 - Department of Ecology Capital Project Request

2023-25 Biennium

\*

Version: BI Biennial 2023-25 Initial

Report Number: CBS002

Date Run: 9/12/2022 4:35PM

Project Number: 40000540

Project Title: 2023-25 Floodplains by Design

## Description

- In 2013-15, we received 22 applications and funded 13 projects.
- In 2015-17, we received 22 applications and funded seven projects.
- In 2017-19, we received 29 applications and funded seven projects.
- In 2019-21, we received 20 applications and funded 10 projects.
- In 2021-23, we received 20 applications and funded eight projects.

### Why is this the best option or alternative?

No other state fund source exists to achieve the scale of work needed to protect and restore Washington's floodplains. This nimble, collaborative approach ensures the ability to better meet the needs of local communities and allows for adjustment when new information is received. Continuing floodplain management projects on a piecemeal basis and/or viewing them through site-specific lenses only can actually exacerbate flood hazards, both locally and for neighboring communities. These approaches also fail to integrate other ecosystem actions taken by Ecology and other state agencies. Local communities often do not have sufficient resources to plan or manage game-changing flood risk reduction actions, such as levee setbacks, on their own. Relying on local resources puts a burden on economically disadvantaged communities that cannot support significant investments in floodplain management.

### How will clients be affected and services change if this project is funded?

By continuing this grant program, Ecology will provide ongoing assistance to our local and Tribal government partners to help them reduce flood risks while improving the environmental functions and economic benefits floodplains provide.

### How is the request impacting equity in the state?

The FbD grant program continues to promote and advance environmental justice (EJ) and equity.

Flooding disproportionately affects vulnerable populations. Not only are lower-income people more likely to live in neighborhoods and areas that are susceptible to flooding, they are also significantly disadvantaged in recovering from flood damage (Sherwin 2019, 273). These communities are also disproportionately people of color. To address these impacts, this grant program places importance on considering EJ and equity when developing a project. To support this, Ecology provides FbD applicants with EJ/equity resources to use during project development. In addition, the FbD funding guidelines allow the FbD partnership to adjust the final ranked project list to consider social and economic equity issues.

The FbD program intentionally puts a high value on Tribal engagement and involvement. Tribal sovereigns in Washington are often located near riverine and coastal waters, so they are affected by flooding hazards. The FbD grant funding guidelines emphasize the need for project proponents to conduct outreach to and engagement with tribes, and as part of the grant application process, Ecology requires project applicants to demonstrate Tribal support (with letters of support) if their project will affect one or more Tribes. The FbD program also provides grants directly to Tribal leads (over \$25.3 million in grants have been awarded directly to Tribes since 2013) and has Tribal staff on the project evaluation team. Tribal outreach and engagement is an important part of the overarching FbD program administration as well. For example, the FbD partnership recently sponsored a three-part Tribal training series to provide floodplain professionals with a deeper understanding of the multi-dimensionality of Tribal Nations in Washington State and convened a panel of Tribal leaders to promote cross-cultural learning and sharing throughout the FbD network.

# 461 - Department of Ecology Capital Project Request

2023-25 Biennium

\*

Version: BI Biennial 2023-25 Initial

Report Number: CBS002

Date Run: 9/12/2022 4:35PM

Project Number: 40000540

Project Title: 2023-25 Floodplains by Design

## Description

This capital budget will support the FbD's ongoing investment in projects critical to reducing flood hazards, which includes providing both direct relief to affected communities through capital projects and improving access to the decision-making and policy aspects of the broader FbD partnership.

### What is the agency's proposed funding strategy for the project?

Grants will be funded entirely through the State Building Construction Account. Recipients will be required to provide a 20 percent match for capital projects. Ecology will offer a match waiver for economically disadvantaged communities. The scoring system also favors projects that leverage other funding sources, including federal, state, tribal, local, and private funding. See our 2023-25 program funding guidelines here: <https://apps.ecology.wa.gov/publications/SummaryPages/2106028.html>.

Funding for this request includes \$20,000 to maintain and update the grant applications in the agency systems.

Please note, should State Building Construction Account capacity not be available to support this entire request; or, if there is a desire to add additional funding for FbD in 2023-25; an option would be to use the new Natural Climate Solutions Account (NCSA), created under 70A.65.270. Moneys in this account can be used to "reduce flood risk and restore floodplains" around the state, which is the primary goal of the FbD grant program. Most FbD projects also restore and protect fisheries habitat, including fish passage; protect and plant freshwater riparian areas to promote climate resilience; and protect and restore riparian habitat on natural and working lands. Appropriation from this account would be eligible to support FbD grants, however, under current law, revenue from the cap and trade program allowance auctions under the Climate Commitment Act (Chapter 70A.65) won't be available in the account until the start of fiscal year 2025.

### Are FTEs required to support this project?

This project requires 8.0 FTEs to provide project oversight, conduct performance and financial management, offer outreach to local floodplain management agencies, and coordinate with our partners at The Nature Conservancy, Bonneville Environmental Foundation, and Puget Sound Partnership. They advise local project sponsors on program expectations, project development and manage active projects, including performing site visits, coordinating with other grant programs and Ecology's Coordinated Strategic Initiative, and assisting with policy and budget development.

The current number of FTEs represents the same staffing levels as in the 2021-23 biennium.

Please note these FTEs support both this new appropriation and other related reappropriation projects under this capital program.

### How does the project support the agency and statewide results?

This request is essential to achieving the following Ecology goals, which also supports success with the Governor's team and his Results Washington initiatives:

Goal 1: Support and Engage our Communities, Customers, and Employees because it will promote progressive floodplain management concepts and encourage all local stakeholders to participate in the process to help identify statewide needs for projects and funding levels.

Goal 2: Reduce and Prepare for Climate Impacts because it will help communities consider future flooding scenarios and design ways to reduce flood hazards.

# 461 - Department of Ecology Capital Project Request

2023-25 Biennium

\*

Version: BI Biennial 2023-25 Initial

Report Number: CBS002

Date Run: 9/12/2022 4:35PM

Project Number: 40000540

Project Title: 2023-25 Floodplains by Design

## Description

Goal 4: Protect and Manage our State's Waters because it will provide increased financial assistance to support community-based projects that improve public protection from flood hazards and result in environmentally-sound floodplain management. It will also protect and restore floodplains in Puget Sound.

This request is essential to achieving the following Governor's Results Washington goals:

Goal 3: Sustainable Energy and a Clean Environment because it will prevent flood damage and reduce pollutants from entering into river and shoreline areas.

Goal 4: Healthy and Safe Communities because it will fund projects that provide communities the crucial resources and support they need to consider future flooding scenarios due to climate change and design ways to reduce flood hazards that will prevent loss of life and property during catastrophic flood events.

Goal 5: Effective, Efficient, and Accountable Government because coordinating the flood hazard reduction program with other state initiatives, such as salmon recovery and improving water quality increases opportunities for successful floodplain management.

This request supports the Puget Sound Action Agenda implementation through Ongoing Program OGP\_ECY13: Shorelands - Floodplains by Design, the Streams and Floodplains Vital Sign, and through the following Strategies and Actions, which contribute to Desired Outcomes for ecosystem recovery.

As stated in the agenda, "Fully funding high-priority state capital budget requests—including the Puget Sound Acquisition and Restoration (PSAR) Program, the Estuary and Salmon Restoration Program (ESRP), the Floodplains by Design Program, and the Stormwater Financial Assistance Program—are recognized as essential components of Puget Sound recovery".

Strategy 5: Floodplains and Estuaries. The requests supports protection and restoration of floodplains and estuaries by advancing integrated river basin management and implementation of reach-scale protection and restoration plans (Actions 20 and 24). The request also supports maintenance of a framework for integrated floodplain management to enhance outcomes for fish populations, flood risk, and agricultural viability (Action 19).

The request will contribute to the following Desired Outcomes:

1.1.1 Ecologically important lands (including beaches, estuaries, forests and wetlands, streams and floodplains) protected from development

1.1.2. Natural marine, estuarine, and freshwater shorelines (those not armored) protected to prevent future armoring and development

1.1.3. Future fragmentation of rivers, floodplains, and estuaries by structural barriers prevented

1.2.1. Conversion of agricultural lands and working forests to more intensive land uses (residential and commercial development) prevented

1.3.1 Levees, floodgates, tide gates, roads, existing development, and other barriers in floodplains and estuaries removed or their management altered

1.3.2. Armor on estuaries, lakes, and marine shorelines removed or softened

461 - Department of Ecology  
Capital Project Request

2023-25 Biennium

\*

Version: BI Biennial 2023-25 Initial

Report Number: CBS002

Date Run: 9/12/2022 4:35PM

Project Number: 40000540

Project Title: 2023-25 Floodplains by Design

**Description**

1.3.3. Culverts, dams, and other infrastructure removed, retrofitted, or managed to ensure fish passage and functional downstream habitat

1.4.1. In-stream and riparian areas of rivers and streams restored

1.4.2. Floodplains, tidal wetlands, and estuaries restored

This request also supports efforts under the Governors' Executive Order 18-02, Southern Resident Orca Recovery and Task Force through Recommendation 1. Significantly increase investment in restoration and acquisition of habitat in areas where Chinook stocks most benefit Southern Resident orcas.

This request also directly implements the following recommended priority and action in the 2021 Governor's salmon strategy update:

- Strategic Priority: 1. Protect and restore vital salmon habitat
- Action: 1a. Enforce and expand land use regulatory protection

**How will the other state programs or units of government be affected if this project is funded?**

The FbD program is improving the coordination and maximizing the effectiveness of combining various funding sources to achieve multiple floodplain management benefits. Other state agency partners, including the Department of Fish and Wildlife, Recreation and Conservation Office, and Puget Sound Partnership, continue to improve funding coordination. Local governments will have new funding to put flood hazard and ecosystem projects in place to make a long lasting impact, complementing other state and federal grant programs that support salmon habitat recovery.

**Proviso**

N/A

**Location**

City: Statewide

County: Statewide

Legislative District: 098

**Project Type**

Grants

461 - Department of Ecology  
 Capital Project Request

2023-25 Biennium

\*

Version: BI Biennial 2023-25 Initial

Report Number: CBS002

Date Run: 9/12/2022 4:35PM

Project Number: 40000540

Project Title: 2023-25 Floodplains by Design

**Description**

**Grant Recipient Organization:** Local and tribal gov't, flood control and conservation districts, and non-profit organizations.

**RCW that establishes grant:** N/A

**Application process used**

Ecology sends out a request for project proposals in November of odd-numbered years. In the subsequent even-numbered years, the following steps occur: In January, Ecology screens the pre-applications. In February, Ecology invites the applicants of approved pre-applications to give presentations and submit full grant applications. Finally, in May and June, a technical team of flood risk and ecosystem restoration experts score each project in accordance with program funding guidelines. Costs include maintenance and updates to the grant/loan applications in the agency's grant and loan system.

**Growth Management impacts**

N/A

**Funding**

Acct Code	Account Title	Estimated Total	Expenditures		2023-25 Fiscal Period	
			Prior Biennium	Current Biennium	Reappropriations	New Appropriations
057-1	State Bldg Constr-State	354,392,000				70,392,000
	<b>Total</b>	<b>354,392,000</b>	<b>0</b>	<b>0</b>	<b>0</b>	<b>70,392,000</b>
<b>Future Fiscal Periods</b>						
		<u>2025-27</u>	<u>2027-29</u>	<u>2029-31</u>	<u>2031-33</u>	
057-1	State Bldg Constr-State	71,000,000	71,000,000	71,000,000	71,000,000	
	<b>Total</b>	<b>71,000,000</b>	<b>71,000,000</b>	<b>71,000,000</b>	<b>71,000,000</b>	

**Operating Impacts**

No Operating Impact

**SubProjects**

SubProject Number: 40000541

SubProject Title: Private sector partner to Floodplains by Design



461 - Department of Ecology  
 Capital Project Request

2023-25 Biennium

\*

Version: BI Biennial 2023-25 Initial

Report Number: CBS002

Date Run: 9/12/2022 4:35PM

Project Number: 40000540

Project Title: 2023-25 Floodplains by Design

**SubProjects**

SubProject Number: 40000541

SubProject Title: Private sector partner to Floodplains by Design

Starting Fiscal Year: 2024

Project Class: Grant

Agency Priority: 7

**Project Summary**

According to the state’s 2018 Hazard Inventory and Vulnerability Assessment (page 240), “the costs of flood damages exceed the cost of all other natural hazards”. Since 1980, flooding has caused more than \$2 billion in damages to the state, with highly populated areas in Western Washington severely impacted. In the past, solutions to flooding problems were often out of sync with other ecosystem protection or restoration activities. The Floodplains by Design (FbD) grant program uses an integrated approach to manage our state’s flood-prone areas. Floodplains by Design grants provide funding that combine flood-hazard reduction actions with salmon recovery, habitat restoration, and other community benefits. The program is a public-private partnership between Ecology, The Nature Conservancy, Bonneville Environmental Foundation, and Puget Sound Partnership. Related to Puget Sound Action Agenda Implementation. (State Building Construction Account)

**Project Description**

Bonneville Environmental Foundation, as the primary partner in the public-private Floodplains by Design partnership, will provide critical program support including statewide technical assistance, technical studies, and facilitation of public-private-Tribal advisory groups related to implementing the proposed capital projects.

**Location**

City: Statewide

County: Statewide

Legislative District: 098

**Project Type**

Grants

**Grant Recipient Organization:** Local and tribal gov’t, flood control and conservation districts, and non-profit organizations.

**RCW that establishes grant:** N/A

**Application process used**

Ecology sends out a request for project proposals in November of odd-numbered years. In the subsequent even-numbered years, the following steps occur: In January, Ecology screens the pre-applications. In February, Ecology invites the applicants of approved pre-applications to give presentations and submit full grant applications. Finally, in May and June, a technical team of flood risk and ecosystem restoration experts score each project in accordance with program funding guidelines. Costs include maintenance and updates to the grant/loan applications in the agency’s grant and loan system.

**Growth Management impacts**

N/A

**Funding**

Acct Code	Account Title	Expenditures			2023-25 Fiscal Period	
		Estimated Total	Prior Biennium	Current Biennium	Reappropriations	New Appropriations
057-1	State Bldg Constr-State	824,000				824,000
	<b>Total</b>	<b>824,000</b>	<b>0</b>	<b>0</b>	<b>0</b>	<b>824,000</b>

461 - Department of Ecology  
 Capital Project Request

2023-25 Biennium

\*

Version: BI Biennial 2023-25 Initial

Report Number: CBS002

Date Run: 9/12/2022 4:35PM

Project Number: 40000540

Project Title: 2023-25 Floodplains by Design

**SubProjects**

SubProject Number: 40000541

SubProject Title: Private sector partner to Floodplains by Design

	Future Fiscal Periods			
	2025-27	2027-29	2029-31	2031-33
057-1 State Bldg Constr-State				
<b>Total</b>	<b>0</b>	<b>0</b>	<b>0</b>	<b>0</b>

Operating Impacts

No Operating Impact

SubProject Number: 40000542

SubProject Title: The Nooksack River: Floodplains that Work – Phase 3

Starting Fiscal Year: 2024

Project Class: Grant

Agency Priority: 7

**Project Summary**

According to the state’s 2018 Hazard Inventory and Vulnerability Assessment (page 240), “the costs of flood damages exceed the cost of all other natural hazards”. Since 1980, flooding has caused more than \$2 billion in damages to the state, with highly populated areas in Western Washington severely impacted. In the past, solutions to flooding problems were often out of sync with other ecosystem protection or restoration activities. The Floodplains by Design (FbD) grant program uses an integrated approach to manage our state’s flood-prone areas. Floodplains by Design grants provide funding that combine flood-hazard reduction actions with salmon recovery, habitat restoration, and other community benefits. The program is a public-private partnership between Ecology, The Nature Conservancy, Bonneville Environmental Foundation, and Puget Sound Partnership. Related to Puget Sound Action Agenda Implementation. (State Building Construction Account)

**Project Description**

This multi-phase project integrates flood hazard reduction and salmon recovery with the needs of agriculture and other land uses within the Nooksack River Watershed. Phases 1 and 2 are currently being implemented using FbD funds. Phase 3 will advance some of the Phase 1 and 2 project components. It will also incorporate additional components resulting from needs and opportunities arising from devastating flooding in 2021 and the collaborative Floodplain Integrated Planning (FLIP) process currently underway.

**Location**

City: Bellingham

County: Whatcom

Legislative District: 042

**Project Type**

Grants

461 - Department of Ecology  
 Capital Project Request

2023-25 Biennium

\*

Version: BI Biennial 2023-25 Initial

Report Number: CBS002

Date Run: 9/12/2022 4:35PM

Project Number: 40000540

Project Title: 2023-25 Floodplains by Design

**SubProjects**

SubProject Number: 40000542

SubProject Title: The Nooksack River: Floodplains that Work – Phase 3

Grant Recipient Organization: Local and tribal gov't, flood control and conservation districts, and non-profit organizations.

RCW that establishes grant: N/A

**Application process used**

Ecology sends out a request for project proposals in November of odd-numbered years. In the subsequent even-numbered years, the following steps occur: In January, Ecology screens the pre-applications. In February, Ecology invites the applicants of approved pre-applications to give presentations and submit full grant applications. Finally, in May and June, a technical team of flood risk and ecosystem restoration experts score each project in accordance with program funding guidelines. Costs include maintenance and updates to the grant/loan applications in the agency's grant and loan system.

**Growth Management impacts**

N/A

**Funding**

Acct Code	Account Title	Estimated Total	Expenditures		2023-25 Fiscal Period	
			Prior Biennium	Current Biennium	Reappropriations	New Appropriations
057-1	State Bldg Constr-State	10,300,000				10,300,000
	<b>Total</b>	<b>10,300,000</b>	<b>0</b>	<b>0</b>	<b>0</b>	<b>10,300,000</b>

**Future Fiscal Periods**

Acct Code	Account Title	Future Fiscal Periods			
		2025-27	2027-29	2029-31	2031-33
057-1	State Bldg Constr-State				
	<b>Total</b>	<b>0</b>	<b>0</b>	<b>0</b>	<b>0</b>

**Operating Impacts**

No Operating Impact

SubProject Number: 40000543

SubProject Title: Puyallup Watershed Floodplains for the Future (FFTF)

461 - Department of Ecology  
 Capital Project Request

2023-25 Biennium

\*

Version: BI Biennial 2023-25 Initial

Report Number: CBS002

Date Run: 9/12/2022 4:35PM

Project Number: 40000540

Project Title: 2023-25 Floodplains by Design

**SubProjects**

SubProject Number: 40000543

SubProject Title: Puyallup Watershed Floodplains for the Future (FFTF)

Starting Fiscal Year: 2024

Project Class: Grant

Agency Priority: 7

**Project Summary**

According to the state’s 2018 Hazard Inventory and Vulnerability Assessment (page 240), “the costs of flood damages exceed the cost of all other natural hazards”. Since 1980, flooding has caused more than \$2 billion in damages to the state, with highly populated areas in Western Washington severely impacted. In the past, solutions to flooding problems were often out of sync with other ecosystem protection or restoration activities. The Floodplains by Design (FbD) grant program uses an integrated approach to manage our state’s flood-prone areas. Floodplains by Design grants provide funding that combine flood-hazard reduction actions with salmon recovery, habitat restoration, and other community benefits. The program is a public-private partnership between Ecology, The Nature Conservancy, Bonneville Environmental Foundation, and Puget Sound Partnership. Related to Puget Sound Action Agenda Implementation. (State Building Construction Account)

**Project Description**

Floodplains for the Future (FFTF) is a watershed-wide program of multi-phase integrated projects on 300 river miles and 8 reaches of the Puyallup Watershed. The shared vision is to improve salmon habitat, protect communities and infrastructure from flooding, and preserve agricultural lands by implementing \$400-600M in integrated actions to restore 10.3 miles of natural riverine processes, re-connect 635 acres of floodplain, preserve up to 100 acres of farmland, develop projects, and produce six designs.

**Location**

City: Puyallup

County: Pierce

Legislative District: 025

**Project Type**

Grants

**Grant Recipient Organization:** Local and tribal gov't, flood control and conservation districts, and non-profit organizations.

**RCW that establishes grant:** N/A

**Application process used**

Ecology sends out a request for project proposals in November of odd-numbered years. In the subsequent even-numbered years, the following steps occur: In January, Ecology screens the pre-applications. In February, Ecology invites the applicants of approved pre-applications to give presentations and submit full grant applications. Finally, in May and June, a technical team of flood risk and ecosystem restoration experts score each project in accordance with program funding guidelines. Costs include maintenance and updates to the grant/loan applications in the agency’s grant and loan system.

**Growth Management impacts**

N/A

**Funding**

Acct Code	Account Title	Estimated Total	Expenditures		2023-25 Fiscal Period	
			Prior Biennium	Current Biennium	Reappropriations	New Appropriations
057-1	State Bldg Constr-State	10,290,000				10,290,000
<b>Total</b>		<b>10,290,000</b>	<b>0</b>	<b>0</b>	<b>0</b>	<b>10,290,000</b>

461 - Department of Ecology  
Capital Project Request

2023-25 Biennium

\*

Version: BI Biennial 2023-25 Initial

Report Number: CBS002

Date Run: 9/12/2022 4:35PM

Project Number: 40000540

Project Title: 2023-25 Floodplains by Design

**SubProjects**

SubProject Number: 40000543

SubProject Title: Puyallup Watershed Floodplains for the Future (FFTF)

	Future Fiscal Periods			
	2025-27	2027-29	2029-31	2031-33
057-1 State Bldg Constr-State				
<b>Total</b>	<b>0</b>	<b>0</b>	<b>0</b>	<b>0</b>

Operating Impacts

No Operating Impact

SubProject Number: 40000544

SubProject Title: Community Floodplain Solutions - Phase 3 Implementation

Starting Fiscal Year: 2024

Project Class: Grant

Agency Priority: 7

**Project Summary**

According to the state’s 2018 Hazard Inventory and Vulnerability Assessment (page 240), “the costs of flood damages exceed the cost of all other natural hazards”. Since 1980, flooding has caused more than \$2 billion in damages to the state, with highly populated areas in Western Washington severely impacted. In the past, solutions to flooding problems were often out of sync with other ecosystem protection or restoration activities. The Floodplains by Design (FbD) grant program uses an integrated approach to manage our state’s flood-prone areas. Floodplains by Design grants provide funding that combine flood-hazard reduction actions with salmon recovery, habitat restoration, and other community benefits. The program is a public-private partnership between Ecology, The Nature Conservancy, Bonneville Environmental Foundation, and Puget Sound Partnership. Related to Puget Sound Action Agenda Implementation. (State Building Construction Account)

**Project Description**

Community Floodplain Solutions (CFS) is a program that advances implementation of integrated floodplain management in the Snohomish Watershed. CFS aims to increase ecological function, reduce impact from flooding, and protect and enhance farmland productivity. Actions include design and construction of large-scale integrated floodplain projects, property acquisition, farmland conservation and efficiency enhancements, and project development.

**Location**

City: Snohomish

County: Snohomish

Legislative District: 044

**Project Type**

Grants

461 - Department of Ecology  
 Capital Project Request

2023-25 Biennium

\*

Version: BI Biennial 2023-25 Initial

Report Number: CBS002

Date Run: 9/12/2022 4:35PM

Project Number: 40000540

Project Title: 2023-25 Floodplains by Design

**SubProjects**

SubProject Number: 40000544

SubProject Title: Community Floodplain Solutions - Phase 3 Implementation

Grant Recipient Organization: Local and tribal gov't, flood control and conservation districts, and non-profit organizations.

RCW that establishes grant: N/A

**Application process used**

Ecology sends out a request for project proposals in November of odd-numbered years. In the subsequent even-numbered years, the following steps occur: In January, Ecology screens the pre-applications. In February, Ecology invites the applicants of approved pre-applications to give presentations and submit full grant applications. Finally, in May and June, a technical team of flood risk and ecosystem restoration experts score each project in accordance with program funding guidelines. Costs include maintenance and updates to the grant/loan applications in the agency's grant and loan system.

**Growth Management impacts**

N/A

**Funding**

Acct Code	Account Title	Estimated Total	Expenditures		2023-25 Fiscal Period	
			Prior Biennium	Current Biennium	Reappropriations	New Appropriations
057-1	State Bldg Constr-State	10,203,000				10,203,000
	<b>Total</b>	<b>10,203,000</b>	<b>0</b>	<b>0</b>	<b>0</b>	<b>10,203,000</b>

**Future Fiscal Periods**

Acct Code	Account Title	Future Fiscal Periods			
		2025-27	2027-29	2029-31	2031-33
057-1	State Bldg Constr-State				
	<b>Total</b>	<b>0</b>	<b>0</b>	<b>0</b>	<b>0</b>

**Operating Impacts**

No Operating Impact

SubProject Number: 40000545

SubProject Title: Stillaguamish Watershed Floodplains and Farmlands

461 - Department of Ecology  
 Capital Project Request

2023-25 Biennium

\*

Version: BI Biennial 2023-25 Initial

Report Number: CBS002

Date Run: 9/12/2022 4:35PM

Project Number: 40000540

Project Title: 2023-25 Floodplains by Design

**SubProjects**

SubProject Number: 40000545

SubProject Title: Stillaguamish Watershed Floodplains and Farmlands

Starting Fiscal Year: 2024

Project Class: Grant

Agency Priority: 7

**Project Summary**

According to the state’s 2018 Hazard Inventory and Vulnerability Assessment (page 240), “the costs of flood damages exceed the cost of all other natural hazards”. Since 1980, flooding has caused more than \$2 billion in damages to the state, with highly populated areas in Western Washington severely impacted. In the past, solutions to flooding problems were often out of sync with other ecosystem protection or restoration activities. The Floodplains by Design (FbD) grant program uses an integrated approach to manage our state’s flood-prone areas. Floodplains by Design grants provide funding that combine flood-hazard reduction actions with salmon recovery, habitat restoration, and other community benefits. The program is a public-private partnership between Ecology, The Nature Conservancy, Bonneville Environmental Foundation, and Puget Sound Partnership. Related to Puget Sound Action Agenda Implementation. (State Building Construction Account)

**Project Description**

This project is a cooperative effort among watershed partners aimed at achieving the following goals: increased ecological function; reduced flood impacts; protected and enhanced farmland productivity; maintained open space; and improved water quality. This project is a combination of projects that were funded by two previous FBD grant rounds, and includes new reach and site scale actions within the Stillaguamish Watershed.

**Location**

City: Arlington

County: Snohomish

Legislative District: 039

**Project Type**

Grants

**Grant Recipient Organization:** Local and tribal gov’t, flood control and conservation districts, and non-profit organizations.

**RCW that establishes grant:** N/A

**Application process used**

Ecology sends out a request for project proposals in November of odd-numbered years. In the subsequent even-numbered years, the following steps occur: In January, Ecology screens the pre-applications. In February, Ecology invites the applicants of approved pre-applications to give presentations and submit full grant applications. Finally, in May and June, a technical team of flood risk and ecosystem restoration experts score each project in accordance with program funding guidelines. Costs include maintenance and updates to the grant/loan applications in the agency’s grant and loan system.

**Growth Management impacts**

N/A

<u>Funding</u>		<u>Expenditures</u>			<u>2023-25 Fiscal Period</u>	
<u>Acct Code</u>	<u>Account Title</u>	<u>Estimated Total</u>	<u>Prior Biennium</u>	<u>Current Biennium</u>	<u>Reappropriations</u>	<u>New Approps</u>
057-1	State Bldg Constr-State	9,106,000				9,106,000
	<b>Total</b>	<b>9,106,000</b>	<b>0</b>	<b>0</b>	<b>0</b>	<b>9,106,000</b>

461 - Department of Ecology  
 Capital Project Request

2023-25 Biennium

\*

Version: BI Biennial 2023-25 Initial

Report Number: CBS002

Date Run: 9/12/2022 4:35PM

Project Number: 40000540

Project Title: 2023-25 Floodplains by Design

**SubProjects**

SubProject Number: 40000545

SubProject Title: Stillaguamish Watershed Floodplains and Farmlands

	Future Fiscal Periods			
	2025-27	2027-29	2029-31	2031-33
057-1 State Bldg Constr-State				
<b>Total</b>	<b>0</b>	<b>0</b>	<b>0</b>	<b>0</b>

Operating Impacts

No Operating Impact

SubProject Number: 40000546

SubProject Title: Hamilton Floodplain Education, Property Acquisition, and Restorat

Starting Fiscal Year: 2024

Project Class: Grant

Agency Priority: 7

**Project Summary**

According to the state’s 2018 Hazard Inventory and Vulnerability Assessment (page 240), “the costs of flood damages exceed the cost of all other natural hazards”. Since 1980, flooding has caused more than \$2 billion in damages to the state, with highly populated areas in Western Washington severely impacted. In the past, solutions to flooding problems were often out of sync with other ecosystem protection or restoration activities. The Floodplains by Design (FbD) grant program uses an integrated approach to manage our state’s flood-prone areas. Floodplains by Design grants provide funding that combine flood-hazard reduction actions with salmon recovery, habitat restoration, and other community benefits. The program is a public-private partnership between Ecology, The Nature Conservancy, Bonneville Environmental Foundation, and Puget Sound Partnership. Related to Puget Sound Action Agenda Implementation. (State Building Construction Account)

**Project Description**

The Town of Hamilton has long suffered frequent flooding. With a successful Floodplains by Design award, partners can work to accomplish the long-held goals of: 1) developing a Community Flood Education Program; 2) supporting property owners with selling their vulnerable properties; and 3) following the acquisition of vulnerable properties, restoring the floodway through structure demolition, septic removal, and planting of native species on acquired properties.

**Location**

City: Hamilton

County: Skagit

Legislative District: 039

**Project Type**

Grants



461 - Department of Ecology  
 Capital Project Request

2023-25 Biennium

\*

Version: BI Biennial 2023-25 Initial

Report Number: CBS002

Date Run: 9/12/2022 4:35PM

Project Number: 40000540

Project Title: 2023-25 Floodplains by Design

**SubProjects**

SubProject Number: 40000546

SubProject Title: Hamilton Floodplain Education, Property Acquisition, and Restorat

Grant Recipient Organization: Local and tribal gov't, flood control and conservation districts, and non-profit organizations.

RCW that establishes grant: N/A

**Application process used**

Ecology sends out a request for project proposals in November of odd-numbered years. In the subsequent even-numbered years, the following steps occur: In January, Ecology screens the pre-applications. In February, Ecology invites the applicants of approved pre-applications to give presentations and submit full grant applications. Finally, in May and June, a technical team of flood risk and ecosystem restoration experts score each project in accordance with program funding guidelines. Costs include maintenance and updates to the grant/loan applications in the agency's grant and loan system.

**Growth Management impacts**

N/A

**Funding**

Acct Code	Account Title	Estimated Total	Expenditures		2023-25 Fiscal Period	
			Prior Biennium	Current Biennium	Reappropriations	New Appropriations
057-1	State Bldg Constr-State	3,645,000				3,645,000
	<b>Total</b>	<b>3,645,000</b>	<b>0</b>	<b>0</b>	<b>0</b>	<b>3,645,000</b>

**Future Fiscal Periods**

Acct Code	Account Title	Future Fiscal Periods			
		2025-27	2027-29	2029-31	2031-33
057-1	State Bldg Constr-State				
	<b>Total</b>	<b>0</b>	<b>0</b>	<b>0</b>	<b>0</b>

**Operating Impacts**

No Operating Impact

SubProject Number: 40000547

SubProject Title: Methow River – Twisp Confluence Floodway Restoration Project

461 - Department of Ecology  
 Capital Project Request

2023-25 Biennium

\*

Version: BI Biennial 2023-25 Initial

Report Number: CBS002

Date Run: 9/12/2022 4:35PM

Project Number: 40000540

Project Title: 2023-25 Floodplains by Design

**SubProjects**

SubProject Number: 40000547

SubProject Title: Methow River – Twisp Confluence Floodway Restoration Project

Starting Fiscal Year: 2024

Project Class: Grant

Agency Priority: 7

**Project Summary**

According to the state’s 2018 Hazard Inventory and Vulnerability Assessment (page 240), “the costs of flood damages exceed the cost of all other natural hazards”. Since 1980, flooding has caused more than \$2 billion in damages to the state, with highly populated areas in Western Washington severely impacted. In the past, solutions to flooding problems were often out of sync with other ecosystem protection or restoration activities. The Floodplains by Design (FbD) grant program uses an integrated approach to manage our state’s flood-prone areas. Floodplains by Design grants provide funding that combine flood-hazard reduction actions with salmon recovery, habitat restoration, and other community benefits. The program is a public-private partnership between Ecology, The Nature Conservancy, Bonneville Environmental Foundation, and Puget Sound Partnership. Related to Puget Sound Action Agenda Implementation. (State Building Construction Account)

**Project Description**

The project will acquire up to nine at-risk private parcels threatened with Methow River flooding within Twisp to restore salmon habitat, protect lives and property, and prevent flood protection measures from being constructed. Project includes pre-acquisition work, fee title purchases of land, removal of existing infrastructure from the floodway, and planning for improving public access opportunities and salmon habitat restoration.

**Location**

City: Twisp

County: Okanogan

Legislative District: 012

**Project Type**

Grants

**Grant Recipient Organization:** Local and tribal gov’t, flood control and conservation districts, and non-profit organizations.

**RCW that establishes grant:** N/A

**Application process used**

Ecology sends out a request for project proposals in November of odd-numbered years. In the subsequent even-numbered years, the following steps occur: In January, Ecology screens the pre-applications. In February, Ecology invites the applicants of approved pre-applications to give presentations and submit full grant applications. Finally, in May and June, a technical team of flood risk and ecosystem restoration experts score each project in accordance with program funding guidelines. Costs include maintenance and updates to the grant/loan applications in the agency’s grant and loan system.

**Growth Management impacts**

N/A

**Funding**

Acct Code	Account Title	Estimated Total	Expenditures		2023-25 Fiscal Period	
			Prior Biennium	Current Biennium	Reappropriations	New Appropriations
057-1	State Bldg Constr-State	4,399,000				4,399,000
	<b>Total</b>	<b>4,399,000</b>	<b>0</b>	<b>0</b>	<b>0</b>	<b>4,399,000</b>

461 - Department of Ecology  
Capital Project Request

2023-25 Biennium

\*

Version: BI Biennial 2023-25 Initial

Report Number: CBS002

Date Run: 9/12/2022 4:35PM

Project Number: 40000540

Project Title: 2023-25 Floodplains by Design

**SubProjects**

SubProject Number: 40000547

SubProject Title: Methow River – Twisp Confluence Floodway Restoration Project

	Future Fiscal Periods			
	2025-27	2027-29	2029-31	2031-33
057-1 State Bldg Constr-State				
<b>Total</b>	<b>0</b>	<b>0</b>	<b>0</b>	<b>0</b>

Operating Impacts

No Operating Impact

SubProject Number: 40000548

SubProject Title: Hanson Ponds Floodplain Restoration Project

Starting Fiscal Year: 2024

Project Class: Grant

Agency Priority: 7

**Project Summary**

According to the state’s 2018 Hazard Inventory and Vulnerability Assessment (page 240), “the costs of flood damages exceed the cost of all other natural hazards”. Since 1980, flooding has caused more than \$2 billion in damages to the state, with highly populated areas in Western Washington severely impacted. In the past, solutions to flooding problems were often out of sync with other ecosystem protection or restoration activities. The Floodplains by Design (FbD) grant program uses an integrated approach to manage our state’s flood-prone areas. Floodplains by Design grants provide funding that combine flood-hazard reduction actions with salmon recovery, habitat restoration, and other community benefits. The program is a public-private partnership between Ecology, The Nature Conservancy, Bonneville Environmental Foundation, and Puget Sound Partnership. Related to Puget Sound Action Agenda Implementation. (State Building Construction Account)

**Project Description**

The Kittitas Conservation Trust (KCT) project will support design funding for the Hanson Ponds Restoration Project, a multi-faceted project that will: 1) protect critical local and state infrastructure – regional sewer outfall and I-90; 2) flood hazard reduction for adjacent and downstream landowners; 3) improve floodplain function; 4) create and enhance off-channel salmon and native fish habitat; 5) create high-quality wetland habitat; and 6) enhance recreational opportunities for the community.

**Location**

City: Ellensburg

County: Kittitas

Legislative District: 013

**Project Type**

Grants

461 - Department of Ecology  
 Capital Project Request

2023-25 Biennium

\*

Version: BI Biennial 2023-25 Initial

Report Number: CBS002

Date Run: 9/12/2022 4:35PM

Project Number: 40000540

Project Title: 2023-25 Floodplains by Design

**SubProjects**

SubProject Number: 40000548

SubProject Title: Hanson Ponds Floodplain Restoration Project

Grant Recipient Organization: Local and tribal gov't, flood control and conservation districts, and non-profit organizations.

RCW that establishes grant: N/A

**Application process used**

Ecology sends out a request for project proposals in November of odd-numbered years. In the subsequent even-numbered years, the following steps occur: In January, Ecology screens the pre-applications. In February, Ecology invites the applicants of approved pre-applications to give presentations and submit full grant applications. Finally, in May and June, a technical team of flood risk and ecosystem restoration experts score each project in accordance with program funding guidelines. Costs include maintenance and updates to the grant/loan applications in the agency's grant and loan system.

**Growth Management impacts**

N/A

**Funding**

Acct Code	Account Title	Estimated Total	Expenditures		2023-25 Fiscal Period	
			Prior Biennium	Current Biennium	Reappropriations	New Appropriations
057-1	State Bldg Constr-State	1,033,000				1,033,000
	<b>Total</b>	<b>1,033,000</b>	<b>0</b>	<b>0</b>	<b>0</b>	<b>1,033,000</b>
<b>Future Fiscal Periods</b>						
		<u>2025-27</u>	<u>2027-29</u>	<u>2029-31</u>	<u>2031-33</u>	
057-1	State Bldg Constr-State	0	0	0	0	
	<b>Total</b>	<b>0</b>	<b>0</b>	<b>0</b>	<b>0</b>	

**Operating Impacts**

No Operating Impact

SubProject Number: 40000549

SubProject Title: Sugar Channels Reconnection Project

461 - Department of Ecology  
 Capital Project Request

2023-25 Biennium

\*

Version: BI Biennial 2023-25 Initial

Report Number: CBS002

Date Run: 9/12/2022 4:35PM

Project Number: 40000540

Project Title: 2023-25 Floodplains by Design

**SubProjects**

SubProject Number: 40000549

SubProject Title: Sugar Channels Reconnection Project

Starting Fiscal Year: 2024

Project Class: Grant

Agency Priority: 7

**Project Summary**

According to the state’s 2018 Hazard Inventory and Vulnerability Assessment (page 240), “the costs of flood damages exceed the cost of all other natural hazards”. Since 1980, flooding has caused more than \$2 billion in damages to the state, with highly populated areas in Western Washington severely impacted. In the past, solutions to flooding problems were often out of sync with other ecosystem protection or restoration activities. The Floodplains by Design (FbD) grant program uses an integrated approach to manage our state’s flood-prone areas. Floodplains by Design grants provide funding that combine flood-hazard reduction actions with salmon recovery, habitat restoration, and other community benefits. The program is a public-private partnership between Ecology, The Nature Conservancy, Bonneville Environmental Foundation, and Puget Sound Partnership. Related to Puget Sound Action Agenda Implementation. (State Building Construction Account)

**Project Description**

This project will: 1) restore floodplain capacity and connectivity; 2) provide additional opportunities for channel migration; 3) improve instream structural complexity; and 4) improve riparian conditions to support creation of off-channel and channel margin areas needed by listed salmonids along 1.5 miles of the Methow River while maintaining necessary flood protection of infrastructure.

**Location**

City: Twisp

County: Okanogan

Legislative District: 012

**Project Type**

Grants

**Grant Recipient Organization:** Local and tribal gov’t, flood control and conservation districts, and non-profit organizations.

**RCW that establishes grant:** N/A

**Application process used**

Ecology sends out a request for project proposals in November of odd-numbered years. In the subsequent even-numbered years, the following steps occur: In January, Ecology screens the pre-applications. In February, Ecology invites the applicants of approved pre-applications to give presentations and submit full grant applications. Finally, in May and June, a technical team of flood risk and ecosystem restoration experts score each project in accordance with program funding guidelines. Costs include maintenance and updates to the grant/loan applications in the agency’s grant and loan system.

**Growth Management impacts**

N/A

<u>Funding</u>		<u>Expenditures</u>			<u>2023-25 Fiscal Period</u>	
<u>Acct Code</u>	<u>Account Title</u>	<u>Estimated Total</u>	<u>Prior Biennium</u>	<u>Current Biennium</u>	<u>Reappropriations</u>	<u>New Approps</u>
057-1	State Bldg Constr-State	1,335,000				1,335,000
	<b>Total</b>	<b>1,335,000</b>	<b>0</b>	<b>0</b>	<b>0</b>	<b>1,335,000</b>

461 - Department of Ecology  
Capital Project Request

2023-25 Biennium

\*

Version: BI Biennial 2023-25 Initial

Report Number: CBS002

Date Run: 9/12/2022 4:35PM

Project Number: 40000540

Project Title: 2023-25 Floodplains by Design

**SubProjects**

SubProject Number: 40000549

SubProject Title: Sugar Channels Reconnection Project

	Future Fiscal Periods			
	2025-27	2027-29	2029-31	2031-33
057-1 State Bldg Constr-State				
<b>Total</b>	<b>0</b>	<b>0</b>	<b>0</b>	<b>0</b>

Operating Impacts

No Operating Impact

SubProject Number: 40000550

SubProject Title: Samish Basin Working Lands Conservation

Starting Fiscal Year: 2024

Project Class: Grant

Agency Priority: 7

**Project Summary**

According to the state’s 2018 Hazard Inventory and Vulnerability Assessment (page 240), “the costs of flood damages exceed the cost of all other natural hazards”. Since 1980, flooding has caused more than \$2 billion in damages to the state, with highly populated areas in Western Washington severely impacted. In the past, solutions to flooding problems were often out of sync with other ecosystem protection or restoration activities. The Floodplains by Design (FbD) grant program uses an integrated approach to manage our state’s flood-prone areas. Floodplains by Design grants provide funding that combine flood-hazard reduction actions with salmon recovery, habitat restoration, and other community benefits. The program is a public-private partnership between Ecology, The Nature Conservancy, Bonneville Environmental Foundation, and Puget Sound Partnership. Related to Puget Sound Action Agenda Implementation. (State Building Construction Account)

**Project Description**

This FbD project initiates modeling and data collection that lead to: 1) larger scale landscape restoration; 2) flood hazard reduction; 3) farm productivity; 4) fish habitat enhancement; and 4) shellfish growing area bacteria reduction. Colony Creek restoration will eliminate daily winter flooding of Colony Road and reduce flooding of Blanchard. Fecal coliform surface water treatment will reduce pathogens to Samish Bay. Telemetric stations will report live data on groundwater elevation and salinity/conductivity.

**Location**

City: Unincorporated

County: Skagit

Legislative District: 040

**Project Type**

Grants

461 - Department of Ecology  
 Capital Project Request

2023-25 Biennium

\*

Version: BI Biennial 2023-25 Initial

Report Number: CBS002

Date Run: 9/12/2022 4:35PM

Project Number: 40000540

Project Title: 2023-25 Floodplains by Design

**SubProjects**

SubProject Number: 40000550

SubProject Title: Samish Basin Working Lands Conservation

Grant Recipient Organization: Local and tribal gov't, flood control and conservation districts, and non-profit organizations.

RCW that establishes grant: N/A

**Application process used**

Ecology sends out a request for project proposals in November of odd-numbered years. In the subsequent even-numbered years, the following steps occur: In January, Ecology screens the pre-applications. In February, Ecology invites the applicants of approved pre-applications to give presentations and submit full grant applications. Finally, in May and June, a technical team of flood risk and ecosystem restoration experts score each project in accordance with program funding guidelines. Costs include maintenance and updates to the grant/loan applications in the agency's grant and loan system.

**Growth Management impacts**

N/A

**Funding**

Acct Code	Account Title	Estimated Total	Expenditures		2023-25 Fiscal Period	
			Prior Biennium	Current Biennium	Reappropriations	New Appropriations
057-1	State Bldg Constr-State	237,000				237,000
	<b>Total</b>	<b>237,000</b>	<b>0</b>	<b>0</b>	<b>0</b>	<b>237,000</b>

**Future Fiscal Periods**

Acct Code	Account Title	2025-27	2027-29	2029-31	2031-33
		057-1	State Bldg Constr-State	0	0
	<b>Total</b>	<b>0</b>	<b>0</b>	<b>0</b>	<b>0</b>

**Operating Impacts**

No Operating Impact

SubProject Number: 40000551

SubProject Title: Quillayute River Historic Oxbow Project

461 - Department of Ecology  
 Capital Project Request

2023-25 Biennium

\*

Version: BI Biennial 2023-25 Initial

Report Number: CBS002

Date Run: 9/12/2022 4:35PM

Project Number: 40000540

Project Title: 2023-25 Floodplains by Design

**SubProjects**

SubProject Number: 40000551

SubProject Title: Quillayute River Historic Oxbow Project

Starting Fiscal Year: 2024

Project Class: Grant

Agency Priority: 7

**Project Summary**

According to the state’s 2018 Hazard Inventory and Vulnerability Assessment (page 240), “the costs of flood damages exceed the cost of all other natural hazards”. Since 1980, flooding has caused more than \$2 billion in damages to the state, with highly populated areas in Western Washington severely impacted. In the past, solutions to flooding problems were often out of sync with other ecosystem protection or restoration activities. The Floodplains by Design (FbD) grant program uses an integrated approach to manage our state’s flood-prone areas. Floodplains by Design grants provide funding that combine flood-hazard reduction actions with salmon recovery, habitat restoration, and other community benefits. The program is a public-private partnership between Ecology, The Nature Conservancy, Bonneville Environmental Foundation, and Puget Sound Partnership. Related to Puget Sound Action Agenda Implementation. (State Building Construction Account)

**Project Description**

The Historic Oxbow Project is part of a multi-phased restoration action plan to restore natural riverine processes throughout the Quillayute River. The project will: 1) reconnect and restore an oxbow that has been artificially disconnected in order to improve floodplain function and connectivity; 2) alleviate erosion; 3) reduce flood hazards; 4) improve salmon habitat; 5) improve access to Tribal & recreational fishing; and 6) increase climate resiliency.

**Location**

City: Unincorporated

County: Clallam

Legislative District: 024

**Project Type**

Grants

**Grant Recipient Organization:** Local and tribal gov’t, flood control and conservation districts, and non-profit organizations.

**RCW that establishes grant:** N/A

**Application process used**

Ecology sends out a request for project proposals in November of odd-numbered years. In the subsequent even-numbered years, the following steps occur: In January, Ecology screens the pre-applications. In February, Ecology invites the applicants of approved pre-applications to give presentations and submit full grant applications. Finally, in May and June, a technical team of flood risk and ecosystem restoration experts score each project in accordance with program funding guidelines. Costs include maintenance and updates to the grant/loan applications in the agency’s grant and loan system.

**Growth Management impacts**

N/A

<u>Funding</u>		<u>Expenditures</u>			<u>2023-25 Fiscal Period</u>	
<u>Acct Code</u>	<u>Account Title</u>	<u>Estimated Total</u>	<u>Prior Biennium</u>	<u>Current Biennium</u>	<u>Reappropriations</u>	<u>New Appropriations</u>
057-1	State Bldg Constr-State	10,439,000				10,439,000
<b>Total</b>		<b>10,439,000</b>	<b>0</b>	<b>0</b>	<b>0</b>	<b>10,439,000</b>



461 - Department of Ecology  
Capital Project Request

2023-25 Biennium

\*

Version: BI Biennial 2023-25 Initial

Report Number: CBS002

Date Run: 9/12/2022 4:35PM

Project Number: 40000540

Project Title: 2023-25 Floodplains by Design

**SubProjects**

SubProject Number: 40000551

SubProject Title: Quillayute River Historic Oxbow Project

	Future Fiscal Periods			
	2025-27	2027-29	2029-31	2031-33
057-1 State Bldg Constr-State				
<b>Total</b>	<b>0</b>	<b>0</b>	<b>0</b>	<b>0</b>

Operating Impacts

No Operating Impact

SubProject Number: 40000552

SubProject Title: Lower East Fork Floodplain Reclamation Project

Starting Fiscal Year: 2024

Project Class: Grant

Agency Priority: 7

**Project Summary**

According to the state’s 2018 Hazard Inventory and Vulnerability Assessment (page 240), “the costs of flood damages exceed the cost of all other natural hazards”. Since 1980, flooding has caused more than \$2 billion in damages to the state, with highly populated areas in Western Washington severely impacted. In the past, solutions to flooding problems were often out of sync with other ecosystem protection or restoration activities. The Floodplains by Design (FbD) grant program uses an integrated approach to manage our state’s flood-prone areas. Floodplains by Design grants provide funding that combine flood-hazard reduction actions with salmon recovery, habitat restoration, and other community benefits. The program is a public-private partnership between Ecology, The Nature Conservancy, Bonneville Environmental Foundation, and Puget Sound Partnership. Related to Puget Sound Action Agenda Implementation. (State Building Construction Account)

**Project Description**

The project reduces flood and erosion risk, while restoring floodplain function along 3 miles of the lower East Fork Lewis River severely impacted by gravel mining and development. The project restores in-stream and floodplain habitat and eliminates a thermal barrier within this ecologically important reach that is critical to the recovery of 5 lower Columbia salmonids. The project will regrade the floodplain, remove 4 levees, relocate public infrastructure, and rebuild the channel.

**Location**

City: La Center

County: Clark

Legislative District: 018

**Project Type**

Grants

461 - Department of Ecology  
 Capital Project Request

2023-25 Biennium

\*

Version: BI Biennial 2023-25 Initial

Report Number: CBS002

Date Run: 9/12/2022 4:35PM

Project Number: 40000540

Project Title: 2023-25 Floodplains by Design

**SubProjects**

SubProject Number: 40000552

SubProject Title: Lower East Fork Floodplain Reclamation Project

Grant Recipient Organization: Local and tribal gov't, flood control and conservation districts, and non-profit organizations.

RCW that establishes grant: N/A

**Application process used**

Ecology sends out a request for project proposals in November of odd-numbered years. In the subsequent even-numbered years, the following steps occur: In January, Ecology screens the pre-applications. In February, Ecology invites the applicants of approved pre-applications to give presentations and submit full grant applications. Finally, in May and June, a technical team of flood risk and ecosystem restoration experts score each project in accordance with program funding guidelines. Costs include maintenance and updates to the grant/loan applications in the agency's grant and loan system.

**Growth Management impacts**

N/A

**Funding**

Acct Code	Account Title	Estimated Total	Expenditures		2023-25 Fiscal Period	
			Prior Biennium	Current Biennium	Reappropriations	New Appropriations
057-1	State Bldg Constr-State	8,581,000				8,581,000
	<b>Total</b>	<b>8,581,000</b>	<b>0</b>	<b>0</b>	<b>0</b>	<b>8,581,000</b>

**Future Fiscal Periods**

Acct Code	Account Title	Future Fiscal Periods			
		2025-27	2027-29	2029-31	2031-33
057-1	State Bldg Constr-State				
	<b>Total</b>	<b>0</b>	<b>0</b>	<b>0</b>	<b>0</b>

**Operating Impacts**

No Operating Impact

SubProject Number: 40000558

SubProject Title: 2023-25 Floodplains by Design Ten Year Financial Plan

461 - Department of Ecology  
 Capital Project Request

2023-25 Biennium

\*

Version: BI Biennial 2023-25 Initial

Report Number: CBS002

Date Run: 9/12/2022 4:35PM

Project Number: 40000540

Project Title: 2023-25 Floodplains by Design

**SubProjects**

SubProject Number: 40000558

SubProject Title: 2023-25 Floodplains by Design Ten Year Financial Plan

Starting Fiscal Year: 2024

Project Class: Grant

Agency Priority: 7

**Project Summary**

According to the state’s 2018 Hazard Inventory and Vulnerability Assessment (page 240), “the costs of flood damages exceed the cost of all other natural hazards”. Since 1980, flooding has caused more than \$2 billion in damages to the state, with highly populated areas in Western Washington severely impacted. In the past, solutions to flooding problems were often out of sync with other ecosystem protection or restoration activities. The Floodplains by Design (FbD) grant program uses an integrated approach to manage our state’s flood-prone areas. Floodplains by Design grants provide funding that combine flood-hazard reduction actions with salmon recovery, habitat restoration, and other community benefits. The program is a public-private partnership between Ecology, The Nature Conservancy, Bonneville Environmental Foundation, and Puget Sound Partnership. Related to Puget Sound Action Agenda Implementation. (State Building Construction Account)

**Project Description**

Ten year financial plan

**Location**

City: Statewide

County: Statewide

Legislative District: 098

**Project Type**

Grants

**Grant Recipient Organization:** Local and tribal gov't, flood control and conservation districts, and non-profit organizations.

**RCW that establishes grant:** N/A

**Application process used**

Ecology sends out a request for project proposals in November of odd-numbered years. In the subsequent even-numbered years, the following steps occur: In January, Ecology screens the pre-applications. In February, Ecology invites the applicants of approved pre-applications to give presentations and submit full grant applications. Finally, in May and June, a technical team of flood risk and ecosystem restoration experts score each project in accordance with program funding guidelines. Costs include maintenance and updates to the grant/loan applications in the agency’s grant and loan system.

**Growth Management impacts**

N/A

**Funding**

Acct Code	Account Title	Estimated Total	Expenditures		2023-25 Fiscal Period	
			Prior Biennium	Current Biennium	Reapprops	New Approps
057-1	State Bldg Constr-State	284,000,000				
	<b>Total</b>	<b>284,000,000</b>	<b>0</b>	<b>0</b>	<b>0</b>	<b>0</b>

461 - Department of Ecology  
Capital Project Request

2023-25 Biennium

\*

Version: BI Biennial 2023-25 Initial

Report Number: CBS002

Date Run: 9/12/2022 4:35PM

Project Number: 40000540

Project Title: 2023-25 Floodplains by Design

**SubProjects**

SubProject Number: 40000558

SubProject Title: 2023-25 Floodplains by Design Ten Year Financial Plan

		Future Fiscal Periods			
		2025-27	2027-29	2029-31	2031-33
057-1	State Bldg Constr-State	71,000,000	71,000,000	71,000,000	71,000,000
	<b>Total</b>	<b>71,000,000</b>	<b>71,000,000</b>	<b>71,000,000</b>	<b>71,000,000</b>

Operating Impacts

No Operating Impact

**Ecology 2023-25 Capital Budget Project List**  
**SEA Program/Coastal, Shorelands and Floods Section**  
**Floodplains by Design**



August 2022

**Purpose:** This list represents the projects proposed for State Building Construction Account funding in the 2023-25 budget request from Ecology. Flooding is the number one natural hazard in Washington State. It has caused more than \$2 billion in damages to the state since 1980, with the highly populated areas in Western Washington most at risk. In the past, solutions to flooding problems were often out of sync with other ecosystem protection or restoration activities. This request will fund new projects that provide both flood hazard reduction and ecosystem and salmon recovery benefits in communities prone to flooding. Ecology requests \$70,391,997 from the State Building Construction Account to continue the flood hazard reduction efforts through the capital Floodplains by Design grant program. All projects are promoting the integrated Floodplain Management concept to provide multiple benefits and outcomes. Also, the program encourages the use of multiple funding sources to leverage our investments. The Floodplains by Design program coordinates with the Puget Sound Acquisition and Restoration Program (PSAR), Estuary and Salmon Restoration Program (ESRP), Salmon Recovery Funding Board (SRFB), and Ecology's Water Quality Financial Assistance programs by comparing project lists and determining the best funding approach. Additional benefits will be realized if complementary projects are funded together; however, the projects on this list are stand-alone and each one can proceed without depending on other grant funding.

**Application Process:** Pre-applications were invited in November, 2021. Due in January 2022, the pre-applications were screened by Ecology staff to determine if the proposal should be advanced to the full application process. Qualifying projects were invited to give a presentation in February, 2022, and submit a full application by mid-May, 2022. Full applications were scored by a 12-member technical review panel that included representatives from Ecology's Floodplain Management team, WA Department of Fish and Wildlife, WA Department of Agriculture, Snohomish Conservation District, Bonneville Environmental Foundation (BEF), WA State Conservation Commission, and a staff member from the Squaxin Island Tribe. Projects were scored according to their technical elements. Scoring is not the only factor considered during ranking.

The scored projects were then ranked by Ecology, BEF, and other members of the FbD Partnership in accordance with Ecology's Floodplains by Design 2023-25 Funding Guidelines (Pub. # 21-06-028). Considerations beyond the scoring include: scope of the project(s) proposed; geographic diversity; supporting ongoing projects; previous performance by grant recipients; and reducing funding to some areas based on current funding and expected progress of the project. Potential projects were also shared with other capital budget based grant programs for coordination and to keep them informed, including PSAR, SRFB, and Ecology's Water Quality Financial Assistance program. By aligning the various salmon and water grant programs, the program hopes to collectively optimize leveraging of state and federal dollars for the benefit of local floodplain management efforts.

Rank	Applicant / Recipient	Project Title	Project Description	Amount	Site Address	City	County	Leg. District	WRIA	Lat.	Long.
1	Bonneville Environmental Foundation	Private sector partner to Floodplains by Design	Bonneville Environmental Foundation, as the primary partner in the public-private Floodplains by Design partnership, will provide critical program support including statewide technical assistance, technical studies, and facilitation of public-private-Tribal advisory groups related to implementing the proposed capital projects.	824,000	statewide	statewide	statewide	statewide	statewide	statewide	statewide
2	Whatcom County - Public Works Department	The Nooksack River: Floodplains that Work - Phase 3	This multi-phase project integrates flood hazard reduction and salmon recovery with the needs of agriculture and other land uses within the Nooksack River Watershed. Phases 1 and 2 are currently being implemented using FbD funds. Phase 3 will advance some of the Phase 1 and 2 project components. It will also incorporate additional components resulting from needs and opportunities arising from devastating flooding in 2021 and the collaborative Floodplain Integrated Planning (FLIP) process currently underway.	10,300,000	countywide	Bellingham	Whatcom: 100.00%	42: 100.00%	1: 100.00%	48.80	-122.58
3	Pierce County - Public Works and Utility Department	Puyallup Watershed Floodplains for the Future (FFTF)	Floodplains for the Future (FFTF) is a watershed-wide program of multi-phase integrated projects on 300 river miles and 8 reaches of the Puyallup Watershed. The shared vision is to improve salmon habitat, protect communities and infrastructure from flooding, and preserve agricultural lands by implementing \$400-600M in integrated actions to restore 10.3 miles of natural river processes, reconnect 635 acres of floodplain, preserve up to 100 acres of farmland, develop projects, and produce six designs.	10,290,376	countywide	Puyallup	King: 7.49%, Kittitas: 0.00%, Pierce: 0.00%, Skagit: 92.51%, Yakima: 0.00%	2: 39.54%, 5: 0.04%, 13: 0.00%, 14: 0.00%, 25: 3.45%, 26: 8.99%, 27: 2.76%, 28: 10.14%, 29: 2.03%, 30: 1.83%, 31: 31.18%, 34: 0.04%, 47: 0.00%	10: 53.90%, 11: 22.62%, 12: 9.20%, 15: 11.07%, 26: 3.21%, 38: 0.00%	47.05	-122.16
4	Snohomish County Conservation Natural Resources Department	Community Floodplain Solutions - Phase 3 Implementation	Community Floodplain Solutions (CFS) is a program that advances implementation of integrated floodplain management in the Snohomish Watershed. CFS aims to increase ecological function, reduce impact from flooding, and protect and enhance farmland productivity. Actions include design and construction of large-scale integrated floodplain projects, property acquisition, farmland conservation and efficiency enhancements, and project development.	10,203,180	countywide	Snohomish	Snohomish: 100.00%	1: 8.20%, 21: 1.13%, 38: 18.80%, 39: 46.34%, 44: 25.53%	7: 92.81%, 8: 7.19%	47.91	-122.05
5	Stillaguamish Tribe of Indians	Stillaguamish Watershed Floodplains and Farmlands	This project is a cooperative effort among watershed partners aimed at achieving the following goals: increased ecological function; reduced flood impacts; protected and enhanced farmland productivity; maintained open space; and improved water quality. This project is a combination of projects that were funded by two previous FbD grants, and includes new reach and site scale actions within the Stillaguamish Watershed.	9,106,385	countywide	Arlington	Island: 0.00%, Skagit: 26.74%, Snohomish: 0.40%, 39: 72.86%, 73.24%	10: 26.74%, 38: 0.40%, 39: 72.86%	5: 100.00%, 6: 0.00%	48.25	-121.92
6	Forterra NW	Hamilton Floodplain Education, Property Acquisition, and Restoration	The Town of Hamilton has long suffered frequent flooding. With a successful Floodplains by Design award, partners can work to accomplish the long-held goals of: 1) developing a Community Flood Education Program; 2) supporting property owners with selling their vulnerable properties; and 3) following the acquisition of vulnerable properties, restoring the floodway through structure demolition, septic removal, and planting of native species on acquired properties.	3,644,449	countywide	Hamilton	Skagit: 100.00%	39: 100.00%	3: 100.00%	48.53	-121.99

Rank	Applicant / Recipient	Project Title	Project Description	Amount	Site Address	City	County	Leg. District	WRIA	Lat.	Long.
7	Yakama Nation	Methow River – Twisp Confluence Floodway Restoration Project	The project will acquire up to nine at-risk private parcels threatened with Methow River flooding within Twisp to restore salmon habitat, protect lives and property, and prevent flood protection measures from being constructed. Project includes pre-acquisition work, fee title purchases of land, removal of existing infrastructure from the floodway, and planning for improving public access opportunities and salmon habitat restoration.	4,399,130	countywide	Twisp	Okanogan: 100.00%	12: 100.00%	48: 100.00%	48.37	-120.12
8	Kittitas Conservation Trust	Hanson Ponds Floodplain Restoration Project	The Kittitas Conservation Trust (KCT) project will support design funding for the Hanson Ponds Restoration Project, a multi-faceted project that will: 1) protect critical local and state infrastructure – regional sewer outfall and I-90; 2) flood hazard reduction for adjacent and downstream landowners; 3) improve floodplain function; 4) create and enhance off-channel salmon and native fish habitat; 5) create high-quality wetland habitat; and 6) enhance recreational opportunities for the community.	1,032,551	countywide	Ellensburg	Kittitas: 100.00%	13: 100.00%	39: 100.00%	47.18	-120.91
9	Methow Salmon Recovery Foundation	Sugar Channels Reconnection Project	This project will: 1) restore floodplain capacity and connectivity; 2) provide additional opportunities for channel migration; 3) improve instream structural complexity; and 4) improve riparian conditions to support creation of off-channel and channel margin areas needed by listed salmonids along 1.5 miles of the Methow River while maintaining necessary flood protection of infrastructure.	1,334,973	countywide	Twisp	Okanogan: 100.00%	12: 100.00%	48: 100.00%	48.38	-120.12
10	Skagit Conservation District	Samish Basin Working Lands Conservation	This FbD project initiates modeling and data collection that lead to: 1) larger scale landscape restoration; 2) flood hazard reduction; 3) farm productivity; 4) fish habitat enhancement; and 4) shellfish growing area bacteria reduction. Colony Creek restoration will eliminate daily winter flooding of Colony Road and reduce flooding of Blanchard. Fecal coliform surface water treatment will reduce pathogens to Samish Bay. Telemetric stations will report live data on groundwater elevation and salinity/conductivity.	236,900	countywide	Bow	Skagit: 100.00%	40: 100.00%	1: 18.96%, 3: 81.04%	48.55	-122.44
11	Quilleute Tribe	Quillayute River Historic Oxbow Project	The Historic Oxbow Project is part of a multi-phased restoration action plan to restore natural riverine processes throughout the Quillayute River. The project will: 1) reconnect and restore an oxbow that has been artificially disconnected in order to improve floodplain function and connectivity; 2) alleviate erosion; 3) reduce flood hazards; 4) improve salmon habitat; 5) improve access to Tribal & recreational fishing; and 6) increase climate resiliency.	10,438,969	countywide	La Push	Clallam: 100.00%	24: 100.00%	20: 100.00%	47.91	-124.53
12	Lower Columbia Estuary Partnership	Lower East Fork Floodplain Reclamation Project	The project reduces flood and erosion risk, while restoring floodplain function along three miles of the lower East Fork Lewis River severely impacted by gravel mining and development. The project restores in-stream and floodplain habitat and eliminates a thermal barrier within this ecologically important reach that is critical to the recovery of five lower Columbia salmonids. The project will regrade the floodplain, remove four levees, relocate public infrastructure, and rebuild the channel.	8,581,085	countywide	La Center	Clark: 100.00%	18: 100.00%	27: 100.00%	45.82	-122.62
				<b>TOTAL</b>							
				<b>70,391,998</b>							

# 461 - Department of Ecology Capital Project Request

2023-25 Biennium

\*

Version: BI Biennial 2023-25 Initial

Report Number: CBS002

Date Run: 9/12/2022 1:31PM

Project Number: 40000539

Project Title: 2023-25 Stormwater Financial Assistance Program

## Description

Starting Fiscal Year: 2024

Project Class: Grant - Pass Through

Agency Priority: 8

### Project Summary

Ecology's Stormwater Financial Assistance Program provides grants to public entities to finance stormwater retrofit projects that treat polluted stormwater in priority areas throughout the state. Funding will be awarded through an integrated competitive rating and ranking process to ensure projects provide good water quality value and address problems from existing urban development. This request for \$68 million will fund work accomplished by local governments to help reduce toxics and other pollution from entering our waterways and protect our marine waters, estuaries, lakes, rivers, and groundwater resources. Related to the Puget Sound Action Agenda implementation. (Model Toxics Control Stormwater Account)

### Project Description

#### What is the proposed project?

Ecology requests \$68 million for stormwater project implementation grants in the 2023-25 biennium. This investment leverages an additional 25 percent in required local match. Funding for this program will continue to support constructing stormwater retrofit projects and implementing associated source control activities with high water quality and ecologic benefit.

The Stormwater Financial Assistance Program (SFAP) will provide grant funding for stormwater projects through the Ecology's Water Quality Program (WQP) integrated competitive funding process. These high-priority stormwater improvement projects will support state water quality goals by preventing pollution generated from existing development and transported by stormwater runoff from reaching surface waters. Ecology will administer these grants through the nationally recognized annual Water Quality Combined Financial Assistance Program. This program provides a streamlined grant and loan application process for local governments seeking state funding for water quality improvement projects. Draft ranked and prioritized project lists will be published in January 2023 and January 2024 that provide information on each of the high-priority statewide stormwater improvement projects selected for funding.

Projects that are eligible for funding include planning and installing capital projects and source control activity projects. Example projects may include:

- Constructing stormwater basins, pervious pavements, and bio-retention systems that collect runoff from hard surfaces and remove pollutants before the water is released to a water body or infiltrated into the ground.
- Project-specific planning and design to assist jurisdictions in preparing for constructing stormwater capital improvement projects.
- Toxics source tracing and corrective action contaminant removal projects. These projects are a cost-effective way of reducing toxics discharge to waterways.
- Prioritized watershed basin retrofit planning and implementation strategies. These projects may use tools like GIS mapping to help organize and prioritize stormwater capital improvement projects. This process provides efficiencies of scale and maximizes water quality benefits per dollar.

Projects constructed through this program will meet design standards outlined in Ecology's Eastern and Western Washington Stormwater Management Manuals. Projects are rated and prioritized based primarily on pollutant reduction and water quality improvement outcomes, as well as project cost benefit and readiness to proceed.

# 461 - Department of Ecology Capital Project Request

2023-25 Biennium

\*

Version: BI Biennial 2023-25 Initial

Report Number: CBS002

Date Run: 9/12/2022 1:31PM

Project Number: 40000539

Project Title: 2023-25 Stormwater Financial Assistance Program

## Description

### What opportunity or problem is driving this request?

Polluted stormwater is one of the greatest threats to the health of Washington waters. Most of this pollution comes from existing infrastructure like buildings, road surfaces, and municipal storm sewer systems built before the Clean Water Act and other environmental regulations. In new and redeveloped areas, developers shoulder most of the cost of treating stormwater. However, local jurisdictions are burdened with the expense of cleaning up stormwater problems created by old, ineffective infrastructure; and in many cases, untreated stormwater carrying pollutants from existing infrastructure is released directly into the nearest waterway. Pollution from stormwater runoff has significant impacts on water quality and the health of our waterways. Toxic pollutants carried via stormwater adversely affect ecosystem health and aquatic life, with particular impacts on the food web, salmonids and, ultimately, Southern Resident orcas.

This request continues Ecology's ongoing SFAP to address one of the most significant water pollution problems in Washington State. The SFAP will maintain the momentum of work accomplished through previous funding provisions from the past seven biennia. Ecology estimates the need for stormwater retrofit and associated projects to address stormwater pollution problems in Washington are in the billions of dollars range. The SFAP, integrated with the existing Water Quality Combined Financial Assistance Program, will provide an ongoing source of funds that will incentivize implementing stormwater projects for local governments and establish Washington as a leader in actively protecting its waters from the impacts of stormwater runoff.

### What are the specific benefits of this project?

The SFAP provides funding to local governments for municipal stormwater management projects that achieve specific environmental and public health benefits, including:

- Improving and protecting water quality by reducing pollutant transport to surface waters.
- Restoring natural hydrology to streams and improving watershed function.
- Promoting groundwater recharge.
- Restoring and protecting designated uses of Washington's waters, such as drinking water, aquatic habitat, and shellfish harvesting.
- Promoting and incentivizing sustainable communities.

This request will provide economic benefits to local governments by providing critical grant resources for addressing the impacts of poor stormwater management and antiquated systems and for managing urban stormwater, reducing pollutants, and helping to resolve flooding issues through green infrastructure improvements.

This request will also provide economic benefits to the state by creating up to 183 jobs during the next two years based on Office of Financial Management estimates.

### What are the effects of non-funding?

Statewide water quality and public health would be impacted if these grant dollars are not available to assist local communities to mitigate the effects of polluted stormwater. The SFAP funds would not be available to local communities for developing and implementing projects that go beyond the requirements of National Pollutant Discharge Elimination System



# 461 - Department of Ecology Capital Project Request

2023-25 Biennium

\*

Version: BI Biennial 2023-25 Initial

Report Number: CBS002

Date Run: 9/12/2022 1:31PM

Project Number: 40000539

Project Title: 2023-25 Stormwater Financial Assistance Program

## Description

(NPDES) permits to treat polluted runoff from existing development. Without these funds, capital stormwater improvement projects may not be constructed, and untreated stormwater would continue to pollute Washington's waterways. Untreated stormwater discharges toxic chemicals into waters of the state, which in turn impacts shellfish habitat, fisheries, orca populations, human health, and other beneficial uses.

### Why is this the best option or alternative?

To ensure the highest-value and highest-priority stormwater projects receive funding, Ecology solicited input originally through the Stormwater Funding Program Stakeholder work group and continues to take input and guidance from the Water Quality Financial Assistance Council. These groups include representatives from local governments, the Puget Sound Partnership, the Washington State Association of Counties, the Association of Washington Cities, the Washington Public Ports Association, and the Washington Environmental Council. These stakeholder groups helped evaluate options and alternatives to addressing statewide stormwater issues and provided Ecology with input and feedback that led to implementing the SFAP.

During the 2015-17 biennium, Ecology launched the SFAP as a stormwater-specific funding program that is integrated within the well established and successful Water Quality Combined Financial Assistance Program and annual funding cycle process. This request will provide the resources needed to continue Ecology's ongoing, long-term, statewide Stormwater Financial Assistance Program that works hand-in-hand with the existing program and fills the gap in grant funding needed for implementing high-priority stormwater projects.

### How will clients be affected and services change if this project is funded?

Since 2006, Ecology has provided stormwater construction grants to local governments through a series of one-time funding provisions in the state capital budget. If this request is funded, Ecology can continue to support local governments in promoting and incentivizing their ongoing efforts to reduce polluted stormwater runoff to Washington water bodies. Local government stakeholders throughout the state have voiced strong support for an ongoing and stable stormwater financial assistance program that can help them proactively address stormwater management problems and improve environmental sustainability and the health of their local communities.

### How is the request impacting equity in the state?

Data provided by the Environmental Protection Agency's (EPA) Environmental Justice Screening and Mapping Tool shows significant geographic overlap between Washington state communities with a higher proportion of residents that have low incomes, are linguistically isolated, or include people of color and the location of aging infrastructure that includes combined sewer outfalls. In addition to the potential health impacts of exposure to untreated wastewater, these communities may disproportionately shoulder the high cost and disruption of utility work within the built environment.

In addition to providing capital dollars to offset potential utility rate increases, this request will strive to alleviate equity impacts by prioritizing grant funding for projects that actively engage community stakeholders in the stormwater project development process. The SFAP grant guidance will align with federal and state Environmental Justice priorities and legislation, including Title VI of the Civil Right Act and Chapter 70A.02 RCW.

### What is the agency's proposed funding strategy for the project?

The SFAP has historically been funded with both Model Toxics Control Act (MTCA) and State Building Construction Account (SBCA) bond funding, and is matched up to 25 percent by local governments. The Hazardous Substance Tax (HST) is the primary revenue source for MTCA accounts, and taxes are collected on the first possession of certain hazardous substances.

# 461 - Department of Ecology Capital Project Request

2023-25 Biennium

\*

Version: BI Biennial 2023-25 Initial

Report Number: CBS002

Date Run: 9/12/2022 1:31PM

Project Number: 40000539

Project Title: 2023-25 Stormwater Financial Assistance Program

## Description

Petroleum makes up over 90 percent of the revenue collected with the HST.

In 2019, Engrossed Substitute Senate Bill 5993 changed the HST structure for liquid petroleum products from a value-based tax to a volume-based tax and created a new dedicated environmental fund specifically for stormwater. Starting July 1, 2019, the HST rate on liquid petroleum products was \$1.09 per barrel, and will increase annually by the Implicit Price Deflator (IPD) for non-residential structures. The Department of Revenue (DOR) will use the IPD for non-residential structures published each March by the U.S. Department of Commerce, Bureau of Economic Analysis (BEA), for the prior calendar year to set the new per-barrel rate for the upcoming fiscal year.

The HST revenue from liquid petroleum products deposited into the three MTCA accounts:

- 60 percent into MTCA-Operating Account.
- 25 percent into MTCA-Capital Account.
- 15 percent into MTCA-Stormwater Account.

This request will use the projected fund balance in the MTCA Stormwater Account for the 2023-25 biennium, based on the June 2022 HST revenue forecast and available fund balance at the time of Ecology's 2023-25 capital budget request.

Please note, should available MTCA Stormwater capacity decrease in future forecasts; or, if there is a desire to add additional funding for SFAP in 2023-25; an alternative to using SBCA, in combination with MTCA Stormwater, would be to use the new Natural Climate Solutions Account (NCSA), created under 70A.65.270, to support this capital program. Moneys in this account can be used to improve infrastructure-treating stormwater from previously developed areas within an urban growth boundary (UGAs), with a preference given to projects that use green stormwater infrastructure. However, appropriation from this account would only be eligible to support a portion of SFAP grants awarded each biennium, as some communities or counties are not required to fully plan projects under GMA or designate UGAs. Therefore, funding to support this request, at a minimum, would need to come from a combination of MTCA Stormwater/SBCA and NCSA, as NCSA would be able to augment the funding provided through SFAP, but not serve as a replacement fund source for MTCA Stormwater. Also, please note, under current law, revenue from the cap and trade program allowance auctions under the Climate Commitment Act (Chapter 70A.65) will not be available in the account until the start of fiscal year 2025.

Funding for this project includes \$20,000 to maintain and update the grant or loan applications in the agency systems.

### Are FTEs required to support this project?

Ecology requires a total of 23 FTEs to support ongoing management of 184 active grants from prior biennia SFAP funding and an estimated 80-90 new SFAP grants in 2023-25. This is an increase of four FTEs over the 2021-23 FTE level for this capital program. The new FTEs are needed to improve grant management and project outcomes, and provide appropriate capacity to balance the workload of existing staff.

SFAP FTEs that manage, oversee, and administer the expanded SFAP program and projects include:

- Stormwater experts that manage the SFAP to ensure the highest priority projects will be funded.
- Engineers that review project proposals and design documents to ensure appropriate technology application and outcomes.

# 461 - Department of Ecology Capital Project Request

2023-25 Biennium

\*

Version: BI Biennial 2023-25 Initial

Report Number: CBS002

Date Run: 9/12/2022 1:31PM

Project Number: 40000539

Project Title: 2023-25 Stormwater Financial Assistance Program

## Description

- Project managers that provide direct project oversight, technical assistance, and outcomes management.
- Financial managers that oversee agreement development, funding conditions, and quality assurance and control of reimbursements that assure fiscal accountability. These staff also perform project tracking, reporting, and technology support.

### How does the project support the agency and statewide results?

This request is essential to achieving the following Ecology goals:

Goal 1: Support and Engage our Communities, Customers, and Employees because it will support a clean water economy by providing grant funding to communities through Ecology's integrated Water Quality Financial Assistance Program, which continues to provide one-application and rating and ranking process to award funding from four separate funding sources, including SFAP. These grants protect water quality and public health through implementation of multi-benefit stormwater activity and facility projects.

Goal 2: Reduce and Prepare for Climate Impacts because it will fund projects that help communities prepare for climate impacts and integrate climate resiliency. It will address long-term sustainability by building and updating water pollution control facilities to prevent discharge of pollutants in changing climatic condition and creating opportunities for implementing natural drainage systems, promoting stormwater re-use, and groundwater recharge.

Goal 4: Protect and Manage our State Waters because it will fund projects for water pollution control infrastructure and projects that reduce nonpoint pollution and nutrient discharges.

This request is essential to achieving the following Governor's Results Washington goals:

Goal 2: Prosperous Economy because it will provide opportunities for quality jobs when new water quality infrastructure is constructed or existing infrastructure is repaired or upgraded. The Office of Financial Management estimates that 12 direct and indirect jobs in Washington are created for every \$1 million spent on building clean water infrastructure. The program also helps communities build well-functioning and sustainable clean water infrastructure that supports local economies.

Goal 3: Sustainable Energy and a Clean Environment because it will provide grants for high-priority water quality projects statewide. Stormwater infrastructure projects help local communities protect public health and the environment by reducing pollution of our lakes, rivers, streams, marine waters, estuaries, and groundwater.

Goal 4: Healthy and Safe Communities because it will fund projects that address the impacts of climate change and improve community resiliency through support of long-term multi-benefit solutions to impacts from stormwater pollution, including nutrients, toxics, and temperature. SFAP supports Environmental Justice issues by addressing needs in low-income communities through grants with reduced match requirements and funding packages that allow communities to meet match with low-interest CWSRF loans.

Goal 5: Efficient, Effective, and Accountable Government because it will provide one application rating and ranking process to award funds from four separate funding sources, including SFAP. This creates an efficient and streamlined approach for communities to apply for funding resources through an integrated water quality financial assistance program.

This request directly implements the following recommended priority and action in the 2021 Governor's salmon strategy update:

461 - Department of Ecology  
Capital Project Request

2023-25 Biennium

\*

Version: BI Biennial 2023-25 Initial

Report Number: CBS002

Date Run: 9/12/2022 1:31PM

Project Number: 40000539

Project Title: 2023-25 Stormwater Financial Assistance Program

**Description**

- Strategic Priority: 2. Invest in clean water infrastructure for salmon and people
- Action: 2a. Improves stormwater management

This request supports Puget Sound Action Agenda implementation through Ongoing Program: OGP\_ECY38: Water Quality - Provide Financial Assistance, and a number of Vital Signs, Strategies, Desired Outcomes, Actions, and Orca Task Force Recommendations included in the 2022-26 Action Agenda.

As stated in the agenda, “Fully funding high-priority state capital budget requests—including the Puget Sound Acquisition and Restoration (PSAR) Program, the Estuary and Salmon Restoration Program (ESRP), the Floodplains by Design Program, and the Stormwater Financial Assistance Program—are recognized as essential components of Puget Sound recovery”.

SFAP engages communities in the building of infrastructure to improve water quality and natural hydrology by reducing both pollutant delivery and peak flows. This directly supports four out of the five total desired outcomes of the Puget Sound Action Agenda including preventing the worst effects of climate change.

See attachment A for a complete list of linkages between this request and the agenda.

**How will the other state programs or units of government be affected if this project is funded?**

Solving stormwater pollution problems requires the efforts of, and collaboration with, local, state, federal, and Tribal governments. Supporting local governments in implementing stormwater projects will also support efforts of the Puget Sound Partnership; Washington State departments of Commerce (Commerce), Natural Resources, Health (DOH), and Transportation (WSDOT); the U.S. Environmental Protection Agency; and Tribal water quality improvement programs.

Through this integrated program, the Water Quality Program is coordinating and collaborating with most other Ecology programs through a variety of groups, including the Ecology Grants Group (EGG), Ecology Cultural Resources Workgroup (ECREW), and on a project-by-project basis where there are cross-program project elements. Ecology is highly engaged in cross-agency coordination and collaboration through its commitment to the Infrastructure Assistance Coordinating Council (IACC), Maximizing Resources workgroup, Small Communities Initiative (SCI), and the Sync Infrastructure System Improvement Team (Ecology, Commerce, DOH, WSDOT, Transportation Improvement Board, and Public Works Board).

**Proviso**

N/A

**Location**

City: Statewide

County: Statewide

Legislative District: 098

**Project Type**

Grants

461 - Department of Ecology  
 Capital Project Request

2023-25 Biennium

\*

Version: BI Biennial 2023-25 Initial

Report Number: CBS002

Date Run: 9/12/2022 1:31PM

Project Number: 40000539

Project Title: 2023-25 Stormwater Financial Assistance Program

**Description**

**Grant Recipient Organization:** Counties, cities, towns, and port districts

**RCW that establishes grant:** RCW 70A.305.200

**Application process used**

Ecology manages an integrated annual funding approach using a joint application, evaluation, and rating and ranking process for the CWSRF, Centennial Clean Water Program, Stormwater Financial Assistance Program, and the Clean Water Act Section 319 federal grant program. The application period begins in August with applications due mid-October. Ecology staff screen, review, and rate and rank the applications from November through December. In early November, the funding application list is available for each fiscal year funding cycle and is provided to the Governor's office and key legislators. The evaluation and points are assigned according to an objective rating system that identifies the highest priority water quality needs statewide. In January, Ecology produces a combined draft project list for the Legislature to use during budget considerations. The list becomes final on July 1 or sooner, contingent on capital budget appropriations. Costs include maintenance and updates to the grant/loan applications in the agency's grant and loan system.

**Growth Management impacts**

N/A

**Funding**

Acct Code	Account Title	Estimated Total	Expenditures		2023-25 Fiscal Period	
			Prior Biennium	Current Biennium	Reapprops	New Approps
23R-1	MTC Stormw Account-State	368,000,000				68,000,000
	<b>Total</b>	<b>368,000,000</b>	<b>0</b>	<b>0</b>	<b>0</b>	<b>68,000,000</b>
		<b>Future Fiscal Periods</b>				
		<u>2025-27</u>	<u>2027-29</u>	<u>2029-31</u>	<u>2031-33</u>	
23R-1	MTC Stormw Account-State	75,000,000	75,000,000	75,000,000	75,000,000	
	<b>Total</b>	<b>75,000,000</b>	<b>75,000,000</b>	<b>75,000,000</b>	<b>75,000,000</b>	

**Operating Impacts**

No Operating Impact

## Attachment A

### Linkages to Puget Sound Action Agenda Implementation

This attachment provides additional supporting details for the following capital project request (CPR) as it relates to the Puget Sound 2022-2026 Action Agenda implementation.

**CPR Title:** 2023-25 Stormwater Financial Assistance Program

#### Vital Signs

- Freshwater
- Marine Water
- Streams and Floodplains
- Toxics in Aquatic Life
- Beaches and Marine Vegetation
- Estuaries
- Forests and Wetlands
- Groundfish and Benthic Invertebrates
- Orcas
- Salmon
- Zooplankton
- Drinking Water
- Shellfish Beds
- Cultural Wellbeing
- Economic Vitality
- Good Governance
- Sense of Place
- Sound Stewardship

#### Strategies

- 4. Riparian Areas
- 5. Floodplains and Estuaries
- 7. Freshwater Availability
- 8. Prevent Pollution
- 10. Stormwater Runoff and Legacy Contamination
- 19. GHG Reductions and Carbon Sequestration
- 20. Climate Adaptation and Resilience
- 21. Sense of Place
- 22. Recreation and Stewardship
- 23. Transparent and Inclusive Governance
- 24. Cultural Practices
- 26. Human Health

#### Desired Outcomes

- 1.3.1. Levees, floodgates, tidegates, roads, existing development, and other barriers in floodplains and estuaries removed or their management altered.
- 1.3.3. Culverts, dams, and other infrastructure removed, retrofitted, or managed to ensure fish passage and functional downstream habitat.
- 1.5.2 Infiltration and water holding capacity of upland areas (developed lands, agricultural lands and working forests, and natural lands) increased.
- 2.1.1. Toxic hotspots where stormwater runoff or wastewater contain significant concentrations of numerous toxic chemicals reduced through improved source control and/or treatment.

- 2.1.4. Toxics in infrastructure and building materials removed through source control and/or management/remediation.
- 2.2.2. Nutrient loading in stormwater runoff from residential and commercial lands reduced.
- 2.2.5. Sites that support natural nutrient attenuation restored, enhanced, or created.
- 2.3.4. Disease-causing (pathogenic) bacteria and viruses in stormwater runoff from residential and commercial lands reduced.
- 2.3.5. Disease-causing (pathogenic) bacteria and viruses in runoff from agricultural lands reduced.
- 2.4.1. Risk and potential harm of spills of oil and hazardous substances to waterways reduced.
- 4.1.1. Better understand and communicate the effects of climate change on Puget Sound.
- 4.2. Achieve net zero emissions in Washington State by 2050.
- 4.3.1. Increase the resilience of the Puget Sound ecosystem and recovery efforts by adapting to changing climate and ocean conditions when conducting protection and restoration activities.
- 5.1. Senses of place of Puget Sound residents are respected and enhanced.
- 5.2. Engagement in and trust of Puget Sound environmental and natural resource governance is increased.
- 5.4. Employment and production in natural resources sectors such as fisheries, aquaculture, agriculture, timber, ecosystem restoration, and tourism are made resilient.
- 5.5. Participation in outdoor recreational and stewardship activities is enhanced.
- 5.6.2. Levels and patterns of contaminants in drinking water do not threaten Puget Sound communities or vulnerable populations with adverse health outcomes.
- 5.6.3. Levels and patterns of contamination in fish and shellfish harvested from Puget Sound waters do not threaten the health of Puget Sound communities or vulnerable populations.
- 5.6.4. Levels and patterns of pollutants and biotoxins in surface waters do not threaten the health of Puget Sound communities or vulnerable populations.

## **Actions**

- 3. Conduct watershed-scale planning and land use planning to protect and restore water quality.
- 10. Support watershed cleanup implementation and the development of cleanup plans such as Total Maximum Daily Loads (TMDLs) and other strategies to limit fecal pollution.
- 31. Encourage retrofits and restoration through education and incentives.
- 32. Increase local stormwater management capacity (including funding, staffing resources, and management tools and information).
- 40. Effectively manage and control fecal pollution and disease-causing bacteria and viruses from small onsite sewage systems (OSS) and larger onsite sewage systems (LOSS).

- 63. Support fishers, hikers, and other recreational users through outreach and education to understand and reduce the effects of human and pet waste on water quality.
- 86. Increase number, accessibility, and protections for multi-use and multi-cultural natural spaces (for example, fish and shellfish harvesting, camping, boating, and gardening, etc.), including green spaces and waterways.
- 98. Promote multi-benefit solutions in restoration and protection project development to include considerations for job creation.
- 137. Implement multi-benefit projects and programs that synergistically advance Puget Sound recovery goals and reduce greenhouse gas emissions, increase greenhouse gas sequestration in Puget Sound ecosystems, increase climate adaptation, and promote climate resilience.
- 139. Develop and implement land use and transportation planning to reduce energy use and greenhouse gas emissions and adapt to the effects of climate change.
- 151. Regreen urban spaces.
- 154. Prevent and reduce combined sewer overflows.
- 156. Fund, develop, and implement programs to address fecal pollution from people experiencing homelessness or with inadequate access to sanitary services.
- 161. Ecosystem recovery processes and decision making are inclusive of a broader set of committed stakeholders and diverse forms of knowledge.
- 162. Increase capacity for overburdened and historically marginalized communities to engage in environmental decision-making.
- 197. Honor tribal nations' treaty rights, obligations, and inherent sovereign interests when considering implementation of Puget Sound recovery projects and programs, and actively engage with tribal nations to align and incorporate shared goals.
- 200. Limit people's exposures to harmful water pollution.

### **Orca Task Force Recommendations**

- 31. Reduce stormwater threats and accelerate clean-up of toxics harmful to orcas.
- 32. Improve effectiveness, implementation and enforcement of National Pollutant Discharge Elimination System permits to address direct threats to Southern Resident orcas and their prey.
- 34. Provide sustainable funding for implementation of all recommendations.



# 461 - Department of Ecology Capital Project Request

2023-25 Biennium

\*

Version: BI Biennial 2023-25 Initial

Report Number: CBS002

Date Run: 9/13/2022 9:59AM

Project Number: 40000583

Project Title: 2023-25 Columbia River Water Supply Development Program

## Description

Starting Fiscal Year: 2024

Project Class: Grant

Agency Priority: 9

### Project Summary

Ecology is requesting \$49 million in new appropriation authority to continue implementing the Columbia River Basin Water Supply Development Program (Chapter 90.90 RCW). This request will fund projects that are in various stages of completion and provide the Office of Columbia River with resources needed to make substantial progress in the 2023-25 biennium. Specifically, these funds will: provide an alternative to groundwater for agricultural users in the Odessa Subarea aquifer; deliver new sources of water for pending water right applications; develop new, uninterruptible water supply for those presently subject to interruption during times of drought or low flows; develop new municipal, domestic, industrial, and irrigation water throughout the Columbia River basin; and, place one-third of these new water supplies in-stream to meet the flow needs of fish, wildlife, and recreational users. With this investment, Ecology will help meet priority needs of the water users in the Columbia River basin. (State Building Construction Account, Columbia River Basin Water Supply Revenue Recovery Account)

### Project Description

**What is the proposed project?**

#### Legislative Authorization Summary

The 2006 Legislature authorized \$200 million in bonds to implement the Columbia River Basin Water Supply Development Program (Program) that expands available water supply in the basin; provides replacement supplies for some existing uses; and improves stream flow conditions within the Columbia and Snake Rivers. This request will continue to build on projects currently being implemented and new projects Ecology is managing through the Office of Columbia River (OCR). These projects include pursuing water supplies to benefit both instream and out-of-stream uses through storage, conservation, and voluntary regional water management agreements. RCW 90.90.010 allows bond funds to be used for the following activities:

- Assessing, planning, and developing new storage options.
- Improving or altering operations of existing storage facilities.
- Implementing conservation projects (net water savings achieved through conservation measures will be placed into trust in proportion to the state funding provided to implement a project).
- Other actions designed to provide access to new water supplies within the Columbia River basin for both instream and out-of-stream uses.

#### Results through the 2021-23 Biennium

##### 1. Odessa Groundwater Replacement Program

- East Low (EL – this is conveyance pipe) mile 47.5 Pumping Plant & Distribution System began delivering replacement water to 8,600 acres in the 2021 irrigation season. This is the first of eight new planned delivery systems.
- EL 22.1 Landowners group formed, completed 30% design and hydraulic modeling and is moving toward 60 percent design for the pumping plant and distribution line for approximately 19,345 acres.
- Designs are advancing for the EL 11.8, 79.2 and 86.4 pumping plant and delivery systems, including engineering designs,

# 461 - Department of Ecology Capital Project Request

2023-25 Biennium

\*

Version: BI Biennial 2023-25 Initial

Report Number: CBS002

Date Run: 9/13/2022 9:59AM

Project Number: 40000583

Project Title: 2023-25 Columbia River Water Supply Development Program

## Description

hydraulic modeling, cultural resource compliance, and easement acquisitions.

### 2. Icicle Creek Integrated Water Resource Management Strategy

- Started Environmental Impact Statement (EIS), and advanced coordination with Ecology's Dam Safety Office, the Icicle Peshastin Irrigation District and the US Forest Service on reconstruction of Eight Mile Dam. Anticipate releasing a draft EIS in September 2022 and issuing a final EIS in first quarter of 2023.

- Moved several projects forward from permitting and design to construction, including: Icicle Creek Boulder Field; Snow Creek Bridge replacement; fish screen replacements for the City of Leavenworth, Icicle Peshastin Irrigation District, and Leavenworth National Fish Hatchery; installing flow meters for the City of Leavenworth; installing circular tanks at the Leavenworth National Fish Hatchery; and refining new downstream point of diversion options and evaluating the water right for Cascade Orchard Irrigation Company's pump exchange project. Snow Creek Bridge replacement, City of Leavenworth flow meters and fish screen, and the Leavenworth National Fish Hatchery circular tanks will all be complete before June 2023.

### 3. Aquifer Storage and Recovery (ASR)

- Advanced several projects for the cities of White Salmon, Quincy, Othello, West Richland, and Pasco. City of Othello is now in phase 2 ASR pilot testing, City of Pasco is continuing to refine an ASR feasibility study, and City of West Richland started an ASR feasibility study and water quality assessment. City of Quincy completed drilling a new well. The City of White Salmon received a temporary ASR permit and is working toward a permanent permit for the facility.

### 4. Tribal Settlements

- Concluded negotiations for additional 10-year timeframe for the Lake Roosevelt Incremental Releases Program with the Spokane Tribe in 2021 and anticipate completing negotiations with the Colville in 2022.

### 5. Walla Walla 2050

- Completed and Published the Walla Walla Water 2050 Strategic Plan in coordination with the State of Oregon and the Confederated Tribes of the Umatilla Indian Reservation.

- See: <https://ecology.wa.gov/Water-Shorelines/Water-supply/Water-supply-projects-EW/Walla-Walla-2050> .

- Developed a long-term, consensus based, bi-state governance structure in the basin.

- Continued further investment in the Walla Walla River Bi-state Flow Study work (Phase 3).

- Began the U.S. Geologic Survey (USGS) cooperative Walla Walla River Basin Groundwater Study (bi-state groundwater study cost-shared with State of Oregon and USGS).

### 6. Pasco Basin (Chapter 508-14 WAC)

- Developed a groundwater allocation strategy with the United States Bureau of Reclamation (USBR) for the artificially stored groundwater in the Pasco Basin.

- Cost shared with USGS to define the area and approximation of water quantities available.

# 461 - Department of Ecology Capital Project Request

2023-25 Biennium

\*

Version: BI Biennial 2023-25 Initial

Report Number: CBS002

Date Run: 9/13/2022 9:59AM

Project Number: 40000583

Project Title: 2023-25 Columbia River Water Supply Development Program

## Description

- Signed Memorandum of Understanding with USBR to develop a groundwater co-management strategy.
- Started rulemaking for groundwater allocation program and boundary designation process.

### 7. Washington Department of Fish and Wildlife (WDFW) Support Staffing

- Project planning and implementation in close coordination with staff of WDFW to ensure compliance with various OCR and Yakima Basin Integrated Plan projects.

### 8. Supported Multiple Studies

- Finished the Upper Columbia Salmon Recovery SNOW to FLOW study. This study considers how to maximize instream flow through the management of snowfall.
- Washington State Potato Commission and Lincoln County Conservation District groundwater data collection efforts in the upper Columbia basin.
- Upper Columbia United Tribes Salmon re-introduction studies.
- Leased water from the Port of Walla Walla.
- Partnered with Department of Natural Resources to enhance LIDAR imaging in the Columbia Basin.
- Partnered with Washington State University and the Washington Water Research Center to develop and publish the 2021 Columbia River Basin Long-Term Water Supply and Demand Forecast.

### 9. Switzler Off-Channel Reservoir

- Continued working on filling data gaps identified in the EIS scoping process. OCR is currently responding to scoping comments with contractor assistance and doing cultural resource outreach with four Columbia River Tribes. Continued drafting the Environmental Impact Statement in coordination with both Benton and Klickitat Counties.

### 10. Auvil Fruit Ranches

- Working with Aspect Consulting and Auvil Fruit Ranches in finalizing a purchase and sale agreement to secure the water savings resulting in from water conservation from shade cloth deployment.

More details on project progress is provided in the 2021 Columbia River Basin Water Supply Inventory Report (located here: <https://apps.ecology.wa.gov/publications/documents/2112010.pdf> )

### 2023-25 Projects (detailed project list attached)

Ecology completed its fifth water supply and demand forecast in August 2022. We use this as a long-term capital investment-planning tool. It identifies and quantifies critical water needs and guides decisions regarding state investment in water supply development projects. The forecast describes the current regulatory framework for supply management in the Columbia River basin and potential changes due to changing legal conditions, policy choices, climate change, and water supply projects. Future demands (beyond the 2023-25 biennium projects) for agriculture, municipalities, hydroelectric power,

# 461 - Department of Ecology Capital Project Request

2023-25 Biennium

\*

Version: BI Biennial 2023-25 Initial

Report Number: CBS002

Date Run: 9/13/2022 9:59AM

Project Number: 40000583

Project Title: 2023-25 Columbia River Water Supply Development Program

## Description

and instream flows are evaluated in this forecast.

Water supply demand forecast - Washington State Department of Ecology  
(<https://ecology.wa.gov/About-us/Who-we-are/Our-Programs/Office-of-Columbia-River/Office-of-Columbia-River-Legislative-reports/Water-supply-demand-forecast>)

Ecology is requesting \$49 million in new appropriation authority to fund projects that are in various stages of completion and provide the Office of Columbia River with resources needed to make substantial progress in the 2023-25 biennium. Projects expected to be implemented or continued during the 2023-25 biennium include:

### 1. Odessa Groundwater Replacement Program

- Odessa Groundwater Replacement Program (OGWRP) – including design and construction of lateral piping for water delivery, pumping plants, electrical facilities, mitigation projects, and bridge replacements.

### 2. Icicle Creek Integrated Water Resource Management Strategy

- Icicle Creek Water Resources Management Strategy project implementation; including Eight Mile Lake Dam Reconstruction and Restoration, Leavenworth National Fish Hatchery Conservation & Water Quality improvements, Alpine Lakes Optimization and Automation, Cascade Orchards Irrigation Company pump exchange project, installing a new SNOTEL site, and exploring source replacement options for the City of Leavenworth.

### 3. Aquifer Storage and Recovery (ASR)

- Quad Cities ASR (City of West Richland/Richland/Pasco).

- Columbia Basin ASR (cities of Othello, Quincy, Moses Lake, & Goldendale).

### 4. Walla Walla

- Walla Walla 2050 Strategic Plan implementation – includes an EIS, bi-state flow study, USGS groundwater study, applying for a federal USBR Basin Study grant, developing a funding strategy, and pursuing new legislation to authorize implementation of the Strategic Plan. Please note, the Walla Walla basin includes area in both Washington and Oregon and sits on the boundary of both states. The headwaters of the basin are located in Oregon and flow across Washington to the Snake / Columbia River system. This project will conduct work that includes water supply solutions for the entire watershed.

- Continued water leases from Port of Walla Walla and Lake Roosevelt.

### 5. Pasco Basin (Chapter 508-14 WAC)

- Pasco Basin Water Supply (Chapter 508-14 WAC), rulemaking efforts including State Environmental Policy Act and outreach.

### 6. Support Staffing

- Ecology Office of Columbia River staffing support.

- Washington Department of Fish and Wildlife (WDFW) support (general support, Odessa, Icicle, Pasco Basin, Walla Walla,

# 461 - Department of Ecology Capital Project Request

2023-25 Biennium

\*

Version: BI Biennial 2023-25 Initial

Report Number: CBS002

Date Run: 9/13/2022 9:59AM

Project Number: 40000583

Project Title: 2023-25 Columbia River Water Supply Development Program

## Description

Potholes Supplemental Feed Route (including Trout Lodge).

### 7. Supported Multiple Studies

- Pursue municipal water supply reliability project (White Salmon and Colville Tribe).
- 2026 Supply and Demand Forecast – Interim research, data collection and modeling, and working toward advancing the groundwater component of the forecast.

### 8. Switzler

- Switzler Storage EIS completion.

### 9. Columbia River

- Columbia River Policy Advisory Group and Washington Association of Counties (Columbia River Caucus) facilitation.
- Columbia River Interruptible Water Rights - Water supply development projects to meet the demands of existing interruptible water rights.
- Multiple feasibility, design, and scoping new supply development in the Columbia basin.

### 10. Other Initiatives

- Lake Roosevelt Water Service Contract - contract with USBR to provide water from Lake Roosevelt to end users.
- Potholes Supplemental Feed route – continue to partner with USBR on securing properties/easements for inundating Crab Creek.
- Pursuit of water right acquisitions (including City of Waitsburg).

The OCR's proposed project ranking includes criteria that consider continuing a project from previous biennia (versus a new project); the amount of water supply made available and water saved for instream and out-of-stream uses; location of the project; fish benefits; and the ability to measure and enforce water savings. The project list is a working draft subject to change based on technical feedback from the Columbia River Policy Advisory Group, 2021 Columbia River long term water supply and demand Forecast recommendations, local priorities, future legislative appropriations, feasibility assessment outcomes, and permit requirements.

### What opportunity or problem is driving this request?

Before Chapter 90.90 RCW was enacted in 2006, it was very difficult to provide permanent, new water rights in much of the Columbia River basin. Water managers, business leaders, agricultural interests, environmental and Tribal leaders, and others were struggling to find a new way to deal with Eastern Washington's critical water issues.

The problems they faced were immense. Aquifers in the Odessa Subarea were rapidly declining, endangering the region's most valuable crop, potatoes. Low stream flows threatened salmon and steelhead. Interruptible water right holders faced frequent curtailment during the height of the irrigation season, and cities struggled to meet the demand for additional water as they grew. New water rights for agriculture, industry, and communities were subjected to years of litigation as various

# 461 - Department of Ecology Capital Project Request

2023-25 Biennium

\*

Version: BI Biennial 2023-25 Initial

Report Number: CBS002

Date Run: 9/13/2022 9:59AM

Project Number: 40000583

Project Title: 2023-25 Columbia River Water Supply Development Program

## Description

parties fought over the best use of this scarce resource.

New water supplies that could be issued in an attempt to address these problems were and are required, in nearly all cases, to be interrupted during low-flow periods to protect instream flows for fish. This request will provide a path forward to meet economic and community needs for reliable water supplies in the face of climate change, while protecting and enhancing river flows for fish.

### What are the specific benefits of this project?

This request will continue financing assessments and construction of water projects and water conservation measures. These infrastructure investments will:

- Expand the available water supply across the Columbia River basin.
- Allow new water rights to be issued.
- Enhance instream flows in the mainstem Columbia River and some of its tributaries.
- Plan and forecast future water supply needs, accounting for climate change, aging infrastructure, and ecosystem restoration.
- Build innovative partnerships to deliver integrated water management solutions across Eastern Washington.

The last six biennia have been defining years for the Program. Several important studies are being finalized; negotiations are continuing with project partners, leading to progress on several projects; and additional water is being acquired for agriculture, municipalities, businesses, people, and fish and wildlife. Each year, the Columbia basin creates up to \$7.4 billion in crop revenue and 36,000 jobs in the potato industry alone. To date, over 476,000 acre-feet of water (353,000 out of stream and 123,000 instream) has been developed. It is now entering into the process of being certified, placed into trust, and ultimately permitted in the next couple of years for uses outlined by Chapter 90.90 RCW. The new appropriation in this request will fund additional projects that support the progress made to date and prepare for developing new supplies in the future.

Specifically, this request will:

- Continue achieving progress on managing water in the Columbia River basin in a way that helps issue new water rights.
- Protect existing water rights from interruption during drought years.
- Provide water for municipal permits while enhancing instream values by improving stream flows.

This request will strengthen long-term strategic relationships with agricultural, industrial, municipal, and Tribal communities in Eastern Washington.

This request will also provide economic benefits to the state by creating up to 143 jobs during the next two years based on Office of Financial Management estimates.

### What are the effects of non-funding?

# 461 - Department of Ecology Capital Project Request

2023-25 Biennium

\*

Version: BI Biennial 2023-25 Initial

Report Number: CBS002

Date Run: 9/13/2022 9:59AM

Project Number: 40000583

Project Title: 2023-25 Columbia River Water Supply Development Program

## Description

The original 2006 bill for the Program (Engrossed Second Substitute House Bill 2860, codified as Chapter 90.90 RCW) resolved many conflicts among competing water users in the Columbia River basin. The law established the only process for achieving instream flows and providing water for communities agreed to by all the affected groups. Availability of extensive capital funding was the critical factor to reaching agreement in the Legislature. If funds are not appropriated for the 2023-25 biennium, new water for instream and out-of-stream uses – including municipal, agricultural, Tribal communities, and fish and wildlife – would not be available. Feasibility studies, other contract work currently in process, and new water supply projects would not be completed or started. In addition, valuable progress made in the past ten years to build a working consensus between historically opposing groups in the basin would likely be lost.

An example of the potential economic impact of not funding this request is illustrated by the Odessa declining aquifer. Right now, 170,000 acres of land in the Odessa Subarea are irrigated with groundwater that, at the current rate of decline, will no longer be a viable source of water within eight to ten years. Continued funding to bring the only alternative water supply available (surface water) to the area is critical to preserving the agricultural economy of that region. Without this, the state could lose as many as 3,600 jobs and \$840 million each year in regional sales based on Office of Financial Management's 2002 Washington Input/Output model (<https://www.ofm.wa.gov/washington-data-research/economy-and-labor-force/washington-input-output-model/2002-washington-input-output-model>).

### Why is this the best option or alternative?

This request for new appropriations will allow Columbia River basin water projects to continue in the 2023-25 biennium. ESSHB 2860 (passed in 2006) and the modifications made in 2SHB 1803 (passed in 2011), resolved many conflicts among competing water users in the Columbia River basin. No other alternatives were considered, because this is the only process agreed to by all affected groups. The availability of extensive capital funding was essential to reaching agreement in the Legislature, and led to passage of the bills. Without capital funding, the agreement among numerous affected groups may not hold together.

### How will clients be affected and services change if this project is funded?

This request will allow Columbia River projects to continue and new ones to begin, which will expand the portfolio of water available to meet the objectives of Chapter 90.90 RCW. These projects are needed to meet the economic and community development needs of people and the instream flow needs for fish. It is difficult to secure new water for out-of-stream uses, due to endangered fish issues and lack of water availability in the Columbia and Snake River basins.

Some studies (including one funded by Ecology and carried out by the National Academy of Sciences) have warned against issuing unmitigated new water appropriations, because of risks to endangered fish in the Columbia River basin. Continued funding for the Program has allowed, and will continue to allow, the state to work with interest groups across the community to secure water for new instream and out-of-stream uses in a cooperative and balanced way. Projects funded through the Program will lead to additional economic activity in communities and allow state government to work in partnership with water stakeholders throughout the region.

### How is the request impacting equity in the state?

The Office of Columbia River recognizes that not all communities share the benefits of environmental protection equally. Communities of color and low-income populations experience disproportionate rates of environmental protection and health. For example, in our water supply development work, inequitable impacts can include barriers to accessing priority processing of water right applications, or how aging water supply infrastructure solutions may differentially affect sectors of a community or industry. As OCR continues to aggressively pursue new water supplies for Eastern Washington, we will

# 461 - Department of Ecology Capital Project Request

2023-25 Biennium

\*

Version: BI Biennial 2023-25 Initial

Report Number: CBS002

Date Run: 9/13/2022 9:59AM

Project Number: 40000583

Project Title: 2023-25 Columbia River Water Supply Development Program

## Description

continue to include environmental justice and Title VI nondiscrimination legal compliance and best practices in our work to address injustices and inequities in Washington communities.

The Program is designed to meet current and future water needs along the Columbia River and its tributaries to meet the concurrent needs of out-of-stream uses for families, industry, and farms, and instream uses for ecosystems and fish. This work develops additional water supply to provide economic benefit to rural, Tribal, and agricultural communities throughout Eastern Washington. Rural economic benefits are created from new water supply through maintaining the agricultural economy, creating fish and wildlife harvest and/or viewing opportunities, and creating new industrial and commercial economic development prospects.

This request will support areas and communities, including Tribal nations in Eastern Washington, that are most impacted and vulnerable to economic and health risk from interruptions to water supply; are hardest hit by drought or low flows; and that historically have not had access to water rights. Specially, this request supports expanding engagement on water rights and other Program information to local communities and new potential water use applicants. This includes strategically targeting Ecology communication and engagement to reach the diverse communities in the region, and tailor outreach that uses preferred media sources, accessibility best practices, and appropriate languages.

<https://ecology.wa.gov/About-us/Who-we-are/Environmental-Justice/Prioritizing-EJ>

### What is the agency's proposed funding strategy for the project?

New funding is Ecology's preferred strategy to continue the Program projects and achieve further progress on delivering water for agriculture, municipalities, businesses, people, fish, and wildlife in the 2023-25 biennium. Additional projects have been approved for funding and are currently in negotiation. Ecology will use 2023-25 appropriations to provide additional project and grant funding in the next biennium and beyond.

The 2006 Legislature authorized \$200 million in bonds to expand available water supply in the basin; provide replacement supplies for existing uses; and improve stream flow conditions within the Columbia and Snake Rivers. Prior to statutory amendments made in 2011 (2SHB 1803), the projects were designated as governmental use and funded from non-taxable bond proceeds. Now, projects are recognized as both governmental and non-governmental and require funding from non-taxable and taxable bond proceeds. The Columbia River Basin Taxable Bond Water Supply Development Account was created to comply with federal Internal Revenue Service rules and regulations to fund non-governmental projects. However, the \$200 million in bond authorization has been fully appropriated and obligated, so Ecology is requesting new appropriation from the State Building Construction Account (SBCA).

Funding for this project includes \$20,000 to maintain and update the grant or loan applications in the agency systems.

### Are FTEs required to support this project?

This request requires a total of 7.1 FTEs to provide project oversight and management, technical assistance, and stakeholder coordination to individual projects. This adds 1.5 project management FTEs over the 2021-23 staffing level.

Please note, these FTEs support both this new appropriation and other related reappropriation projects under this capital program.

### How does the project support the agency and statewide results?

This request is essential to achieving Ecology's - Goal 1: Support and Engage our Communities, Customers, and



# 461 - Department of Ecology Capital Project Request

2023-25 Biennium

\*

Version: BI Biennial 2023-25 Initial

Report Number: CBS002

Date Run: 9/13/2022 9:59AM

Project Number: 40000583

Project Title: 2023-25 Columbia River Water Supply Development Program

## Description

Employees, Goal 2: Reduce and Prepare for Climate Impacts, and Goal 4: Protect and Manage our State's Water because it will:

- Help meet economic and community needs for reliable water supplies in the Columbia River basin, while protecting and enhancing river flows for fish.
- Provide infrastructure, within local communities, to ensure water is used more efficiently and instream flows are improved for economic, recreational, and environmental benefit.

This request is essential to achieving the Governor's Results Washington Goal 3: Sustainable Energy and Clean Environment because it will:

- Increase the amount of water instream so fish and wildlife have enough water to live and reproduce to maintain healthy populations.
- Improve fish habitats to ensure:
  - Fish can find food to eat.
  - Shading from trees and plants is improved.
  - Water temperature does not get too high.
  - Spawning grounds are available with the right size of gravel.

This request also directly implements the following recommended priority and action in the 2021 Governor's salmon strategy update:

- Strategic Priority: 2. Invest in clean water infrastructure for salmon and people
- Action: 4c. Ensure clean, cold water in streams and rivers to build climate resiliency

### How will the other state programs or units of government be affected if this project is funded?

Other state agency programs that support economic, community, and agricultural development and that protect and restore fish species will benefit from this request. The Washington Department of Fish and Wildlife is an active partner in identifying the most critical needs for protecting and enhancing stream flows for fish. The Washington State Conservation Commission (SCC) manages on-farm irrigation efficiency improvements. Ecology also funds activities directed by the SCC related to securing potential projects through re-timing studies conducted by the conservation districts. Cities and counties in the Columbia River basin are strong supporters and active partners. The U.S. Bureau of Reclamation is a funding partner with Ecology in new storage and conservation projects.

As shown in the project list, Ecology is currently working on a broad range of projects. Just as diverse is the spectrum of partners (in addition to those identified above) that are involved in these projects. The portfolio of participants includes local governments and conservation districts, irrigation districts, municipal water systems, numerous environmental groups, the Washington Farm Bureau, and other agricultural organizations. These organizations are involved not only in providing policy guidance, but also as grant recipients and project partners critical to successfully implementing these projects. Funding this request means this wide range of partners will benefit from new water storage and conservation projects, along with the associated jobs and capital investment critical to their local economies.

461 - Department of Ecology  
 Capital Project Request

2023-25 Biennium

\*

Version: BI Biennial 2023-25 Initial

Report Number: CBS002

Date Run: 9/13/2022 9:59AM

Project Number: 40000583

Project Title: 2023-25 Columbia River Water Supply Development Program

**Description**

**Proviso**

None

**Location**

City: Statewide

County: Statewide

Legislative District: 098

**Project Type**

Grants

**Grant Recipient Organization:** Public Agriculture Water Supply Facilities and US. Bureau of Reclamation

**RCW that establishes grant:** None

**Application process used**

Grants to local entities for projects developed in cooperation with the Columbia River Basin Policy Advisory Group. Costs include maintenance and updates to the grant/loan applications in the agency's grant and loan system.

**Growth Management impacts**

None

**Funding**

Acct Code	Account Title	Estimated Total	Expenditures		2023-25 Fiscal Period	
			Prior Biennium	Current Biennium	Reappropriations	New Appropriations
057-1	State Bldg Constr-State	237,500,000				47,500,000
296-1	Col River Bas Wtr Su-State	7,500,000				1,500,000
<b>Total</b>		<b>245,000,000</b>	<b>0</b>	<b>0</b>	<b>0</b>	<b>49,000,000</b>

		Future Fiscal Periods			
		2025-27	2027-29	2029-31	2031-33
057-1	State Bldg Constr-State	47,500,000	47,500,000	47,500,000	47,500,000
296-1	Col River Bas Wtr Su-State	1,500,000	1,500,000	1,500,000	1,500,000
<b>Total</b>		<b>49,000,000</b>	<b>49,000,000</b>	<b>49,000,000</b>	<b>49,000,000</b>

**Operating Impacts**

No Operating Impact

**SubProjects**

SubProject Number: 40000584

SubProject Title: Odessa - OGWRP

461 - Department of Ecology  
 Capital Project Request

2023-25 Biennium

\*

Version: BI Biennial 2023-25 Initial

Report Number: CBS002

Date Run: 9/13/2022 9:59AM

Project Number: 40000583

Project Title: 2023-25 Columbia River Water Supply Development Program

**SubProjects**

SubProject Number: 40000584

SubProject Title: Odessa - OGWRP

Starting Fiscal Year: 2024

Project Class: Grant

Agency Priority: 9

**Project Summary**

Ecology is requesting \$49 million in new appropriation authority to continue implementing the Columbia River Basin Water Supply Development Program (Chapter 90.90 RCW). This request will fund projects that are in various stages of completion and provide the Office of Columbia River with resources needed to make substantial progress in the 2023-25 biennium. Specifically, these funds will: provide an alternative to groundwater for agricultural users in the Odessa Subarea aquifer; deliver new sources of water for pending water right applications; develop new, uninterruptible water supply for those presently subject to interruption during times of drought or low flows; develop new municipal, domestic, industrial, and irrigation water throughout the Columbia River basin; and, place one-third of these new water supplies in-stream to meet the flow needs of fish, wildlife, and recreational users. With this investment, Ecology will help meet priority needs of the water users in the Columbia River basin. (State Building Construction Account, Columbia River Basin Water Supply Revenue Recovery Account)

**Project Description**

Replacing groundwater withdrawals with a surface water source will ease the burden on the declining Odessa Aquifer. Planning, design, engineering, development coordination and construction activities associated with ALL pumping plant and delivery systems for OGWRP. \*\*\* please note that Senator Schoessler requested OCR ask for \$25M

**Location**

City: Statewide

County: Statewide

Legislative District: 098

**Project Type**

Grants

Grant Recipient Organization: Public Agriculture Water Supply Facilities and US. Bureau of Reclamation

RCW that establishes grant: None

**Application process used**

Grants to local entities for projects developed in cooperation with the Columbia River Basin Policy Advisory Group. Costs include maintenance and updates to the grant/loan applications in the agency's grant and loan system.

**Growth Management impacts**

None

**Funding**

Acct Code	Account Title	Estimated Total	Expenditures		2023-25 Fiscal Period	
			Prior Biennium	Current Biennium	Reapprops	New Approps
057-1	State Bldg Constr-State	20,000,000				20,000,000
	<b>Total</b>	<b>20,000,000</b>	<b>0</b>	<b>0</b>	<b>0</b>	<b>20,000,000</b>

461 - Department of Ecology  
Capital Project Request

2023-25 Biennium

\*

Version: BI Biennial 2023-25 Initial

Report Number: CBS002

Date Run: 9/13/2022 9:59AM

Project Number: 40000583

Project Title: 2023-25 Columbia River Water Supply Development Program

**SubProjects**

SubProject Number: 40000584

SubProject Title: Odessa - OGWRP

	Future Fiscal Periods			
	2025-27	2027-29	2029-31	2031-33
057-1 State Bldg Constr-State				
<b>Total</b>	<b>0</b>	<b>0</b>	<b>0</b>	<b>0</b>

Operating Impacts

No Operating Impact

SubProject Number: 40000585

SubProject Title: Icicle - project implementation

Starting Fiscal Year: 2024

Project Class: Grant

Agency Priority: 9

**Project Summary**

Ecology is requesting \$49 million in new appropriation authority to continue implementing the Columbia River Basin Water Supply Development Program (Chapter 90.90 RCW). This request will fund projects that are in various stages of completion and provide the Office of Columbia River with resources needed to make substantial progress in the 2023-25 biennium. Specifically, these funds will: provide an alternative to groundwater for agricultural users in the Odessa Subarea aquifer; deliver new sources of water for pending water right applications; develop new, uninterruptible water supply for those presently subject to interruption during times of drought or low flows; develop new municipal, domestic, industrial, and irrigation water throughout the Columbia River basin; and, place one-third of these new water supplies in-stream to meet the flow needs of fish, wildlife, and recreational users. With this investment, Ecology will help meet priority needs of the water users in the Columbia River basin. (State Building Construction Account, Columbia River Basin Water Supply Revenue Recovery Account)

**Project Description**

The Icicle Creek Water Resource Management Strategy will implement projects to meet instream and out-of-stream demand and achieve fish propagation demand, protection of instream resources, municipal and other domestic demand and irrigation requirements. In some years (such as 2001, 2005, and 2015), existing needs exceed available supply. Projects to achieve the strategy goals will undergo evaluation for readiness to proceed, environmental review, design, feasibility and/or ultimately construction.

**Location**

City: Statewide

County: Statewide

Legislative District: 098

**Project Type**

Grants

461 - Department of Ecology  
 Capital Project Request

2023-25 Biennium

\*

Version: BI Biennial 2023-25 Initial

Report Number: CBS002

Date Run: 9/13/2022 9:59AM

Project Number: 40000583

Project Title: 2023-25 Columbia River Water Supply Development Program

**SubProjects**

SubProject Number: 40000585

SubProject Title: Icicle - project implementation

Grant Recipient Organization: Public Agriculture Water Supply Facilities and US. Bureau of Reclamation

RCW that establishes grant: None

**Application process used**

Grants to local entities for projects developed in cooperation with the Columbia River Basin Policy Advisory Group. Costs include maintenance and updates to the grant/loan applications in the agency's grant and loan system.

**Growth Management impacts**

None

**Funding**

Acct Code	Account Title	Estimated Total	Expenditures		2023-25 Fiscal Period	
			Prior Biennium	Current Biennium	Reappropriations	New Appropriations
057-1	State Bldg Constr-State	5,000,000				5,000,000
	<b>Total</b>	<b>5,000,000</b>	<b>0</b>	<b>0</b>	<b>0</b>	<b>5,000,000</b>

Acct Code	Account Title	Future Fiscal Periods			
		2025-27	2027-29	2029-31	2031-33
057-1	State Bldg Constr-State				
	<b>Total</b>	<b>0</b>	<b>0</b>	<b>0</b>	<b>0</b>

**Operating Impacts**

No Operating Impact

SubProject Number: 40000586

SubProject Title: WDFW Support

461 - Department of Ecology  
 Capital Project Request

2023-25 Biennium

\*

Version: BI Biennial 2023-25 Initial

Report Number: CBS002

Date Run: 9/13/2022 9:59AM

Project Number: 40000583

Project Title: 2023-25 Columbia River Water Supply Development Program

**SubProjects**

SubProject Number: 40000586

SubProject Title: WDFW Support

Starting Fiscal Year: 2024

Project Class: Grant

Agency Priority: 9

**Project Summary**

Ecology is requesting \$49 million in new appropriation authority to continue implementing the Columbia River Basin Water Supply Development Program (Chapter 90.90 RCW). This request will fund projects that are in various stages of completion and provide the Office of Columbia River with resources needed to make substantial progress in the 2023-25 biennium. Specifically, these funds will: provide an alternative to groundwater for agricultural users in the Odessa Subarea aquifer; deliver new sources of water for pending water right applications; develop new, uninterrupted water supply for those presently subject to interruption during times of drought or low flows; develop new municipal, domestic, industrial, and irrigation water throughout the Columbia River basin; and, place one-third of these new water supplies in-stream to meet the flow needs of fish, wildlife, and recreational users. With this investment, Ecology will help meet priority needs of the water users in the Columbia River basin. (State Building Construction Account, Columbia River Basin Water Supply Revenue Recovery Account)

**Project Description**

Agency costs for species, fish, wildlife and habitat technical assistance related to implementing capital projects.

**Location**

City: Statewide

County: Statewide

Legislative District: 098

**Project Type**

Grants

Grant Recipient Organization: Public Agriculture Water Supply Facilities and US. Bureau of Reclamation

RCW that establishes grant: None

**Application process used**

Grants to local entities for projects developed in cooperation with the Columbia River Basin Policy Advisory Group. Costs include maintenance and updates to the grant/loan applications in the agency's grant and loan system.

**Growth Management impacts**

None

**Funding**

Acct Code	Account Title	Expenditures			2023-25 Fiscal Period	
		Estimated Total	Prior Biennium	Current Biennium	Reapprops	New Approps
057-1	State Bldg Constr-State	2,000,000				2,000,000
	<b>Total</b>	<b>2,000,000</b>	<b>0</b>	<b>0</b>	<b>0</b>	<b>2,000,000</b>

		Future Fiscal Periods			
		2025-27	2027-29	2029-31	2031-33
057-1	State Bldg Constr-State				
	<b>Total</b>	<b>0</b>	<b>0</b>	<b>0</b>	<b>0</b>

461 - Department of Ecology  
Capital Project Request

2023-25 Biennium

\*

Version: BI Biennial 2023-25 Initial

Report Number: CBS002

Date Run: 9/13/2022 9:59AM

Project Number: 40000583

Project Title: 2023-25 Columbia River Water Supply Development Program

**SubProjects**

SubProject Number: 40000586

SubProject Title: WDFW Support

**Operating Impacts**

No Operating Impact

SubProject Number: 40000587

SubProject Title: OCR Staffing

Starting Fiscal Year: 2024

Project Class: Grant

Agency Priority: 9

**Project Summary**

Ecology is requesting \$49 million in new appropriation authority to continue implementing the Columbia River Basin Water Supply Development Program (Chapter 90.90 RCW). This request will fund projects that are in various stages of completion and provide the Office of Columbia River with resources needed to make substantial progress in the 2023-25 biennium. Specifically, these funds will: provide an alternative to groundwater for agricultural users in the Odessa Subarea aquifer; deliver new sources of water for pending water right applications; develop new, uninterruptible water supply for those presently subject to interruption during times of drought or low flows; develop new municipal, domestic, industrial, and irrigation water throughout the Columbia River basin; and, place one-third of these new water supplies in-stream to meet the flow needs of fish, wildlife, and recreational users. With this investment, Ecology will help meet priority needs of the water users in the Columbia River basin. (State Building Construction Account, Columbia River Basin Water Supply Revenue Recovery Account)

**Project Description**

Agency costs for project management, oversight, technical assistance, financial management and administration related to implementing capital projects for both the Columbia River and the Yakima Integrated Plan.

**Location**

City: Statewide

County: Statewide

Legislative District: 098

**Project Type**

Grants

Grant Recipient Organization: Public Agriculture Water Supply Facilities and US. Bureau of Reclamation

RCW that establishes grant: None

**Application process used**

Grants to local entities for projects developed in cooperation with the Columbia River Basin Policy Advisory Group. Costs include maintenance and updates to the grant/loan applications in the agency's grant and loan system.

**Growth Management impacts**

None

461 - Department of Ecology  
 Capital Project Request

2023-25 Biennium

\*

Version: BI Biennial 2023-25 Initial

Report Number: CBS002

Date Run: 9/13/2022 9:59AM

Project Number: 40000583

Project Title: 2023-25 Columbia River Water Supply Development Program

**SubProjects**

SubProject Number: 40000587

SubProject Title: OCR Staffing

<u>Funding</u>		<u>Expenditures</u>			<u>2023-25 Fiscal Period</u>	
<u>Acct Code</u>	<u>Account Title</u>	<u>Estimated Total</u>	<u>Prior Biennium</u>	<u>Current Biennium</u>	<u>Reapprops</u>	<u>New Approps</u>
057-1	State Bldg Constr-State	2,000,000				2,000,000
	<b>Total</b>	<b>2,000,000</b>	<b>0</b>	<b>0</b>	<b>0</b>	<b>2,000,000</b>
<u>Future Fiscal Periods</u>						
		<u>2025-27</u>	<u>2027-29</u>	<u>2029-31</u>	<u>2031-33</u>	
057-1	State Bldg Constr-State					
	<b>Total</b>	<b>0</b>	<b>0</b>	<b>0</b>	<b>0</b>	

Operating Impacts

No Operating Impact

SubProject Number: 40000588

SubProject Title: Ecology EAGL Support

Starting Fiscal Year: 2024

Project Class: Grant

Agency Priority: 9

**Project Summary**

Ecology is requesting \$49 million in new appropriation authority to continue implementing the Columbia River Basin Water Supply Development Program (Chapter 90.90 RCW). This request will fund projects that are in various stages of completion and provide the Office of Columbia River with resources needed to make substantial progress in the 2023-25 biennium. Specifically, these funds will: provide an alternative to groundwater for agricultural users in the Odessa Subarea aquifer; deliver new sources of water for pending water right applications; develop new, uninterruptible water supply for those presently subject to interruption during times of drought or low flows; develop new municipal, domestic, industrial, and irrigation water throughout the Columbia River basin; and, place one-third of these new water supplies in-stream to meet the flow needs of fish, wildlife, and recreational users. With this investment, Ecology will help meet priority needs of the water users in the Columbia River basin. (State Building Construction Account, Columbia River Basin Water Supply Revenue Recovery Account)

**Project Description**

Maintenance of Ecology's Administration of Grants & Loans (EAGL) system.

**Location**

City: Statewide

County: Statewide

Legislative District: 098

**Project Type**

Grants



461 - Department of Ecology  
 Capital Project Request

2023-25 Biennium

\*

Version: BI Biennial 2023-25 Initial

Report Number: CBS002

Date Run: 9/13/2022 9:59AM

Project Number: 40000583

Project Title: 2023-25 Columbia River Water Supply Development Program

**SubProjects**

SubProject Number: 40000588

SubProject Title: Ecology EAGL Support

Grant Recipient Organization: Public Agriculture Water Supply Facilities and US. Bureau of Reclamation

RCW that establishes grant: None

**Application process used**

Grants to local entities for projects developed in cooperation with the Columbia River Basin Policy Advisory Group. Costs include maintenance and updates to the grant/loan applications in the agency's grant and loan system.

**Growth Management impacts**

None

**Funding**

Acct Code	Account Title	Estimated Total	Expenditures		2023-25 Fiscal Period	
			Prior Biennium	Current Biennium	Reappropriations	New Appropriations
057-1	State Bldg Constr-State	20,000				20,000
	<b>Total</b>	<b>20,000</b>	<b>0</b>	<b>0</b>	<b>0</b>	<b>20,000</b>

**Future Fiscal Periods**

Acct Code	Account Title	2025-27	2027-29	2029-31	2031-33
057-1	State Bldg Constr-State				
	<b>Total</b>	<b>0</b>	<b>0</b>	<b>0</b>	<b>0</b>

**Operating Impacts**

No Operating Impact

SubProject Number: 40000589

SubProject Title: Walla Walla 2050, EIS, Bi-State Flow study, USGS GW

461 - Department of Ecology  
 Capital Project Request

2023-25 Biennium

\*

Version: BI Biennial 2023-25 Initial

Report Number: CBS002

Date Run: 9/13/2022 9:59AM

Project Number: 40000583

Project Title: 2023-25 Columbia River Water Supply Development Program

**SubProjects**

SubProject Number: 40000589

SubProject Title: Walla Walla 2050, EIS, Bi-State Flow study, USGS GW

Starting Fiscal Year: 2024

Project Class: Grant

Agency Priority: 9

**Project Summary**

Ecology is requesting \$49 million in new appropriation authority to continue implementing the Columbia River Basin Water Supply Development Program (Chapter 90.90 RCW). This request will fund projects that are in various stages of completion and provide the Office of Columbia River with resources needed to make substantial progress in the 2023-25 biennium. Specifically, these funds will: provide an alternative to groundwater for agricultural users in the Odessa Subarea aquifer; deliver new sources of water for pending water right applications; develop new, uninterrupted water supply for those presently subject to interruption during times of drought or low flows; develop new municipal, domestic, industrial, and irrigation water throughout the Columbia River basin; and, place one-third of these new water supplies in-stream to meet the flow needs of fish, wildlife, and recreational users. With this investment, Ecology will help meet priority needs of the water users in the Columbia River basin. (State Building Construction Account, Columbia River Basin Water Supply Revenue Recovery Account)

**Project Description**

Funding to conduct a programmatic Environmental Impact Statement on the recent flow enhancement study of the Walla Walla basin that examines approaches to enhancing flows in the Basin. Please Note – The Walla Walla basin includes area in both Washington as well as Oregon and sits on the boundary of both states. The headwaters of the basin are located in Oregon and flow across Washington to the Snake / Columbia River system. This project will conduct work that includes water supply solutions for the entire watershed.

**Location**

City: Walla Walla

County: Walla Walla

Legislative District: 016

**Project Type**

Grants

Grant Recipient Organization: Public Agriculture Water Supply Facilities and US. Bureau of Reclamation

RCW that establishes grant: None

**Application process used**

Grants to local entities for projects developed in cooperation with the Columbia River Basin Policy Advisory Group. Costs include maintenance and updates to the grant/loan applications in the agency's grant and loan system.

**Growth Management impacts**

None

**Funding**

Acct Code	Account Title	Expenditures			2023-25 Fiscal Period	
		Estimated Total	Prior Biennium	Current Biennium	Reappropriations	New Appropriations
057-1	State Bldg Constr-State	4,730,000				4,730,000
	<b>Total</b>	<b>4,730,000</b>	<b>0</b>	<b>0</b>	<b>0</b>	<b>4,730,000</b>

461 - Department of Ecology  
 Capital Project Request

2023-25 Biennium

\*

Version: BI Biennial 2023-25 Initial

Report Number: CBS002

Date Run: 9/13/2022 9:59AM

Project Number: 40000583

Project Title: 2023-25 Columbia River Water Supply Development Program

**SubProjects**

SubProject Number: 40000589

SubProject Title: Walla Walla 2050, EIS, Bi-State Flow study, USGS GW

	Future Fiscal Periods			
	2025-27	2027-29	2029-31	2031-33
057-1 State Bldg Constr-State				
<b>Total</b>	<b>0</b>	<b>0</b>	<b>0</b>	<b>0</b>

Operating Impacts

No Operating Impact

SubProject Number: 40000590

SubProject Title: Quad Cities (City of West Richland/Richland, Pasco) - ASR

Starting Fiscal Year: 2024

Project Class: Grant

Agency Priority: 9

**Project Summary**

Ecology is requesting \$49 million in new appropriation authority to continue implementing the Columbia River Basin Water Supply Development Program (Chapter 90.90 RCW). This request will fund projects that are in various stages of completion and provide the Office of Columbia River with resources needed to make substantial progress in the 2023-25 biennium. Specifically, these funds will: provide an alternative to groundwater for agricultural users in the Odessa Subarea aquifer; deliver new sources of water for pending water right applications; develop new, uninterruptible water supply for those presently subject to interruption during times of drought or low flows; develop new municipal, domestic, industrial, and irrigation water throughout the Columbia River basin; and, place one-third of these new water supplies in-stream to meet the flow needs of fish, wildlife, and recreational users. With this investment, Ecology will help meet priority needs of the water users in the Columbia River basin. (State Building Construction Account, Columbia River Basin Water Supply Revenue Recovery Account)

**Project Description**

Drill and test sites to locate potential aquifer storage and recovery (ASR) opportunities. ASR projects store water in underground aquifers until needed.

**Location**

City: Statewide

County: Statewide

Legislative District: 098

**Project Type**

Grants

461 - Department of Ecology  
 Capital Project Request

2023-25 Biennium

\*

Version: BI Biennial 2023-25 Initial

Report Number: CBS002

Date Run: 9/13/2022 9:59AM

Project Number: 40000583

Project Title: 2023-25 Columbia River Water Supply Development Program

**SubProjects**

SubProject Number: 40000590

SubProject Title: Quad Cities (City of West Richland/Richland, Pasco) - ASR

Grant Recipient Organization: Public Agriculture Water Supply Facilities and US. Bureau of Reclamation

RCW that establishes grant: None

**Application process used**

Grants to local entities for projects developed in cooperation with the Columbia River Basin Policy Advisory Group. Costs include maintenance and updates to the grant/loan applications in the agency's grant and loan system.

**Growth Management impacts**

None

**Funding**

Acct Code	Account Title	Estimated Total	Expenditures		2023-25 Fiscal Period	
			Prior Biennium	Current Biennium	Reapprops	New Approps
057-1	State Bldg Constr-State	3,500,000				3,500,000
	<b>Total</b>	<b>3,500,000</b>	<b>0</b>	<b>0</b>	<b>0</b>	<b>3,500,000</b>

**Future Fiscal Periods**

Acct Code	Account Title	2025-27	2027-29	2029-31	2031-33
		057-1	State Bldg Constr-State	0	0
	<b>Total</b>	<b>0</b>	<b>0</b>	<b>0</b>	<b>0</b>

**Operating Impacts**

No Operating Impact

SubProject Number: 40000591

SubProject Title: FDR payment

461 - Department of Ecology  
 Capital Project Request

2023-25 Biennium

\*

Version: BI Biennial 2023-25 Initial

Report Number: CBS002

Date Run: 9/13/2022 9:59AM

Project Number: 40000583

Project Title: 2023-25 Columbia River Water Supply Development Program

**SubProjects**

SubProject Number: 40000591

SubProject Title: FDR payment

Starting Fiscal Year: 2024

Project Class: Grant

Agency Priority: 9

**Project Summary**

Ecology is requesting \$49 million in new appropriation authority to continue implementing the Columbia River Basin Water Supply Development Program (Chapter 90.90 RCW). This request will fund projects that are in various stages of completion and provide the Office of Columbia River with resources needed to make substantial progress in the 2023-25 biennium. Specifically, these funds will: provide an alternative to groundwater for agricultural users in the Odessa Subarea aquifer; deliver new sources of water for pending water right applications; develop new, uninterruptible water supply for those presently subject to interruption during times of drought or low flows; develop new municipal, domestic, industrial, and irrigation water throughout the Columbia River basin; and, place one-third of these new water supplies in-stream to meet the flow needs of fish, wildlife, and recreational users. With this investment, Ecology will help meet priority needs of the water users in the Columbia River basin. (State Building Construction Account, Columbia River Basin Water Supply Revenue Recovery Account)

**Project Description**

Water service contract with USBR to provide water from Lake Roosevelt to end users. The water will be used to benefit municipal/industrial supply, the Odessa Subarea interruptible water right holders and instream flows. This is the next installment to maintain the existing lease agreement that runs through 2051.

**Location**

City: Coulee Dam

County: Okanogan

Legislative District: 012

**Project Type**

Grants

Grant Recipient Organization: Public Agriculture Water Supply Facilities and US. Bureau of Reclamation

RCW that establishes grant: None

**Application process used**

Grants to local entities for projects developed in cooperation with the Columbia River Basin Policy Advisory Group. Costs include maintenance and updates to the grant/loan applications in the agency's grant and loan system.

**Growth Management impacts**

None

**Funding**

Acct Code	Account Title	Estimated Total	Expenditures		2023-25 Fiscal Period	
			Prior Biennium	Current Biennium	Reapprops	New Approps
057-1	State Bldg Constr-State	1,000,000				1,000,000
	<b>Total</b>	<b>1,000,000</b>	<b>0</b>	<b>0</b>	<b>0</b>	<b>1,000,000</b>

461 - Department of Ecology  
Capital Project Request

2023-25 Biennium

\*

Version: BI Biennial 2023-25 Initial

Report Number: CBS002

Date Run: 9/13/2022 9:59AM

Project Number: 40000583

Project Title: 2023-25 Columbia River Water Supply Development Program

**SubProjects**

SubProject Number: 40000591

SubProject Title: FDR payment

	Future Fiscal Periods			
	2025-27	2027-29	2029-31	2031-33
057-1 State Bldg Constr-State				
<b>Total</b>	<b>0</b>	<b>0</b>	<b>0</b>	<b>0</b>

Operating Impacts

No Operating Impact

SubProject Number: 40000592

SubProject Title: "Columbia Basin ASR

Starting Fiscal Year: 2024

Project Class: Grant

Agency Priority: 9

**Project Summary**

Ecology is requesting \$49 million in new appropriation authority to continue implementing the Columbia River Basin Water Supply Development Program (Chapter 90.90 RCW). This request will fund projects that are in various stages of completion and provide the Office of Columbia River with resources needed to make substantial progress in the 2023-25 biennium. Specifically, these funds will: provide an alternative to groundwater for agricultural users in the Odessa Subarea aquifer; deliver new sources of water for pending water right applications; develop new, uninterruptible water supply for those presently subject to interruption during times of drought or low flows; develop new municipal, domestic, industrial, and irrigation water throughout the Columbia River basin; and, place one-third of these new water supplies in-stream to meet the flow needs of fish, wildlife, and recreational users. With this investment, Ecology will help meet priority needs of the water users in the Columbia River basin. (State Building Construction Account, Columbia River Basin Water Supply Revenue Recovery Account)

**Project Description**

Drill and test sites to locate potential aquifer storage and recovery (ASR) opportunities. ASR projects store water in underground aquifers until needed (including Rilette and Othello) .

**Location**

City: Statewide

County: Statewide

Legislative District: 098

**Project Type**

Grants

461 - Department of Ecology  
 Capital Project Request

2023-25 Biennium

\*

Version: BI Biennial 2023-25 Initial

Report Number: CBS002

Date Run: 9/13/2022 9:59AM

Project Number: 40000583

Project Title: 2023-25 Columbia River Water Supply Development Program

**SubProjects**

SubProject Number: 40000592

SubProject Title: "Columbia Basin ASR

Grant Recipient Organization: Public Agriculture Water Supply Facilities and US. Bureau of Reclamation

RCW that establishes grant: None

**Application process used**

Grants to local entities for projects developed in cooperation with the Columbia River Basin Policy Advisory Group. Costs include maintenance and updates to the grant/loan applications in the agency's grant and loan system.

**Growth Management impacts**

None

**Funding**

Acct Code	Account Title	Estimated Total	Expenditures		2023-25 Fiscal Period	
			Prior Biennium	Current Biennium	Reappropriations	New Appropriations
057-1	State Bldg Constr-State	2,500,000				2,500,000
	<b>Total</b>	<b>2,500,000</b>	<b>0</b>	<b>0</b>	<b>0</b>	<b>2,500,000</b>

**Future Fiscal Periods**

Acct Code	Account Title	2025-27	2027-29	2029-31	2031-33
		057-1	State Bldg Constr-State	0	0
	<b>Total</b>	<b>0</b>	<b>0</b>	<b>0</b>	<b>0</b>

**Operating Impacts**

No Operating Impact

SubProject Number: 40000593

SubProject Title: Odessa - mitigation

461 - Department of Ecology  
 Capital Project Request

2023-25 Biennium

\*

Version: BI Biennial 2023-25 Initial

Report Number: CBS002

Date Run: 9/13/2022 9:59AM

Project Number: 40000583

Project Title: 2023-25 Columbia River Water Supply Development Program

**SubProjects**

SubProject Number: 40000593

SubProject Title: Odessa - mitigation

Starting Fiscal Year: 2024

Project Class: Grant

Agency Priority: 9

**Project Summary**

Ecology is requesting \$49 million in new appropriation authority to continue implementing the Columbia River Basin Water Supply Development Program (Chapter 90.90 RCW). This request will fund projects that are in various stages of completion and provide the Office of Columbia River with resources needed to make substantial progress in the 2023-25 biennium. Specifically, these funds will: provide an alternative to groundwater for agricultural users in the Odessa Subarea aquifer; deliver new sources of water for pending water right applications; develop new, uninterrupted water supply for those presently subject to interruption during times of drought or low flows; develop new municipal, domestic, industrial, and irrigation water throughout the Columbia River basin; and, place one-third of these new water supplies in-stream to meet the flow needs of fish, wildlife, and recreational users. With this investment, Ecology will help meet priority needs of the water users in the Columbia River basin. (State Building Construction Account, Columbia River Basin Water Supply Revenue Recovery Account)

**Project Description**

Mitigation-related projects to facilitate replacing groundwater withdrawals with a surface water source that will ease the burden on the aquifers. Additional baseline monitoring for the Odessa Subarea aquifer for comparative purposes going forward when OGWRP wells are retired. Includes transducers and/or other necessary equipment.

**Location**

City: Statewide

County: Statewide

Legislative District: 098

**Project Type**

Grants

Grant Recipient Organization: Public Agriculture Water Supply Facilities and US. Bureau of Reclamation

RCW that establishes grant: None

**Application process used**

Grants to local entities for projects developed in cooperation with the Columbia River Basin Policy Advisory Group. Costs include maintenance and updates to the grant/loan applications in the agency's grant and loan system.

**Growth Management impacts**

None

**Funding**

Acct Code	Account Title	Estimated Total	Expenditures		2023-25 Fiscal Period	
			Prior Biennium	Current Biennium	Reapprops	New Approps
057-1	State Bldg Constr-State	600,000				600,000
	<b>Total</b>	<b>600,000</b>	<b>0</b>	<b>0</b>	<b>0</b>	<b>600,000</b>



461 - Department of Ecology  
Capital Project Request

2023-25 Biennium

\*

Version: BI Biennial 2023-25 Initial

Report Number: CBS002

Date Run: 9/13/2022 9:59AM

Project Number: 40000583

Project Title: 2023-25 Columbia River Water Supply Development Program

**SubProjects**

SubProject Number: 40000593

SubProject Title: Odessa - mitigation

	Future Fiscal Periods			
	2025-27	2027-29	2029-31	2031-33
057-1 State Bldg Constr-State				
<b>Total</b>	<b>0</b>	<b>0</b>	<b>0</b>	<b>0</b>

Operating Impacts

No Operating Impact

SubProject Number: 40000594

SubProject Title: CRPAG & WASACC facilitation & Leg Report

Starting Fiscal Year: 2024

Project Class: Grant

Agency Priority: 9

**Project Summary**

Ecology is requesting \$49 million in new appropriation authority to continue implementing the Columbia River Basin Water Supply Development Program (Chapter 90.90 RCW). This request will fund projects that are in various stages of completion and provide the Office of Columbia River with resources needed to make substantial progress in the 2023-25 biennium. Specifically, these funds will: provide an alternative to groundwater for agricultural users in the Odessa Subarea aquifer; deliver new sources of water for pending water right applications; develop new, uninterruptible water supply for those presently subject to interruption during times of drought or low flows; develop new municipal, domestic, industrial, and irrigation water throughout the Columbia River basin; and, place one-third of these new water supplies in-stream to meet the flow needs of fish, wildlife, and recreational users. With this investment, Ecology will help meet priority needs of the water users in the Columbia River basin. (State Building Construction Account, Columbia River Basin Water Supply Revenue Recovery Account)

**Project Description**

Agency costs for stakeholder facilitation and consultant legislative report management and technical assistance related to implementing capital projects.

**Location**

City: Statewide

County: Statewide

Legislative District: 098

**Project Type**

Grants

461 - Department of Ecology  
 Capital Project Request

2023-25 Biennium

\*

Version: BI Biennial 2023-25 Initial

Report Number: CBS002

Date Run: 9/13/2022 9:59AM

Project Number: 40000583

Project Title: 2023-25 Columbia River Water Supply Development Program

**SubProjects**

SubProject Number: 40000594

SubProject Title: CRPAG & WASACC facilitation & Leg Report

Grant Recipient Organization: Public Agriculture Water Supply Facilities and US. Bureau of Reclamation

RCW that establishes grant: None

**Application process used**

Grants to local entities for projects developed in cooperation with the Columbia River Basin Policy Advisory Group. Costs include maintenance and updates to the grant/loan applications in the agency's grant and loan system.

**Growth Management impacts**

None

**Funding**

Acct Code	Account Title	Estimated Total	Expenditures		2023-25 Fiscal Period	
			Prior Biennium	Current Biennium	Reappropriations	New Appropriations
057-1	State Bldg Constr-State	600,000				600,000
	<b>Total</b>	<b>600,000</b>	<b>0</b>	<b>0</b>	<b>0</b>	<b>600,000</b>

Acct Code	Account Title	Future Fiscal Periods			
		2025-27	2027-29	2029-31	2031-33
057-1	State Bldg Constr-State				
	<b>Total</b>	<b>0</b>	<b>0</b>	<b>0</b>	<b>0</b>

**Operating Impacts**

No Operating Impact

SubProject Number: 40000595

SubProject Title: Pasco Basin Water Supply (508-14)

461 - Department of Ecology  
 Capital Project Request

2023-25 Biennium

\*

Version: BI Biennial 2023-25 Initial

Report Number: CBS002

Date Run: 9/13/2022 9:59AM

Project Number: 40000583

Project Title: 2023-25 Columbia River Water Supply Development Program

**SubProjects**

SubProject Number: 40000595

SubProject Title: Pasco Basin Water Supply (508-14)

Starting Fiscal Year: 2024

Project Class: Grant

Agency Priority: 9

**Project Summary**

Ecology is requesting \$49 million in new appropriation authority to continue implementing the Columbia River Basin Water Supply Development Program (Chapter 90.90 RCW). This request will fund projects that are in various stages of completion and provide the Office of Columbia River with resources needed to make substantial progress in the 2023-25 biennium. Specifically, these funds will: provide an alternative to groundwater for agricultural users in the Odessa Subarea aquifer; deliver new sources of water for pending water right applications; develop new, uninterrupted water supply for those presently subject to interruption during times of drought or low flows; develop new municipal, domestic, industrial, and irrigation water throughout the Columbia River basin; and, place one-third of these new water supplies in-stream to meet the flow needs of fish, wildlife, and recreational users. With this investment, Ecology will help meet priority needs of the water users in the Columbia River basin. (State Building Construction Account, Columbia River Basin Water Supply Revenue Recovery Account)

**Project Description**

Explore infrastructure and technical requirements for Ecology to implement the current rule, 508-14 WAC, which allows the Agency to issue groundwater permits in parts of Adams, Grant, and Franklin counties.

**Location**

City: Statewide

County: Statewide

Legislative District: 098

**Project Type**

Grants

Grant Recipient Organization: Public Agriculture Water Supply Facilities and US. Bureau of Reclamation

RCW that establishes grant: None

**Application process used**

Grants to local entities for projects developed in cooperation with the Columbia River Basin Policy Advisory Group. Costs include maintenance and updates to the grant/loan applications in the agency's grant and loan system.

**Growth Management impacts**

None

**Funding**

Acct Code	Account Title	Expenditures			2023-25 Fiscal Period	
		Estimated Total	Prior Biennium	Current Biennium	Reappropriations	New Appropriations
057-1	State Bldg Constr-State	400,000				400,000
	<b>Total</b>	<b>400,000</b>	<b>0</b>	<b>0</b>	<b>0</b>	<b>400,000</b>

461 - Department of Ecology  
Capital Project Request

2023-25 Biennium

\*

Version: BI Biennial 2023-25 Initial

Report Number: CBS002

Date Run: 9/13/2022 9:59AM

Project Number: 40000583

Project Title: 2023-25 Columbia River Water Supply Development Program

**SubProjects**

SubProject Number: 40000595

SubProject Title: Pasco Basin Water Supply (508-14)

	Future Fiscal Periods			
	2025-27	2027-29	2029-31	2031-33
057-1 State Bldg Constr-State				
<b>Total</b>	<b>0</b>	<b>0</b>	<b>0</b>	<b>0</b>

Operating Impacts

No Operating Impact

SubProject Number: 40000596

SubProject Title: Switzler Storage EIS completion

Starting Fiscal Year: 2024

Project Class: Grant

Agency Priority: 9

**Project Summary**

Ecology is requesting \$49 million in new appropriation authority to continue implementing the Columbia River Basin Water Supply Development Program (Chapter 90.90 RCW). This request will fund projects that are in various stages of completion and provide the Office of Columbia River with resources needed to make substantial progress in the 2023-25 biennium. Specifically, these funds will: provide an alternative to groundwater for agricultural users in the Odessa Subarea aquifer; deliver new sources of water for pending water right applications; develop new, uninterruptible water supply for those presently subject to interruption during times of drought or low flows; develop new municipal, domestic, industrial, and irrigation water throughout the Columbia River basin; and, place one-third of these new water supplies in-stream to meet the flow needs of fish, wildlife, and recreational users. With this investment, Ecology will help meet priority needs of the water users in the Columbia River basin. (State Building Construction Account, Columbia River Basin Water Supply Revenue Recovery Account)

**Project Description**

Completion of an Environmental Impact Statement related to storage project.

**Location**

City: Unincorporated

County: Benton

Legislative District: 016

**Project Type**

Grants

461 - Department of Ecology  
 Capital Project Request

2023-25 Biennium

\*

Version: BI Biennial 2023-25 Initial

Report Number: CBS002

Date Run: 9/13/2022 9:59AM

Project Number: 40000583

Project Title: 2023-25 Columbia River Water Supply Development Program

**SubProjects**

SubProject Number: 40000596

SubProject Title: Switzler Storage EIS completion

Grant Recipient Organization: Public Agriculture Water Supply Facilities and US. Bureau of Reclamation

RCW that establishes grant: None

**Application process used**

Grants to local entities for projects developed in cooperation with the Columbia River Basin Policy Advisory Group. Costs include maintenance and updates to the grant/loan applications in the agency's grant and loan system.

**Growth Management impacts**

None

**Funding**

Acct Code	Account Title	Estimated Total	Expenditures		2023-25 Fiscal Period	
			Prior Biennium	Current Biennium	Reappropriations	New Appropriations
057-1	State Bldg Constr-State	200,000				200,000
	<b>Total</b>	<b>200,000</b>	<b>0</b>	<b>0</b>	<b>0</b>	<b>200,000</b>

**Future Fiscal Periods**

Acct Code	Account Title	2025-27	2027-29	2029-31	2031-33
057-1	State Bldg Constr-State				
	<b>Total</b>	<b>0</b>	<b>0</b>	<b>0</b>	<b>0</b>

**Operating Impacts**

No Operating Impact

SubProject Number: 40000597

SubProject Title: Small municipal source exploration

461 - Department of Ecology  
 Capital Project Request

2023-25 Biennium

\*

Version: BI Biennial 2023-25 Initial

Report Number: CBS002

Date Run: 9/13/2022 9:59AM

Project Number: 40000583

Project Title: 2023-25 Columbia River Water Supply Development Program

**SubProjects**

SubProject Number: 40000597

SubProject Title: Small municipal source exploration

Starting Fiscal Year: 2024

Project Class: Grant

Agency Priority: 9

**Project Summary**

Ecology is requesting \$49 million in new appropriation authority to continue implementing the Columbia River Basin Water Supply Development Program (Chapter 90.90 RCW). This request will fund projects that are in various stages of completion and provide the Office of Columbia River with resources needed to make substantial progress in the 2023-25 biennium. Specifically, these funds will: provide an alternative to groundwater for agricultural users in the Odessa Subarea aquifer; deliver new sources of water for pending water right applications; develop new, uninterrupted water supply for those presently subject to interruption during times of drought or low flows; develop new municipal, domestic, industrial, and irrigation water throughout the Columbia River basin; and, place one-third of these new water supplies in-stream to meet the flow needs of fish, wildlife, and recreational users. With this investment, Ecology will help meet priority needs of the water users in the Columbia River basin. (State Building Construction Account, Columbia River Basin Water Supply Revenue Recovery Account)

**Project Description**

Exploring additional sources for small municipal systems, including White Salmon and Colville Tribe.

**Location**

City: Statewide

County: Statewide

Legislative District: 098

**Project Type**

Grants

Grant Recipient Organization: Public Agriculture Water Supply Facilities and US. Bureau of Reclamation

RCW that establishes grant: None

**Application process used**

Grants to local entities for projects developed in cooperation with the Columbia River Basin Policy Advisory Group. Costs include maintenance and updates to the grant/loan applications in the agency's grant and loan system.

**Growth Management impacts**

None

**Funding**

Acct Code	Account Title	Expenditures			2023-25 Fiscal Period	
		Estimated Total	Prior Biennium	Current Biennium	Reappropriations	New Appropriations
057-1	State Bldg Constr-State	500,000				500,000
	<b>Total</b>	<b>500,000</b>	<b>0</b>	<b>0</b>	<b>0</b>	<b>500,000</b>
<b>Future Fiscal Periods</b>						
		<u>2025-27</u>	<u>2027-29</u>	<u>2029-31</u>	<u>2031-33</u>	
057-1	State Bldg Constr-State	0	0	0	0	
	<b>Total</b>	<b>0</b>	<b>0</b>	<b>0</b>	<b>0</b>	

461 - Department of Ecology  
Capital Project Request

2023-25 Biennium

\*

Version: BI Biennial 2023-25 Initial

Report Number: CBS002

Date Run: 9/13/2022 9:59AM

Project Number: 40000583

Project Title: 2023-25 Columbia River Water Supply Development Program

**SubProjects**

SubProject Number: 40000597

SubProject Title: Small municipal source exploration

**Operating Impacts**

No Operating Impact

SubProject Number: 40000598

SubProject Title: Feedroute

Starting Fiscal Year: 2024

Project Class: Grant

Agency Priority: 9

**Project Summary**

Ecology is requesting \$49 million in new appropriation authority to continue implementing the Columbia River Basin Water Supply Development Program (Chapter 90.90 RCW). This request will fund projects that are in various stages of completion and provide the Office of Columbia River with resources needed to make substantial progress in the 2023-25 biennium. Specifically, these funds will: provide an alternative to groundwater for agricultural users in the Odessa Subarea aquifer; deliver new sources of water for pending water right applications; develop new, uninterruptible water supply for those presently subject to interruption during times of drought or low flows; develop new municipal, domestic, industrial, and irrigation water throughout the Columbia River basin; and, place one-third of these new water supplies in-stream to meet the flow needs of fish, wildlife, and recreational users. With this investment, Ecology will help meet priority needs of the water users in the Columbia River basin. (State Building Construction Account, Columbia River Basin Water Supply Revenue Recovery Account)

**Project Description**

The project provides a more reliable source of water to the southern portion of the Columbia Basin Project by delivering additional water to Potholes Reservoir. The water is conveyed via Crab Creek and the Frenchman Hills Wasteway.

**Location**

City: Statewide

County: Statewide

Legislative District: 098

**Project Type**

Grants

Grant Recipient Organization: Public Agriculture Water Supply Facilities and US. Bureau of Reclamation

RCW that establishes grant: None

**Application process used**

Grants to local entities for projects developed in cooperation with the Columbia River Basin Policy Advisory Group. Costs include maintenance and updates to the grant/loan applications in the agency's grant and loan system.

**Growth Management impacts**

None

461 - Department of Ecology  
 Capital Project Request

2023-25 Biennium

\*

Version: BI Biennial 2023-25 Initial

Report Number: CBS002

Date Run: 9/13/2022 9:59AM

Project Number: 40000583

Project Title: 2023-25 Columbia River Water Supply Development Program

**SubProjects**

SubProject Number: 40000598

SubProject Title: Feedroute

<u>Funding</u>		<u>Expenditures</u>			<u>2023-25 Fiscal Period</u>	
<u>Acct Code</u>	<u>Account Title</u>	<u>Estimated Total</u>	<u>Prior Biennium</u>	<u>Current Biennium</u>	<u>Reapprops</u>	<u>New Approps</u>
057-1	State Bldg Constr-State	1,700,000				1,700,000
	<b>Total</b>	<b>1,700,000</b>	<b>0</b>	<b>0</b>	<b>0</b>	<b>1,700,000</b>
<u>Future Fiscal Periods</u>						
		<u>2025-27</u>	<u>2027-29</u>	<u>2029-31</u>	<u>2031-33</u>	
057-1	State Bldg Constr-State					
	<b>Total</b>	<b>0</b>	<b>0</b>	<b>0</b>	<b>0</b>	

Operating Impacts

No Operating Impact

SubProject Number: 40000599

SubProject Title: Interim Supply and Demand Forecast Research

Starting Fiscal Year: 2024

Project Class: Grant

Agency Priority: 9

**Project Summary**

Ecology is requesting \$49 million in new appropriation authority to continue implementing the Columbia River Basin Water Supply Development Program (Chapter 90.90 RCW). This request will fund projects that are in various stages of completion and provide the Office of Columbia River with resources needed to make substantial progress in the 2023-25 biennium. Specifically, these funds will: provide an alternative to groundwater for agricultural users in the Odessa Subarea aquifer; deliver new sources of water for pending water right applications; develop new, uninterruptible water supply for those presently subject to interruption during times of drought or low flows; develop new municipal, domestic, industrial, and irrigation water throughout the Columbia River basin; and, place one-third of these new water supplies in-stream to meet the flow needs of fish, wildlife, and recreational users. With this investment, Ecology will help meet priority needs of the water users in the Columbia River basin. (State Building Construction Account, Columbia River Basin Water Supply Revenue Recovery Account)

**Project Description**

The Office of the Columbia River must develop a long-term water supply and demand forecast every five years, pursuant to RCW 90.90.040. Following the 2021 Report, work on lessons learned and next steps for the 2026 Forecast. Includes continued groundwater refinement and necessary equipment to expand groundwater monitoring throughout the Columbia Basin.

**Location**

City: Statewide

County: Statewide

Legislative District: 098



461 - Department of Ecology  
 Capital Project Request

2023-25 Biennium

\*

Version: BI Biennial 2023-25 Initial

Report Number: CBS002

Date Run: 9/13/2022 9:59AM

Project Number: 40000583

Project Title: 2023-25 Columbia River Water Supply Development Program

**SubProjects**

**Project Type**

SubProject Number: 40000599

SubProject Title: Interim Supply and Demand Forecast Research

**Project Type**

Grants

Grant Recipient Organization: Public Agriculture Water Supply Facilities and US. Bureau of Reclamation

RCW that establishes grant: None

**Application process used**

Grants to local entities for projects developed in cooperation with the Columbia River Basin Policy Advisory Group. Costs include maintenance and updates to the grant/loan applications in the agency's grant and loan system.

**Growth Management impacts**

None

**Funding**

Acct Code	Account Title	Estimated Total	Expenditures		2023-25 Fiscal Period	
			Prior Biennium	Current Biennium	Reappropriations	New Appropriations
057-1	State Bldg Constr-State	500,000				500,000
	<b>Total</b>	<b>500,000</b>	<b>0</b>	<b>0</b>	<b>0</b>	<b>500,000</b>
<b>Future Fiscal Periods</b>						
		<u>2025-27</u>	<u>2027-29</u>	<u>2029-31</u>	<u>2031-33</u>	
057-1	State Bldg Constr-State	0	0	0	0	
	<b>Total</b>	<b>0</b>	<b>0</b>	<b>0</b>	<b>0</b>	

**Operating Impacts**

No Operating Impact

SubProject Number: 40000600

SubProject Title: Water Acquisitions

461 - Department of Ecology  
 Capital Project Request

2023-25 Biennium

\*

Version: BI Biennial 2023-25 Initial

Report Number: CBS002

Date Run: 9/13/2022 9:59AM

Project Number: 40000583

Project Title: 2023-25 Columbia River Water Supply Development Program

**SubProjects**

SubProject Number: 40000600

SubProject Title: Water Acquisitions

Starting Fiscal Year: 2024

Project Class: Grant

Agency Priority: 9

**Project Summary**

Ecology is requesting \$49 million in new appropriation authority to continue implementing the Columbia River Basin Water Supply Development Program (Chapter 90.90 RCW). This request will fund projects that are in various stages of completion and provide the Office of Columbia River with resources needed to make substantial progress in the 2023-25 biennium. Specifically, these funds will: provide an alternative to groundwater for agricultural users in the Odessa Subarea aquifer; deliver new sources of water for pending water right applications; develop new, uninterrupted water supply for those presently subject to interruption during times of drought or low flows; develop new municipal, domestic, industrial, and irrigation water throughout the Columbia River basin; and, place one-third of these new water supplies in-stream to meet the flow needs of fish, wildlife, and recreational users. With this investment, Ecology will help meet priority needs of the water users in the Columbia River basin. (State Building Construction Account, Columbia River Basin Water Supply Revenue Recovery Account)

**Project Description**

Water right acquisitions that support instream and out-of-stream demands.

**Location**

City: Statewide

County: Statewide

Legislative District: 098

**Project Type**

Grants

Grant Recipient Organization: Public Agriculture Water Supply Facilities and US. Bureau of Reclamation

RCW that establishes grant: None

**Application process used**

Grants to local entities for projects developed in cooperation with the Columbia River Basin Policy Advisory Group. Costs include maintenance and updates to the grant/loan applications in the agency's grant and loan system.

**Growth Management impacts**

None

**Funding**

Acct Code	Account Title	Expenditures			2023-25 Fiscal Period	
		Estimated Total	Prior Biennium	Current Biennium	Reapprops	New Approps
057-1	State Bldg Constr-State	1,000,000				1,000,000
	<b>Total</b>	<b>1,000,000</b>	<b>0</b>	<b>0</b>	<b>0</b>	<b>1,000,000</b>

		Future Fiscal Periods			
		2025-27	2027-29	2029-31	2031-33
057-1	State Bldg Constr-State				
	<b>Total</b>	<b>0</b>	<b>0</b>	<b>0</b>	<b>0</b>

461 - Department of Ecology  
 Capital Project Request

2023-25 Biennium

\*

Version: BI Biennial 2023-25 Initial

Report Number: CBS002

Date Run: 9/13/2022 9:59AM

Project Number: 40000583

Project Title: 2023-25 Columbia River Water Supply Development Program

**SubProjects**

SubProject Number: 40000600

SubProject Title: Water Acquisitions

**Operating Impacts**

No Operating Impact

SubProject Number: 40000601

SubProject Title: Miscellaneous Feasibility Studies

Starting Fiscal Year: 2024

Project Class: Grant

Agency Priority: 9

**Project Summary**

Ecology is requesting \$49 million in new appropriation authority to continue implementing the Columbia River Basin Water Supply Development Program (Chapter 90.90 RCW). This request will fund projects that are in various stages of completion and provide the Office of Columbia River with resources needed to make substantial progress in the 2023-25 biennium. Specifically, these funds will: provide an alternative to groundwater for agricultural users in the Odessa Subarea aquifer; deliver new sources of water for pending water right applications; develop new, uninterruptible water supply for those presently subject to interruption during times of drought or low flows; develop new municipal, domestic, industrial, and irrigation water throughout the Columbia River basin; and, place one-third of these new water supplies in-stream to meet the flow needs of fish, wildlife, and recreational users. With this investment, Ecology will help meet priority needs of the water users in the Columbia River basin. (State Building Construction Account, Columbia River Basin Water Supply Revenue Recovery Account)

**Project Description**

Projects that support instream and out-of-stream demands and meet RCW 90.90 mandates.

**Location**

City: Statewide

County: Statewide

Legislative District: 098

**Project Type**

Grants

**Grant Recipient Organization:** Public Agriculture Water Supply Facilities and US. Bureau of Reclamation

**RCW that establishes grant:** None

**Application process used**

Grants to local entities for projects developed in cooperation with the Columbia River Basin Policy Advisory Group. Costs include maintenance and updates to the grant/loan applications in the agency's grant and loan system.

**Growth Management impacts**

None

461 - Department of Ecology  
 Capital Project Request

2023-25 Biennium

\*

Version: BI Biennial 2023-25 Initial

Report Number: CBS002

Date Run: 9/13/2022 9:59AM

Project Number: 40000583

Project Title: 2023-25 Columbia River Water Supply Development Program

**SubProjects**

SubProject Number: 40000601

SubProject Title: Miscellaneous Feasibility Studies

<u>Funding</u>		<u>Expenditures</u>			<u>2023-25 Fiscal Period</u>		
<u>Acct Code</u>	<u>Account Title</u>	<u>Estimated Total</u>	<u>Prior Biennium</u>	<u>Current Biennium</u>	<u>Reapprops</u>	<u>New Approps</u>	
296-1	Col River Bas Wtr Su-State	1,500,000				1,500,000	
	<b>Total</b>	<b>1,500,000</b>	<b>0</b>	<b>0</b>	<b>0</b>	<b>1,500,000</b>	
		<u>Future Fiscal Periods</u>					
		<u>2025-27</u>	<u>2027-29</u>	<u>2029-31</u>	<u>2031-33</u>		
296-1	Col River Bas Wtr Su-State						
	<b>Total</b>	<b>0</b>	<b>0</b>	<b>0</b>	<b>0</b>		

Operating Impacts

No Operating Impact

SubProject Number: 40000602

SubProject Title: WW lease

Starting Fiscal Year: 2024

Project Class: Grant

Agency Priority: 9

**Project Summary**

Ecology is requesting \$49 million in new appropriation authority to continue implementing the Columbia River Basin Water Supply Development Program (Chapter 90.90 RCW). This request will fund projects that are in various stages of completion and provide the Office of Columbia River with resources needed to make substantial progress in the 2023-25 biennium. Specifically, these funds will: provide an alternative to groundwater for agricultural users in the Odessa Subarea aquifer; deliver new sources of water for pending water right applications; develop new, uninterruptible water supply for those presently subject to interruption during times of drought or low flows; develop new municipal, domestic, industrial, and irrigation water throughout the Columbia River basin; and, place one-third of these new water supplies in-stream to meet the flow needs of fish, wildlife, and recreational users. With this investment, Ecology will help meet priority needs of the water users in the Columbia River basin. (State Building Construction Account, Columbia River Basin Water Supply Revenue Recovery Account)

**Project Description**

OCR would issue term permits from 4,761 ac-ft of water leased from the Port of Walla Walla. The term permits provide water on a temporary basis, allowing time for water users to find a permanent supply. The term permits expire when the lease expires (up to 10 years). This is the next installment to maintain a new lease agreement that would run through 2030.

**Location**

City: Unincorporated

County: Walla Walla

Legislative District: 016

461 - Department of Ecology  
 Capital Project Request

2023-25 Biennium

\*

Version: BI Biennial 2023-25 Initial

Report Number: CBS002

Date Run: 9/13/2022 9:59AM

Project Number: 40000583

Project Title: 2023-25 Columbia River Water Supply Development Program

**SubProjects**

**Project Type**

SubProject Number: 40000602

SubProject Title: WW lease

**Project Type**

Grants

Grant Recipient Organization: Public Agriculture Water Supply Facilities and US. Bureau of Reclamation

RCW that establishes grant: None

**Application process used**

Grants to local entities for projects developed in cooperation with the Columbia River Basin Policy Advisory Group. Costs include maintenance and updates to the grant/loan applications in the agency's grant and loan system.

**Growth Management impacts**

None

**Funding**

Acct Code	Account Title	Estimated Total	Expenditures		2023-25 Fiscal Period	
			Prior Biennium	Current Biennium	Reappropriations	New Appropriations
057-1	State Bldg Constr-State	1,000,000				1,000,000
	<b>Total</b>	<b>1,000,000</b>	<b>0</b>	<b>0</b>	<b>0</b>	<b>1,000,000</b>

**Future Fiscal Periods**

Acct Code	Account Title	2025-27	2027-29	2029-31	2031-33
057-1	State Bldg Constr-State				
	<b>Total</b>	<b>0</b>	<b>0</b>	<b>0</b>	<b>0</b>

**Operating Impacts**

No Operating Impact

SubProject Number: 40000603

SubProject Title: Columbia River Interruptibles

461 - Department of Ecology  
 Capital Project Request

2023-25 Biennium

\*

Version: BI Biennial 2023-25 Initial

Report Number: CBS002

Date Run: 9/13/2022 9:59AM

Project Number: 40000583

Project Title: 2023-25 Columbia River Water Supply Development Program

**SubProjects**

SubProject Number: 40000603

SubProject Title: Columbia River Interruptibles

Starting Fiscal Year: 2024

Project Class: Grant

Agency Priority: 9

**Project Summary**

Ecology is requesting \$49 million in new appropriation authority to continue implementing the Columbia River Basin Water Supply Development Program (Chapter 90.90 RCW). This request will fund projects that are in various stages of completion and provide the Office of Columbia River with resources needed to make substantial progress in the 2023-25 biennium. Specifically, these funds will: provide an alternative to groundwater for agricultural users in the Odessa Subarea aquifer; deliver new sources of water for pending water right applications; develop new, uninterruptible water supply for those presently subject to interruption during times of drought or low flows; develop new municipal, domestic, industrial, and irrigation water throughout the Columbia River basin; and, place one-third of these new water supplies in-stream to meet the flow needs of fish, wildlife, and recreational users. With this investment, Ecology will help meet priority needs of the water users in the Columbia River basin. (State Building Construction Account, Columbia River Basin Water Supply Revenue Recovery Account)

**Project Description**

Water supply development projects to meet the demands of existing interruptible water rights.

**Location**

City: Statewide

County: Statewide

Legislative District: 098

**Project Type**

Grants

Grant Recipient Organization: Public Agriculture Water Supply Facilities and US. Bureau of Reclamation

RCW that establishes grant: None

**Application process used**

Grants to local entities for projects developed in cooperation with the Columbia River Basin Policy Advisory Group. Costs include maintenance and updates to the grant/loan applications in the agency's grant and loan system.

**Growth Management impacts**

None

**Funding**

Acct Code	Account Title	Expenditures			2023-25 Fiscal Period	
		Estimated Total	Prior Biennium	Current Biennium	Reapprops	New Approps
057-1	State Bldg Constr-State	250,000				250,000
	<b>Total</b>	<b>250,000</b>	<b>0</b>	<b>0</b>	<b>0</b>	<b>250,000</b>

		Future Fiscal Periods			
		2025-27	2027-29	2029-31	2031-33
057-1	State Bldg Constr-State				
	<b>Total</b>	<b>0</b>	<b>0</b>	<b>0</b>	<b>0</b>

461 - Department of Ecology  
Capital Project Request

2023-25 Biennium

\*

Version: BI Biennial 2023-25 Initial

Report Number: CBS002

Date Run: 9/13/2022 9:59AM

Project Number: 40000583

Project Title: 2023-25 Columbia River Water Supply Development Program

**SubProjects**

SubProject Number: 40000603

SubProject Title: Columbia River Interruptibles

**Operating Impacts**

No Operating Impact

SubProject Number: 40000607

SubProject Title: 2023-25 Columbia River Wtr Supp Dev Prog Ten Year Financial Plan

Starting Fiscal Year: 2024

Project Class: Grant

Agency Priority: 9

**Project Summary**

Ecology is requesting \$49 million in new appropriation authority to continue implementing the Columbia River Basin Water Supply Development Program (Chapter 90.90 RCW). This request will fund projects that are in various stages of completion and provide the Office of Columbia River with resources needed to make substantial progress in the 2023-25 biennium. Specifically, these funds will: provide an alternative to groundwater for agricultural users in the Odessa Subarea aquifer; deliver new sources of water for pending water right applications; develop new, uninterruptible water supply for those presently subject to interruption during times of drought or low flows; develop new municipal, domestic, industrial, and irrigation water throughout the Columbia River basin; and, place one-third of these new water supplies in-stream to meet the flow needs of fish, wildlife, and recreational users. With this investment, Ecology will help meet priority needs of the water users in the Columbia River basin. (State Building Construction Account, Columbia River Basin Water Supply Revenue Recovery Account)

**Project Description**

Ten year financial plan

**Location**

City: Statewide

County: Statewide

Legislative District: 098

**Project Type**

Grants

Grant Recipient Organization: Public Agriculture Water Supply Facilities and US. Bureau of Reclamation

RCW that establishes grant: None

**Application process used**

Grants to local entities for projects developed in cooperation with the Columbia River Basin Policy Advisory Group. Costs include maintenance and updates to the grant/loan applications in the agency's grant and loan system.

**Growth Management impacts**

None

461 - Department of Ecology  
 Capital Project Request

2023-25 Biennium

\*

Version: BI Biennial 2023-25 Initial

Report Number: CBS002

Date Run: 9/13/2022 9:59AM

Project Number: 40000583

Project Title: 2023-25 Columbia River Water Supply Development Program

**SubProjects**

SubProject Number: 40000607

SubProject Title: 2023-25 Columbia River Wtr Supp Dev Prog Ten Year Financial Plan

<u>Funding</u>		<u>Expenditures</u>			<u>2023-25 Fiscal Period</u>	
<u>Acct Code</u>	<u>Account Title</u>	<u>Estimated Total</u>	<u>Prior Biennium</u>	<u>Current Biennium</u>	<u>Reappropriations</u>	<u>New Appropriations</u>
057-1	State Bldg Constr-State	190,000,000				
	<b>Total</b>	<b>190,000,000</b>	<b>0</b>	<b>0</b>	<b>0</b>	<b>0</b>

<u>Funding</u>		<u>Expenditures</u>			<u>2023-25 Fiscal Period</u>	
<u>Acct Code</u>	<u>Account Title</u>	<u>Estimated Total</u>	<u>Prior Biennium</u>	<u>Current Biennium</u>	<u>Reappropriations</u>	<u>New Appropriations</u>
296-1	Col River Bas Wtr Su-State	6,000,000				
	<b>Total</b>	<b>6,000,000</b>	<b>0</b>	<b>0</b>	<b>0</b>	<b>0</b>

		<u>Future Fiscal Periods</u>			
		<u>2025-27</u>	<u>2027-29</u>	<u>2029-31</u>	<u>2031-33</u>
057-1	State Bldg Constr-State	47,500,000	47,500,000	47,500,000	47,500,000
	<b>Total</b>	<b>47,500,000</b>	<b>47,500,000</b>	<b>47,500,000</b>	<b>47,500,000</b>

		<u>Future Fiscal Periods</u>			
		<u>2025-27</u>	<u>2027-29</u>	<u>2029-31</u>	<u>2031-33</u>
296-1	Col River Bas Wtr Su-State	1,500,000	1,500,000	1,500,000	1,500,000
	<b>Total</b>	<b>1,500,000</b>	<b>1,500,000</b>	<b>1,500,000</b>	<b>1,500,000</b>

Operating Impacts

No Operating Impact

Narrative

N/A



**Ecology 2023-25 Capital Budget Project List**  
**Office of Columbia River**  
**Columbia River Basin Water Supply Program**



August 2022

**Purpose:** This program was authorized by the Legislature in 2006 to expand available water supply in the Columbia River basin, provide replacement supplies for some unsustainable existing uses, and improve streamflow conditions in the Columbia and Snake Rivers. Ecology's Office of Columbia River manages the program. Projects and funding amounts are subject to change periodically as individual project scope and feasibility are determined and/or changed to enable Ecology to implement the best water supply solutions available. The Columbia River Policy Advisory Group (CRPAG) provides guidance on project selection and timing.

Rank	Project Title	Project Description	Amount	Site Address	City	County	Leg. District	Lat.	Long.
1	Odessa - OGWRP	Replacing groundwater withdrawals with a surface water source will ease the burden on the declining Odessa Aquifer. Planning, design, engineering, development coordination and construction activities associated with ALL pumping plant and delivery systems for OGWRP. *** please note that Senator Schoessler requested OCR ask for \$25M	20,000,000	Various	TBD	Grant, Adams	9, 13	Multiple Project Locations	
2	Icicle - project implementation	The Icicle Creek Water Resource Management Strategy will implement projects to meet instream and out-of-stream demand and achieve fish propagation demand, protection of instream resources, municipal and other domestic demand and irrigation requirements. In some years (such as 2001, 2005, and 2015), existing needs exceed available supply. Projects to achieve the strategy goals will undergo evaluation for readiness to proceed, environmental review, design, feasibility and/or ultimately construction.	5,000,000	Fish Hatchery Road	Leavenworth	Chelan	12	Multiple Project Locations	
3	WDFW Support (General support, Odessa, Icicle, 508-14, Trout Lodge, PSFR)	Agency costs for species, fish, wildlife and habitat technical assistance related to implementing capital projects.	2,000,000	N/A	Various	Various	N/A	No Geographic Location	
4	OCR Staffing	Agency costs for project management, oversight, technical assistance, financial management and administration related to implementing capital projects for both the Columbia River and the Yakima Integrated Plan.	2,000,000	N/A	Various	Various	N/A	No Geographic Location	
5	Ecology EAGL Support	Maintenance of Ecology's Administration of Grants & Loans (EAGL) system.	20,000	N/A	Various	Various	N/A	No Geographic Location	
6	Walla Walla 2050, EIS, Bi-State Flow study, USGS GW	Funding to conduct a programmatic Environmental Impact Statement on the recent flow enhancement study of the Walla Walla basin that examines approaches to enhancing flows in the Basin. Please Note – The Walla Walla basin includes area in both Washington as well as Oregon and sits on the boundary of both states. The headwaters of the basin are located in Oregon and flow across Washington to the Snake / Columbia River system. This project will conduct work that includes water supply solutions for the entire watershed.	4,730,000	405 West Main Street	Walla Walla	Walla Walla	16	46.06	-118.35
7	Quad Cities (City of West Richland/Richland, Pasco) - ASR	Drill and test sites to locate potential aquifer storage and recovery (ASR) opportunities. A SR projects store water in underground aquifers until needed.	3,500,000	Various	TBD	Walla Walla, Yakima	8, 16	Multiple Project Locations	
8	FDR payment	Water service contract with USBR to provide water from Lake Roosevelt to end users. The water will be used to benefit municipal/industrial supply, the Odessa Subarea interruptible water right holders and instream flows. This is the next installment to maintain the existing lease agreement that runs through 2051.	1,000,000	Grand Coulee Dam	Coulee	Okanogan	12	47.96	-118.98
9	Columbia Basin ASR	Drill and test sites to locate potential aquifer storage and recovery (ASR) opportunities. ASR projects store water in underground aquifers until needed (including Rilette and Othello).	2,500,000	Various	TBD	Various	Various	TBD	TBD
10	Odessa - mitigation	Mitigation-related projects to facilitate replacing groundwater withdrawals with a surface water source that will ease the burden on the aquifers. Additional baseline monitoring for the Odessa Subarea aquifer for comparative purposes going forward when OGWRP wells are retired. Includes transducers and/or other necessary equipment.	600,000	Various	Various	Grant, Adams	9, 13	Multiple Project Locations	
11	CRPAG & WASACC facilitation & Leg Report	Agency costs for stakeholder facilitation and consultant legislative report management and technical assistance related to implementing capital projects.	600,000	Various	N/A	Grant, Adams	N/A	No Geographic Location	
12	Pasco Basin Water Supply (508-14)	Explore infrastructure and technical requirements for Ecology to implement the current rule, 508-14 WAC, which allows the Agency to issue groundwater permits in parts of Adams, Grant, and Franklin counties.	400,000	Various	Various	Grant, Adams, Franklin	9, 16	Multiple Project Locations	
13	Switzler Storage EIS completion	Completion of an Environmental Impact Statement related to storage project.	200,000	Various	N/A	Benton	16	45.96	-119.11

Rank	Project Title	Project Description	Amount	Site Address	City	County	Leg. District	Lat.	Long.
14	Small municipal source exploration	Exploring additional sources for small municipal systems, including White Salmon and Colville Tribe.	500,000	Various	Various	TBD	TBD	TBD	TBD
15	Feedroute	The project provides a more reliable source of water to the southern portion of the Columbia Basin Project by delivering additional water to Potholes Reservoir. The water is conveyed via Crab Creek and the Frenchman Hills Wasteway.	1,700,000	Various	Various	Various	13	Multiple Project Locations	
16	Interim Supply and Demand Forecast Research	The Office of the Columbia River must develop a long-term water supply and demand forecast every five years, pursuant to RCW 90.90.040. Following the 2021 Report, work on lessons learned and next steps for the 2026 Forecast. Includes continued groundwater refinement and necessary equipment to expand groundwater monitoring throughout the Columbia Basin.	500,000	N/A	N/A	N/A	N/A	No Geographic Location	
17	Water Acquisitions	Water right acquisitions that support instream and out-of-stream demands.	1,000,000	TBD	TBD	TBD	Various	TBD	TBD
18	Miscellaneous Feasibility Studies	Projects that support instream and out-of-stream demands and meet RCW 90.90 mandates.	1,500,000	TBD	TBD	TBD	Various	TBD	TBD
19	WW lease	OCR would issue term permits from 4,761 ac-ft of water leased from the Port of Walla Walla. The term permits provide water on a temporary basis, allowing time for water users to find a permanent supply. The term permits expire when the lease expires (up to 10 years). This is the next installment to maintain a new lease agreement that would run through 2030.	1,000,000	N/A	Touchet	Walla Walla	16	46.12	-118.90
20	Columbia River Interruptibles	Water supply development projects to meet the demands of existing interruptible water rights.	250,000	TBD	TBD	TBD	Various	TBD	TBD
		<b>TOTAL</b>	<b>49,000,000</b>						

# 461 - Department of Ecology Capital Project Request

2023-25 Biennium

\*

Version: BI Biennial 2023-25 Initial

Report Number: CBS002

Date Run: 9/12/2022 3:20PM

Project Number: 40000572

Project Title: 2023-25 Yakima River Basin Water Supply

## Description

Starting Fiscal Year: 2024

Project Class: Grant

Agency Priority: 10

### Project Summary

Current water resources infrastructure, programs, and policies in the Yakima River Basin are unable to consistently meet the basin's environmental and economic demands, including supporting aquatic resources, fish and wildlife habitat, dry-year irrigation, and municipal water supplies. A diverse set of local stakeholders developed the Yakima River Basin Integrated Water Resources Management Plan to provide a comprehensive, long-term water resources and habitat improvement program to address this situation. Ecology is requesting \$49 million in the 2023-25 biennium to continue implementing this program in cooperation with the U.S. Bureau of Reclamation and local stakeholders. This program will support the regional economy and protect the environment. (State Building Construction Account)

### Project Description

#### What is the proposed project?

The Yakima River Basin has experienced long-standing, severe problems with water supply and aquatic resources. The causes of those problems are numerous and complex; and the net result is the Yakima River Basin is a drought prone, over-appropriated basin with decimated anadromous fish runs and degraded fish habitat.

The U.S. Geological Survey (USGS) conducted a groundwater study, developed a model, and released a report of findings in September 2011. According to the report, the Yakima River Basin has one of the most complex hydrologic systems in the nation. With increasing frequency, water sources run short, and water supply is predicted to worsen due to climate change. The report and model advise that surface and groundwater must be managed as one resource in the Basin. Based on the USGS study results, Ecology believes that, in most places in the Basin, new groundwater withdrawals – including those for domestic and municipal purposes – will not be legally reliable without mitigation.

In June 2009, Ecology and U.S. Bureau of Reclamation (USBR) brought representatives from the Yakama Nation; irrigation districts; environmental organizations; and federal, state, county, and city governments together to form the Yakima River Basin Water Enhancement Project (YRBWEP) Working Group. The group was formed to help develop a consensus-based solution to the Basin's water problems. Over the next 18 months, the group developed the Yakima River Basin Integrated Water Resource Management Plan (Plan). Ecology and the USBR issued a Programmatic Environmental Impact Statement (PEIS) for the Plan on March 2, 2012. The PEIS serves as a framework for the Plan.

The Plan calls for making substantial improvements in available water supply, constructing fish passage at all in-basin reservoirs, improving fish habitat, and acquiring targeted land parcels for improvements in overall watershed health. The Plan will take 20 to 30 years and about \$3.8 billion to implement, according to 2012 estimates developed from the PEIS. Ecology is pursuing implementation of the Plan as the long-term solution to the problems in the Basin. Ecology believes that, as the long term-efforts and funding strategy is pursued, it is also necessary to pursue short- and medium-term solutions now. Such solutions need to focus on dealing with current water allocation and management and specifically address ground and surface water interrelationships identified in the USGS report.

The Plan will add 450,000-acre-feet of surface storage capacity and save about 170,000 acre-feet of water during non-drought years through agricultural water conservation efforts. Taken together, the measures are intended to help ensure more reliable water supplies for irrigators in drought years, and help to reduce dependence on dwindling snowpack levels. These elements of the Plan are focused on meeting existing irrigation needs in drought years and not on making water available for future irrigation development.

The Plan incorporates approximately 57,000 acre-feet of water supply for municipal and domestic needs. However, it may

# 461 - Department of Ecology Capital Project Request

2023-25 Biennium

\*

Version: BI Biennial 2023-25 Initial

Report Number: CBS002

Date Run: 9/12/2022 3:20PM

Project Number: 40000572

Project Title: 2023-25 Yakima River Basin Water Supply

## Description

take 20 or 30 more years to obtain funding and authorization and to develop these new water supplies for municipal and domestic purposes only.

Interim steps are needed until these new sources of water become available through storage, conservation, and other water management projects. Water resources must be managed conservatively to protect senior users and fisheries, but we must also seek ways to make water available for growing communities and industries.

Since passage of Second Substitute Senate Bill 5367 in support of the Plan in 2013, the Office of Columbia River (OCR) has embarked on an ambitious 30-year effort encompassing an unprecedented breadth of projects and programs designed to solve the water and aquatic resource needs of the Yakima River Basin in south central Washington. Over the last seven years, the program has advanced a wide range of projects including planning, design, permitting, funding, and construction, as part of the first 10 years of project development (10-year Initial Development Phase).

The project-by-project activities in this request include concurrent advancement of fish passage, watershed/habitat enhancement, and water supply. Many of these efforts also provide improved stream flow in critical reaches, as well as improvements in other fish habitat conditions. The Legislature appropriated \$40.0 million in the 2019-21 biennium and \$42 million in the 2021-2023 biennium for continued implementation of the Plan. These funds are being applied to a variety of projects in combination with funds obtained from other sources.

Ecology is requesting \$49 million to continue implementation projects in the Plan. This will provide measurable progress to address pending water right applications in the Basin and develop solutions for how new groundwater uses may be achieved through mitigation or other creative programs, such as domestic water reserve programs and expanded water exchanges. All funding identified in this request is from the State Building Construction Account and is state "seed" money that will eventually match a yet-to-be determined amount of federal and local share of the costs.

### Results through the 2021-23 biennium:

In March of 2019, the Yakima Basin Integrated Plan was enacted into federal law under the John D. Dingell, Jr. Conservation, Management, and Recreation Act, Public Law 116-9, Title VIII, Subtitle C, Section 8201, Yakima River Basin Water Enhancement Project. This federal legislation authorizes and funds major components of the YBIP and ensures a federal partner for the future. The Act authorizes the USBR to adopt the Yakima Basin Integrated Plan and its initial development phase and to authorize new uses of the Yakima Irrigation Project. The Act emphasizes:

- Recovery and maintenance of sustainable harvestable populations of fish and other aquatic life.
- Development of municipal, industrial, and domestic water supply.
- Resilience to drought and climate change.
- Authorizes Initial 10-Year Development Phase of Yakima Basin Integrated Plan. This includes 200,000 acre-feet inactive storage at Lake Kachess, additional water conservation savings of 85,000 acre-feet, groundwater recharge, aquifer storage and water market & transfer projects and an additional \$75 million to address long standing deferred maintenance and improvements to the Bureau of Indian Affairs, Wapato Irrigation District.
- Approves planning and study of both the intermediate (2nd 10-year phase) and final (3rd 10-year phase) development phases of Yakima Basin Integrated Plan.

Additional accomplishments include:

# 461 - Department of Ecology Capital Project Request

2023-25 Biennium

\*

Version: BI Biennial 2023-25 Initial

Report Number: CBS002

Date Run: 9/12/2022 3:20PM

Project Number: 40000572

Project Title: 2023-25 Yakima River Basin Water Supply

## Description

- Continued construction at the Cle Elum Fish Passage Structure. This includes completion of the secant pile (the vault in which the helix passage structure will be housed), by-pass tunnel from the lake to the helix/vault facility, and other construction activities for the phasing of the next contract to construct the helix structure that will move juvenile fish from the top of the reservoir to the Cle Elum River where they will migrate to the ocean.
- Significant advancement toward the water conservation goal of 85,000 ac-ft during the initial development phase of approximately 59,000 ac-ft or 69 percent of the goal. (See YBIP Blog: <https://ecology.wa.gov/Blog/Posts/July-2020/Water-conservation-Accounting-for-every-drop-in-th.>)
- Moving groundwater feasibility storage studies forward.
- Continued design and construction for shoreline stabilization for the Cle Elum Pool raise project. Current project efforts are focused on shoreline stabilization with individual property owners and Forest Service properties, boat launch and American with Disabilities Act access.
- Installation of a fish boom and sluice gate at Sunnyside Dam, resulting in improved smolt survival in the lower Yakima River.
- Continued analysis of the basin-wide water marketing study.
- A 10-year YBIP planning event to be held in October 2022, with federal, state, local government, Yakama Nation, conservation groups, and interested stakeholders for scoping and planning for next 10-year increment.

This request will fund the next installment of the plan. For 2023-25, proposed projects by the Plan improvement categories (See attached project list) include:

1. **Habitat:** \$7 million - Tributary/mainstem habitat restoration projects fish habitat enhancement program will address mainstem and tributary habitat restoration priorities, such as flow restoration, fish barrier removal, and screening diversions.
2. **Fish Passage:** \$19 million - Cle Elum, Tieton, and Clear Lake Dam Passage construction of upstream and downstream fish passage facilities at Cle Elum and Clear Lake, and feasibility and design work at Tieton Dam. Includes work on Nelson Dam and Bateman Island fish passage projects.
3. **Structural & Operational Modifications:** \$6 million - Cle Elum pool raise and shoreline stabilization at Lake Cle Elum to mitigate raising lake level by three feet. Other projects include upper Yakima system storage and other miscellaneous projects.
4. **Surface Storage:** \$4 million – Kachess Drought Relief Pumping Plant (KDRPP) project will provide additional pump capacity on Lake Kachess that will provide access to another 200,000 acre-feet of water from the lake, technical support, groundwater mitigation, and work to improve Bull Trout enhancements in various locations in the upper watershed. Additionally, the Bumping and Wymer storage options will either modify and enlarge Bumping Lake to a total active capacity of 190,000 acre-feet (current capacity is 33,700 acre-feet) , or build Wymer reservoir that would provide a new 162,500 acre-feet off-channel storage facility in the intermittent stream channel of Lmuma Creek, eight miles upstream of Roza Dam. Both options are currently undergoing feasibility to determine which option will proceed.
5. **Groundwater Storage:** \$3 million - Regional storage options (includes aquifer storage and recovery and/or groundwater infiltration) will be accomplished by diverting water into designed infiltration systems (ponds, canals, or spreading areas)

# 461 - Department of Ecology Capital Project Request

2023-25 Biennium

\*

Version: BI Biennial 2023-25 Initial

Report Number: CBS002

Date Run: 9/12/2022 3:20PM

Project Number: 40000572

Project Title: 2023-25 Yakima River Basin Water Supply

## Description

prior to storage releases from the Yakima project.

6. **Water Conservation:** \$7 million – Agricultural/municipal/domestic conservation projects that will focus on improvements to existing irrigation districts within the Basin, including the Yakama Nation district.

7. **Market Driven Reallocation:** \$1 million - General support for markets to exchange water and provide water banking opportunities. This work will focus on reducing barriers to voluntary market transfers and marketing opportunities.

8. **Project Management Staff:** \$2 million – Technical and scientific staff to oversee implementation of the seven elements of the Yakima Basin Integrated Plan.

### What opportunity or problem is driving this request?

For the past 30 years, several groups in the Yakima River Basin have been actively involved in storage modification, supplementation, and fish enhancement projects. These groups include the Yakama Nation, USBR, Bonneville Power Administration, U.S. Fish and Wildlife Service, National Marine Fisheries Service, Washington State departments of Ecology and Fish and Wildlife (WDFW), county and municipal governments, local conservation districts, non-profit organizations, and other landowners and managers. However, current water resources infrastructure, programs, and policies in the Yakima River Basin have not consistently met aquatic resource demands for fish and wildlife habitat, dry-year irrigation demands, and municipal water supply demands.

Anadromous and resident fish populations are seriously depleted from historic levels, and some species have been eliminated from the Basin or listed as threatened under the Endangered Species Act. The causes for decline of resident fish populations include many obstructions that block fish passage to upstream tributaries and spawning grounds; degraded river habitat and floodplain functions by past and present land use practices; and altered streamflows due to heavy irrigation demand that leaves some streamflows too high or too low to provide good fish habitat.

There are many reasons it is difficult to meet demand for current and future municipal and domestic water supplies. First, water rights in the basin are fully appropriated, which makes it difficult to acquire water to meet future municipal and domestic water demand. Second, pumping groundwater for irrigation and municipal uses has shown to reduce surface water flows in some locations, which may affect other existing water rights.

Finally, climate change projections indicate there will be changes in runoff and streamflow patterns, which will increase the need for prorationing water and maintaining flows for fish.

These problems have created a need to restore ecological functions in the Yakima River Basin to provide more reliable and sustainable water resources for health of the riverine environment and for agricultural, municipal, and domestic needs. These problems should be addressed in a way that anticipates increased water demands and changes in water supply related to climate change. In developing the Plan, USBR, Ecology, and the YRBWEP Working Group identified specific needs for resident and anadromous fish, irrigation water supply, municipal and domestic water supply, and anticipated changes in water supply related to climate change.

### What are the specific benefits of this project?

Requested funds will be used to continue financing assessments and constructing new water projects and water conservation measures. These infrastructure investments will expand the available water supply, allow new water rights to be issued, and enhance instream flows in the Yakima River and its tributaries.

# 461 - Department of Ecology Capital Project Request

2023-25 Biennium

\*

Version: BI Biennial 2023-25 Initial

Report Number: CBS002

Date Run: 9/12/2022 3:20PM

Project Number: 40000572

Project Title: 2023-25 Yakima River Basin Water Supply

## Description

This request will also provide economic benefits to the state by creating up to 167 jobs during the next two years based on Office of Financial Management estimates.

### What are the effects of non-funding?

If the initial Plan projects are not funded, USBR and Ecology would not continue implementing the Plan. Without an integrated approach, it is unlikely USBR and Ecology would be able to procure additional federal or state funding to develop large-scale water storage or fish passage and habitat improvement projects. Ecology expects that securing continuing funding is critical to leveraging future federal appropriations that will help pay for the multi-billion dollar cost of the Plan. So, the existing management structure would remain in place, which has proven to be inadequate for meeting Basin-wide water needs. The water future of the Basin would continue to rely on individual actions by various agencies and other entities to improve water resources. Current funding sources would be used to continue ongoing programs and those projects already funded.

Although USBR and Ecology would not implement an integrated approach to improve water resources and fish habitat in the Basin, current management activities and ongoing projects would continue. In addition to their involvement with ongoing projects, USBR and Ecology would continue their activities to manage water resources in the Yakima River Basin. The USBR would continue to study fish passage options at its major reservoirs, consistent with its mitigation agreement with WDFW outlined in the hydraulic project approval permit, but would not have funding to carry out the projects.

USBR and Ecology would continue to explore other opportunities for funding and implementing water resource and habitat improvement projects, but no large-scale or integrated actions or projects would likely occur under the No Action Alternative (the expected future condition if no action is taken). Under the No Action Alternative, progress toward achieving the goal of restoring ecological functions in the Basin would very likely proceed more slowly and in a more limited way than with a comprehensive funding package.

To fully fund the state's share of the ongoing Integrated Plan, Ecology anticipates that demand for funding will be significantly higher in future biennia. Ecology will seek similar levels of funding from a combination of federal and private funding sources. Ecology and its partners will continue to adapt implementation of the program based on actual funding provided and ongoing developments that may affect project design, costs, hydrologic conditions, fisheries health, and productivity of the Central Washington economy.

### Why is this the best option or alternative?

This funding will allow Yakima River Basin projects to be started and solutions to historic water supply problems implemented. The availability of extensive capital funding is critical to implementing the Plan and securing future commitments from the federal government. Without this capital funding, the Plan would not be implemented, and existing water supply problems would continue and likely become more volatile in the future.

### How will clients be affected and services change if this project is funded?

Projects included in this request will continue implementing the entire Plan in the Yakima River Basin. They will expand the portfolio of water resources available to meet the Plan's objectives for the Basin. Both the initial and long-term projects included in the Plan are needed to meet the economic and community development needs of people and the instream flow needs for fish. It is difficult to secure any new water for out-of-stream uses due to endangered fish issues and lack of water availability in the Yakima River Basin. More details on the Plan can be found at:  
<https://ecology.wa.gov/Water-Shorelines/Water-supply/Water-supply-projects-EW/Yakima-River-Basin-projects/Yakima-integrated-plan>.

# 461 - Department of Ecology Capital Project Request

2023-25 Biennium

\*

Version: BI Biennial 2023-25 Initial

Report Number: CBS002

Date Run: 9/12/2022 3:20PM

Project Number: 40000572

Project Title: 2023-25 Yakima River Basin Water Supply

## Description

Funding this request will allow practical water supply solutions to be started and continue the work with interest groups across the community to secure new instream and out-of-stream water uses in a cooperative and balanced way. Funded projects will lead to additional economic activity in communities throughout the region and allow state government to work in partnership with water stakeholders throughout the region. Economic vitality in the region will continue and aquatic resources and instream flows are protected.

### How is the request impacting equity in the state?

The Office of Columbia River (OCR) recognizes that not all communities share the benefits of environmental protection equally. Communities of color and low-income populations experience disproportionate rates of environmental protection and health. For example, in our water supply development work, inequitable impacts can include barriers to accessing priority processing of water right applications or how aging water supply infrastructure solutions may differentially affect sectors of a community or industry. As OCR continues to aggressively pursue new water supplies for Eastern Washington, we will continue to include environmental justice and Title VI nondiscrimination legal compliance and best practices in our work to address injustices and inequities that exist in Washington communities today (<https://ecology.wa.gov/About-us/Who-we-are/Environmental-Justice/Prioritizing-EJ>).

The Columbia River Water Management Program seeks to meet current and future water needs along the Columbia River and its tributaries, including the Yakima River Basin, to meet the concurrent needs of out-of-stream use for families, industry, and farms, and instream uses for ecosystems and fish. This work develops additional water supply to provide economic benefit to rural, Tribal and agricultural communities throughout Eastern Washington. Rural economic benefits are created from new water supply through maintaining the agricultural economy, creating fish and wildlife harvest and/or viewing opportunities and creating new industrial and commercial economic development prospects.

In doing this work, this request will support areas and communities, including Tribal nations in Eastern Washington that are most impacted and vulnerable to economic and health risk from interruptions to water supply; are hardest hit by drought or low flows; and historically have not had access to water rights. Specifically, this request will support expansion of and engagement on water rights and other program information to local communities and new potential water use applicants. This includes strategically targeting Ecology communication and engagement to reach the diversity of communities in the region and tailoring outreach that uses preferred media sources, accessibility best practices, and appropriate languages.

### What is the agency's proposed funding strategy for the project?

Ecology proposes using the State Building Construction Account to fund the projects listed in this request. Using bonds is the appropriate mechanism to fund multi-million dollar projects that will provide instream and out-of-stream benefits for decades. The funding arrangement with Ecology's federal and local partners has not yet been finalized by all parties involved. Multi-party agreements with local irrigation districts and USBR for a share of the total project cost are being discussed with local, state, and federal partners.

The various parties represented on the YRBWEP Working Group and its committees have forged strong working partnerships that created valuable outcomes for fish and water supply under the challenging conditions posed by the drought in 2015. Federal legislation (Dingell Act) enacted in March 2019 complements RCW 90.38.060; a necessary step in securing federal funding at the scale needed to construct major projects. Ecology will continue to collaboratively implement the Plan and seek non-state funding to complement the significant state investments. Local, state, and federal partners continue to work this proposed legislation with Congress to secure future federal funding.

Funding for this request includes \$20,000 to maintain and update the grant or loan applications in the agency systems.



# 461 - Department of Ecology Capital Project Request

2023-25 Biennium

\*

Version: BI Biennial 2023-25 Initial

Report Number: CBS002

Date Run: 9/12/2022 3:20PM

Project Number: 40000572

Project Title: 2023-25 Yakima River Basin Water Supply

## Description

### Are FTEs required to support this project?

This project requires 7.48 FTEs to provide project management, scientific expertise, and contract oversight and support to implement Plan projects. This is an increase of 4.0 FTEs above the 2021-23 biennium funding level. This increase is necessary due to overall project complexity and accelerated implementation schedule. Ecology's OCR manages both Columbia River and Yakima River Integrated Plan projects. OCR anticipates implementing some very large-scale projects (constructing storage) and numerous small-scale habitat projects in 2023-25.

Please note these FTEs support both this new appropriation and other related reappropriation projects under this capital program.

### How does the project support the agency and statewide results?

This request is essential to achieving the following Ecology goals:

- Goal 1: Support and Engage our Communities, Customers and Employees because it will provide infrastructure at the local level to support improved water use efficiency and improve instream flows for local economic, recreational, and environmental benefit.
- Goal 4: Protect and Manage our State's Water because it will help meet economic and community needs for reliable water supplies in the Yakima River Basin, while protecting and enhancing river flows for fish.

This request is essential to achieving the Governor's Results Washington Goal 3: Sustainable Energy and a Clean Environment because it will:

- Increase the amount of water instream so fish and other wildlife have enough water to live and reproduce to maintain healthy populations.
- Improve fish habitats to ensure:
  - Fish can find food to eat.
  - Shading from trees and plants is improved.
  - Water temperature does not get too high.
  - Spawning grounds are available with the right size of gravel

This request directly implements the following recommended priority and action in the 2021 Governor's salmon strategy update:

- Strategic Priority: 4. Build climate resiliency
  - Action: 4c. Ensure clean, cold water in streams and rivers to build climate resiliency

### How will the other state programs or units of government be affected if this project is funded?

Ecology is currently working on a broad range of projects, and the spectrum of partners involved is just as diverse. The

461 - Department of Ecology  
 Capital Project Request

2023-25 Biennium

\*

Version: BI Biennial 2023-25 Initial

Report Number: CBS002

Date Run: 9/12/2022 3:20PM

Project Number: 40000572

Project Title: 2023-25 Yakima River Basin Water Supply

**Description**

portfolio of participants includes local conservation districts; irrigation districts; municipal water systems; numerous environmental groups; agricultural organizations; and state, federal, and local governments. These organizations are involved not only in giving Ecology policy guidance; they may also likely be grant recipients and project partners critical to successfully implementing the Plan. Funding this list of early action projects means this wide range of partners will see new water storage and conservation projects, along with the associated jobs and funds critical to their local economies.

Other state agency programs that support economic community and agriculture development and protection and restoration of fish species will benefit from these projects. WDFW is an active partner in identifying the most critical needs for protecting and enhancing streamflows for fish. The Washington State Conservation Commission (SCC) manages on-farm irrigation efficiencies (SCC Capital Budget request Water Irrigation Efficiencies Program). Cities and counties in the Yakima River Basin are strong supporters and active partners. USBR is a funding partner with Ecology in new storage and conservation projects.

**Proviso**

No

**Location**

City: Statewide

County: Statewide

Legislative District: 098

**Project Type**

Grants

Grant Recipient Organization: Local Entities

RCW that establishes grant: Legislative Appropriation

**Application process used**

Competitive grants to local entities for projects developed in cooperation with the Yakima Basin Working group. Costs include maintenance and updates to the grant/loan applications in the agency's grant and loan system.

**Growth Management impacts**

None

**Funding**

Acct Code	Account Title	Estimated Total	Expenditures		2023-25 Fiscal Period	
			Prior Biennium	Current Biennium	Reapprops	New Approps
057-1	State Bldg Constr-State	249,000,000				49,000,000
	<b>Total</b>	<b>249,000,000</b>	<b>0</b>	<b>0</b>	<b>0</b>	<b>49,000,000</b>

Acct Code	Account Title	Future Fiscal Periods			
		2025-27	2027-29	2029-31	2031-33
057-1	State Bldg Constr-State	50,000,000	50,000,000	50,000,000	50,000,000
	<b>Total</b>	<b>50,000,000</b>	<b>50,000,000</b>	<b>50,000,000</b>	<b>50,000,000</b>

**Operating Impacts**

No Operating Impact

461 - Department of Ecology  
 Capital Project Request

2023-25 Biennium

\*

Version: BI Biennial 2023-25 Initial

Report Number: CBS002

Date Run: 9/12/2022 3:20PM

Project Number: 40000572

Project Title: 2023-25 Yakima River Basin Water Supply

**Operating Impacts**

**SubProjects**

SubProject Number: 40000573

SubProject Title: Habitat

Starting Fiscal Year: 2024

Project Class: Grant

Agency Priority: 10

**Project Summary**

Current water resources infrastructure, programs, and policies in the Yakima River Basin are unable to consistently meet the basin's environmental and economic demands, including supporting aquatic resources, fish and wildlife habitat, dry-year irrigation, and municipal water supplies. A diverse set of local stakeholders developed the Yakima River Basin Integrated Water Resources Management Plan to provide a comprehensive, long-term water resources and habitat improvement program to address this situation. Ecology is requesting \$49 million in the 2023-25 biennium to continue implementing this program in cooperation with the U.S. Bureau of Reclamation and local stakeholders. This program will support the regional economy and protect the environment. (State Building Construction Account)

**Project Description**

Tributary/Mainstem Habitat Restoration Projects - Fish habitat enhancement program would address mainstem and tributary habitat restoration priorities such as flow restoration, fish barrier removal, and screening diversions

**Location**

City: Statewide

County: Statewide

Legislative District: 098

**Project Type**

Grants

Grant Recipient Organization: Local Entities

RCW that establishes grant: Legislative Appropriation

**Application process used**

Competitive grants to local entities for projects developed in cooperation with the Yakima Basin Working group. Costs include maintenance and updates to the grant/loan applications in the agency's grant and loan system.

**Growth Management impacts**

None

**Funding**

Acct Code	Account Title	Estimated Total	Expenditures		2023-25 Fiscal Period	
			Prior Biennium	Current Biennium	Reappropriations	New Appropriations
057-1	State Bldg Constr-State	7,000,000				7,000,000
<b>Total</b>		<b>7,000,000</b>	<b>0</b>	<b>0</b>	<b>0</b>	<b>7,000,000</b>

461 - Department of Ecology  
Capital Project Request

2023-25 Biennium

\*

Version: BI Biennial 2023-25 Initial

Report Number: CBS002

Date Run: 9/12/2022 3:20PM

Project Number: 40000572

Project Title: 2023-25 Yakima River Basin Water Supply

**SubProjects**

SubProject Number: 40000573

SubProject Title: Habitat

	Future Fiscal Periods			
	2025-27	2027-29	2029-31	2031-33
057-1 State Bldg Constr-State				
<b>Total</b>	<b>0</b>	<b>0</b>	<b>0</b>	<b>0</b>

Operating Impacts

No Operating Impact

SubProject Number: 40000574

SubProject Title: Fish Passage

Starting Fiscal Year: 2024

Project Class: Grant

Agency Priority: 10

**Project Summary**

Current water resources infrastructure, programs, and policies in the Yakima River Basin are unable to consistently meet the basin’s environmental and economic demands, including supporting aquatic resources, fish and wildlife habitat, dry-year irrigation, and municipal water supplies. A diverse set of local stakeholders developed the Yakima River Basin Integrated Water Resources Management Plan to provide a comprehensive, long-term water resources and habitat improvement program to address this situation. Ecology is requesting \$49 million in the 2023-25 biennium to continue implementing this program in cooperation with the U.S. Bureau of Reclamation and local stakeholders. This program will support the regional economy and protect the environment. (State Building Construction Account)

**Project Description**

Cle Elum, Tieton, and Clear Lake Dam Passage Construction of up and downstream fish passage facilities at Cle Elum and Clear Lake, and feasibility and design work at Tieton. Includes work on Nelson Dam and Bateman Island fish passage projects.

**Location**

City: Statewide

County: Statewide

Legislative District: 098

**Project Type**

Grants

461 - Department of Ecology  
 Capital Project Request

2023-25 Biennium

\*

Version: BI Biennial 2023-25 Initial

Report Number: CBS002

Date Run: 9/12/2022 3:20PM

Project Number: 40000572

Project Title: 2023-25 Yakima River Basin Water Supply

**SubProjects**

SubProject Number: 40000574

SubProject Title: Fish Passage

Grant Recipient Organization: Local Entities

RCW that establishes grant: Legislative Appropriation

**Application process used**

Competitive grants to local entities for projects developed in cooperation with the Yakima Basin Working group. Costs include maintenance and updates to the grant/loan applications in the agency's grant and loan system.

**Growth Management impacts**

None

**Funding**

Acct Code	Account Title	Estimated Total	Expenditures		2023-25 Fiscal Period	
			Prior Biennium	Current Biennium	Reappropriations	New Appropriations
057-1	State Bldg Constr-State	19,000,000				19,000,000
	<b>Total</b>	<b>19,000,000</b>	<b>0</b>	<b>0</b>	<b>0</b>	<b>19,000,000</b>

**Future Fiscal Periods**

Acct Code	Account Title	2025-27	2027-29	2029-31	2031-33
057-1	State Bldg Constr-State				
	<b>Total</b>	<b>0</b>	<b>0</b>	<b>0</b>	<b>0</b>

**Operating Impacts**

No Operating Impact

SubProject Number: 40000575

SubProject Title: Structural & Operational Modifications

461 - Department of Ecology  
 Capital Project Request

2023-25 Biennium

\*

Version: BI Biennial 2023-25 Initial

Report Number: CBS002

Date Run: 9/12/2022 3:20PM

Project Number: 40000572

Project Title: 2023-25 Yakima River Basin Water Supply

**SubProjects**

SubProject Number: 40000575

SubProject Title: Structural & Operational Modifications

Starting Fiscal Year: 2024

Project Class: Grant

Agency Priority: 10

**Project Summary**

Current water resources infrastructure, programs, and policies in the Yakima River Basin are unable to consistently meet the basin’s environmental and economic demands, including supporting aquatic resources, fish and wildlife habitat, dry-year irrigation, and municipal water supplies. A diverse set of local stakeholders developed the Yakima River Basin Integrated Water Resources Management Plan to provide a comprehensive, long-term water resources and habitat improvement program to address this situation. Ecology is requesting \$49 million in the 2023-25 biennium to continue implementing this program in cooperation with the U.S. Bureau of Reclamation and local stakeholders. This program will support the regional economy and protect the environment. (State Building Construction Account)

**Project Description**

Cle Elum Pool Raise and Upper Yakima System Shoreline stabilization at Lake Cle Elum to mitigate raising lake level by three feet. Feasibility study to add small scale gravity fed storage to the Yakima irrigation system in Kittitas County, and feasibility study at Nelson dam, and lower river storage. Other projects will include upper Yakim system storage and other miscellaneous projects.

**Location**

City: Statewide

County: Statewide

Legislative District: 098

**Project Type**

Grants

Grant Recipient Organization: Local Entities

RCW that establishes grant: Legislative Appropriation

**Application process used**

Competitive grants to local entities for projects developed in cooperation with the Yakima Basin Working group. Costs include maintenance and updates to the grant/loan applications in the agency’s grant and loan system.

**Growth Management impacts**

None

**Funding**

Acct Code	Account Title	Expenditures			2023-25 Fiscal Period	
		Estimated Total	Prior Biennium	Current Biennium	Reappropriations	New Appropriations
057-1	State Bldg Constr-State	6,000,000				6,000,000
	<b>Total</b>	<b>6,000,000</b>	<b>0</b>	<b>0</b>	<b>0</b>	<b>6,000,000</b>
<b>Future Fiscal Periods</b>						
		2025-27	2027-29	2029-31	2031-33	
057-1	State Bldg Constr-State	0	0	0	0	
	<b>Total</b>	<b>0</b>	<b>0</b>	<b>0</b>	<b>0</b>	

461 - Department of Ecology  
 Capital Project Request

2023-25 Biennium

\*

Version: BI Biennial 2023-25 Initial

Report Number: CBS002

Date Run: 9/12/2022 3:20PM

Project Number: 40000572

Project Title: 2023-25 Yakima River Basin Water Supply

**SubProjects**

SubProject Number: 40000575

SubProject Title: Structural & Operational Modifications

Operating Impacts

No Operating Impact

SubProject Number: 40000576

SubProject Title: Surface Storage

Starting Fiscal Year: 2024

Project Class: Grant

Agency Priority: 10

**Project Summary**

Current water resources infrastructure, programs, and policies in the Yakima River Basin are unable to consistently meet the basin's environmental and economic demands, including supporting aquatic resources, fish and wildlife habitat, dry-year irrigation, and municipal water supplies. A diverse set of local stakeholders developed the Yakima River Basin Integrated Water Resources Management Plan to provide a comprehensive, long-term water resources and habitat improvement program to address this situation. Ecology is requesting \$49 million in the 2023-25 biennium to continue implementing this program in cooperation with the U.S. Bureau of Reclamation and local stakeholders. This program will support the regional economy and protect the environment. (State Building Construction Account)

**Project Description**

Kachess Drought Relief Pumping Plant (KDRPP) and Wymer or Bumping Reservoir KDRPP project will provide additional pump capacity on Lake Kachess that will allow access to another 200,000 acre-feet of water from the lake. The Bumping and Wymer storage options will modify and enlarge Bumping Lake to a total active capacity of 190,000 acre-feet (current capacity is 33,700 acre-feet), or Wymer will provide new 162,500 acre-feet off-channel storage facility in the intermittent stream channel of Lmuma Creek, eight miles upstream of Roza.

**Location**

City: Statewide

County: Statewide

Legislative District: 098

**Project Type**

Grants

Grant Recipient Organization: Local Entities

RCW that establishes grant: Legislative Appropriation

**Application process used**

Competitive grants to local entities for projects developed in cooperation with the Yakima Basin Working group. Costs include maintenance and updates to the grant/loan applications in the agency's grant and loan system.

**Growth Management impacts**

None

461 - Department of Ecology  
 Capital Project Request

2023-25 Biennium

\*

Version: BI Biennial 2023-25 Initial

Report Number: CBS002

Date Run: 9/12/2022 3:20PM

Project Number: 40000572

Project Title: 2023-25 Yakima River Basin Water Supply

**SubProjects**

SubProject Number: 40000576

SubProject Title: Surface Storage

<u>Funding</u>		<u>Expenditures</u>			<u>2023-25 Fiscal Period</u>	
<u>Acct Code</u>	<u>Account Title</u>	<u>Estimated Total</u>	<u>Prior Biennium</u>	<u>Current Biennium</u>	<u>Reappropriations</u>	<u>New Approps</u>
057-1	State Bldg Constr-State	4,000,000				4,000,000
	<b>Total</b>	<b>4,000,000</b>	<b>0</b>	<b>0</b>	<b>0</b>	<b>4,000,000</b>
<u>Future Fiscal Periods</u>						
		<u>2025-27</u>	<u>2027-29</u>	<u>2029-31</u>	<u>2031-33</u>	
057-1	State Bldg Constr-State					
	<b>Total</b>	<b>0</b>	<b>0</b>	<b>0</b>	<b>0</b>	

Operating Impacts

No Operating Impact

SubProject Number: 40000577

SubProject Title: Groundwater Storage

Starting Fiscal Year: 2024

Project Class: Grant

Agency Priority: 10

**Project Summary**

Current water resources infrastructure, programs, and policies in the Yakima River Basin are unable to consistently meet the basin’s environmental and economic demands, including supporting aquatic resources, fish and wildlife habitat, dry-year irrigation, and municipal water supplies. A diverse set of local stakeholders developed the Yakima River Basin Integrated Water Resources Management Plan to provide a comprehensive, long-term water resources and habitat improvement program to address this situation. Ecology is requesting \$49 million in the 2023-25 biennium to continue implementing this program in cooperation with the U.S. Bureau of Reclamation and local stakeholders. This program will support the regional economy and protect the environment. (State Building Construction Account)

**Project Description**

Storage Options (includes aquifer storage and recovery and/or groundwater infiltration) will be accomplished by diverting water into designed infiltration systems (ponds, canals, or spreading areas) prior to storage releases from the Yakima Project. Additional pilot projects will be developed and implemented during the biennium.

**Location**

City: Statewide

County: Statewide

Legislative District: 098

**Project Type**

Grants



461 - Department of Ecology  
 Capital Project Request

2023-25 Biennium

\*

Version: BI Biennial 2023-25 Initial

Report Number: CBS002

Date Run: 9/12/2022 3:20PM

Project Number: 40000572

Project Title: 2023-25 Yakima River Basin Water Supply

**SubProjects**

SubProject Number: 40000577

SubProject Title: Groundwater Storage

Grant Recipient Organization: Local Entities

RCW that establishes grant: Legislative Appropriation

**Application process used**

Competitive grants to local entities for projects developed in cooperation with the Yakima Basin Working group. Costs include maintenance and updates to the grant/loan applications in the agency's grant and loan system.

**Growth Management impacts**

None

**Funding**

Acct Code	Account Title	Estimated Total	Expenditures		2023-25 Fiscal Period	
			Prior Biennium	Current Biennium	Reappropriations	New Appropriations
057-1	State Bldg Constr-State	3,000,000				3,000,000
	<b>Total</b>	<b>3,000,000</b>	<b>0</b>	<b>0</b>	<b>0</b>	<b>3,000,000</b>

**Future Fiscal Periods**

Acct Code	Account Title	2025-27	2027-29	2029-31	2031-33
		057-1	State Bldg Constr-State	0	0
	<b>Total</b>	<b>0</b>	<b>0</b>	<b>0</b>	<b>0</b>

**Operating Impacts**

No Operating Impact

SubProject Number: 40000578

SubProject Title: Water Conservation

461 - Department of Ecology  
 Capital Project Request

2023-25 Biennium

\*

Version: BI Biennial 2023-25 Initial

Report Number: CBS002

Date Run: 9/12/2022 3:20PM

Project Number: 40000572

Project Title: 2023-25 Yakima River Basin Water Supply

**SubProjects**

SubProject Number: 40000578

SubProject Title: Water Conservation

Starting Fiscal Year: 2024

Project Class: Grant

Agency Priority: 10

**Project Summary**

Current water resources infrastructure, programs, and policies in the Yakima River Basin are unable to consistently meet the basin’s environmental and economic demands, including supporting aquatic resources, fish and wildlife habitat, dry-year irrigation, and municipal water supplies. A diverse set of local stakeholders developed the Yakima River Basin Integrated Water Resources Management Plan to provide a comprehensive, long-term water resources and habitat improvement program to address this situation. Ecology is requesting \$49 million in the 2023-25 biennium to continue implementing this program in cooperation with the U.S. Bureau of Reclamation and local stakeholders. This program will support the regional economy and protect the environment. (State Building Construction Account)

**Project Description**

Agricultural/Municipal/Domestic Conservation projects. These projects will focus on improvements to existing irrigation districts within the Basin, including the Yakama Nation district.

**Location**

City: Statewide

County: Statewide

Legislative District: 098

**Project Type**

Grants

Grant Recipient Organization: Local Entities

RCW that establishes grant: Legislative Appropriation

**Application process used**

Competitive grants to local entities for projects developed in cooperation with the Yakima Basin Working group. Costs include maintenance and updates to the grant/loan applications in the agency’s grant and loan system.

**Growth Management impacts**

None

**Funding**

Acct Code	Account Title	Expenditures			2023-25 Fiscal Period	
		Estimated Total	Prior Biennium	Current Biennium	Reapprops	New Approps
057-1	State Bldg Constr-State	7,000,000				7,000,000
<b>Total</b>		<b>7,000,000</b>	<b>0</b>	<b>0</b>	<b>0</b>	<b>7,000,000</b>
<b>Future Fiscal Periods</b>						
		<u>2025-27</u>	<u>2027-29</u>	<u>2029-31</u>	<u>2031-33</u>	
057-1	State Bldg Constr-State	0	0	0	0	
<b>Total</b>		<b>0</b>	<b>0</b>	<b>0</b>	<b>0</b>	

**Operating Impacts**

461 - Department of Ecology  
 Capital Project Request

2023-25 Biennium

\*

Version: BI Biennial 2023-25 Initial

Report Number: CBS002

Date Run: 9/12/2022 3:20PM

Project Number: 40000572

Project Title: 2023-25 Yakima River Basin Water Supply

**SubProjects**

SubProject Number: 40000578

SubProject Title: Water Conservation

No Operating Impact

SubProject Number: 40000579

SubProject Title: Market Driven Reallocation

Starting Fiscal Year: 2024

Project Class: Grant

Agency Priority: 10

**Project Summary**

Current water resources infrastructure, programs, and policies in the Yakima River Basin are unable to consistently meet the basin’s environmental and economic demands, including supporting aquatic resources, fish and wildlife habitat, dry-year irrigation, and municipal water supplies. A diverse set of local stakeholders developed the Yakima River Basin Integrated Water Resources Management Plan to provide a comprehensive, long-term water resources and habitat improvement program to address this situation. Ecology is requesting \$49 million in the 2023-25 biennium to continue implementing this program in cooperation with the U.S. Bureau of Reclamation and local stakeholders. This program will support the regional economy and protect the environment. (State Building Construction Account)

**Project Description**

General Support for markets to exchange water and provide banking opportunities. This work will focus on reducing barriers to voluntary market transfers and marketing opportunities.

**Location**

City: Statewide

County: Statewide

Legislative District: 098

**Project Type**

Grants

Grant Recipient Organization: Local Entities

RCW that establishes grant: Legislative Appropriation

**Application process used**

Competitive grants to local entities for projects developed in cooperation with the Yakima Basin Working group. Costs include maintenance and updates to the grant/loan applications in the agency’s grant and loan system.

**Growth Management impacts**

None

**Funding**

Acct Code	Account Title	Estimated Total	Expenditures		2023-25 Fiscal Period	
			Prior Biennium	Current Biennium	Reapprops	New Approps
057-1	State Bldg Constr-State	1,000,000				1,000,000
<b>Total</b>		<b>1,000,000</b>	<b>0</b>	<b>0</b>	<b>0</b>	<b>1,000,000</b>

461 - Department of Ecology  
Capital Project Request

2023-25 Biennium

\*

Version: BI Biennial 2023-25 Initial

Report Number: CBS002

Date Run: 9/12/2022 3:20PM

Project Number: 40000572

Project Title: 2023-25 Yakima River Basin Water Supply

**SubProjects**

SubProject Number: 40000579

SubProject Title: Market Driven Reallocation

	Future Fiscal Periods			
	2025-27	2027-29	2029-31	2031-33
057-1 State Bldg Constr-State				
<b>Total</b>	<b>0</b>	<b>0</b>	<b>0</b>	<b>0</b>

Operating Impacts

No Operating Impact

SubProject Number: 40000580

SubProject Title: Staffing

Starting Fiscal Year: 2024

Project Class: Grant

Agency Priority: 10

**Project Summary**

Current water resources infrastructure, programs, and policies in the Yakima River Basin are unable to consistently meet the basin’s environmental and economic demands, including supporting aquatic resources, fish and wildlife habitat, dry-year irrigation, and municipal water supplies. A diverse set of local stakeholders developed the Yakima River Basin Integrated Water Resources Management Plan to provide a comprehensive, long-term water resources and habitat improvement program to address this situation. Ecology is requesting \$49 million in the 2023-25 biennium to continue implementing this program in cooperation with the U.S. Bureau of Reclamation and local stakeholders. This program will support the regional economy and protect the environment. (State Building Construction Account)

**Project Description**

Technical and scientific staff to oversee implementation of the seven elements of the Yakima Basin Integrated Plan.

**Location**

City: Statewide

County: Statewide

Legislative District: 098

**Project Type**

Grants

461 - Department of Ecology  
 Capital Project Request

2023-25 Biennium

\*

Version: BI Biennial 2023-25 Initial

Report Number: CBS002

Date Run: 9/12/2022 3:20PM

Project Number: 40000572

Project Title: 2023-25 Yakima River Basin Water Supply

**SubProjects**

SubProject Number: 40000580

SubProject Title: Staffing

Grant Recipient Organization: Local Entities

RCW that establishes grant: Legislative Appropriation

**Application process used**

Competitive grants to local entities for projects developed in cooperation with the Yakima Basin Working group. Costs include maintenance and updates to the grant/loan applications in the agency's grant and loan system.

**Growth Management impacts**

None

**Funding**

Acct Code	Account Title	Estimated Total	Expenditures		2023-25 Fiscal Period	
			Prior Biennium	Current Biennium	Reappropriations	New Appropriations
057-1	State Bldg Constr-State	1,980,000				1,980,000
	<b>Total</b>	<b>1,980,000</b>	<b>0</b>	<b>0</b>	<b>0</b>	<b>1,980,000</b>

**Future Fiscal Periods**

Acct Code	Account Title	2025-27	2027-29	2029-31	2031-33
057-1	State Bldg Constr-State				
	<b>Total</b>	<b>0</b>	<b>0</b>	<b>0</b>	<b>0</b>

**Operating Impacts**

No Operating Impact

SubProject Number: 40000581

SubProject Title: Ecology EAGL System

461 - Department of Ecology  
 Capital Project Request

2023-25 Biennium

\*

Version: BI Biennial 2023-25 Initial

Report Number: CBS002

Date Run: 9/12/2022 3:20PM

Project Number: 40000572

Project Title: 2023-25 Yakima River Basin Water Supply

**SubProjects**

SubProject Number: 40000581

SubProject Title: Ecology EAGL System

Starting Fiscal Year: 2024

Project Class: Grant

Agency Priority: 10

**Project Summary**

Current water resources infrastructure, programs, and policies in the Yakima River Basin are unable to consistently meet the basin’s environmental and economic demands, including supporting aquatic resources, fish and wildlife habitat, dry-year irrigation, and municipal water supplies. A diverse set of local stakeholders developed the Yakima River Basin Integrated Water Resources Management Plan to provide a comprehensive, long-term water resources and habitat improvement program to address this situation. Ecology is requesting \$49 million in the 2023-25 biennium to continue implementing this program in cooperation with the U.S. Bureau of Reclamation and local stakeholders. This program will support the regional economy and protect the environment. (State Building Construction Account)

**Project Description**

Maintenance of Ecology's Administration of Grants & Loans (EAGL) system.

**Location**

City: Statewide

County: Statewide

Legislative District: 098

**Project Type**

Grants

Grant Recipient Organization: Local Entities

RCW that establishes grant: Legislative Appropriation

**Application process used**

Competitive grants to local entities for projects developed in cooperation with the Yakima Basin Working group. Costs include maintenance and updates to the grant/loan applications in the agency’s grant and loan system.

**Growth Management impacts**

None

**Funding**

Acct Code	Account Title	Expenditures			2023-25 Fiscal Period	
		Estimated Total	Prior Biennium	Current Biennium	Reapprops	New Approps
057-1	State Bldg Constr-State	20,000				20,000
	<b>Total</b>	<b>20,000</b>	<b>0</b>	<b>0</b>	<b>0</b>	<b>20,000</b>
<b>Future Fiscal Periods</b>						
		<u>2025-27</u>	<u>2027-29</u>	<u>2029-31</u>	<u>2031-33</u>	
057-1	State Bldg Constr-State	0	0	0	0	
	<b>Total</b>	<b>0</b>	<b>0</b>	<b>0</b>	<b>0</b>	

**Operating Impacts**

461 - Department of Ecology  
 Capital Project Request

2023-25 Biennium

\*

Version: BI Biennial 2023-25 Initial

Report Number: CBS002

Date Run: 9/12/2022 3:20PM

Project Number: 40000572

Project Title: 2023-25 Yakima River Basin Water Supply

**SubProjects**

SubProject Number: 40000581

SubProject Title: Ecology EAGL System

No Operating Impact

SubProject Number: 40000582

SubProject Title: 2023-25 Yakima River Basin Water Supply Ten Year Financial Plan

Starting Fiscal Year: 2024

Project Class: Grant

Agency Priority: 10

**Project Summary**

Current water resources infrastructure, programs, and policies in the Yakima River Basin are unable to consistently meet the basin’s environmental and economic demands, including supporting aquatic resources, fish and wildlife habitat, dry-year irrigation, and municipal water supplies. A diverse set of local stakeholders developed the Yakima River Basin Integrated Water Resources Management Plan to provide a comprehensive, long-term water resources and habitat improvement program to address this situation. Ecology is requesting \$49 million in the 2023-25 biennium to continue implementing this program in cooperation with the U.S. Bureau of Reclamation and local stakeholders. This program will support the regional economy and protect the environment. (State Building Construction Account)

**Project Description**

Ten year financial plan

**Location**

City: Statewide

County: Statewide

Legislative District: 098

**Project Type**

Grants

Grant Recipient Organization: Local Entities

RCW that establishes grant: Legislative Appropriation

**Application process used**

Competitive grants to local entities for projects developed in cooperation with the Yakima Basin Working group. Costs include maintenance and updates to the grant/loan applications in the agency’s grant and loan system.

**Growth Management impacts**

None

**Funding**

Acct Code	Account Title	Estimated Total	Expenditures		2023-25 Fiscal Period	
			Prior Biennium	Current Biennium	Reapprops	New Approps
057-1	State Bldg Constr-State	200,000,000				
<b>Total</b>		<b>200,000,000</b>	<b>0</b>	<b>0</b>	<b>0</b>	<b>0</b>

461 - Department of Ecology  
Capital Project Request

2023-25 Biennium

\*

Version: BI Biennial 2023-25 Initial

Report Number: CBS002

Date Run: 9/12/2022 3:20PM

Project Number: 40000572

Project Title: 2023-25 Yakima River Basin Water Supply

**SubProjects**

---

SubProject Number: 40000582

SubProject Title: 2023-25 Yakima River Basin Water Supply Ten Year Financial Plan

		Future Fiscal Periods			
		2025-27	2027-29	2029-31	2031-33
057-1	State Bldg Constr-State	50,000,000	50,000,000	50,000,000	50,000,000
	<b>Total</b>	<b>50,000,000</b>	<b>50,000,000</b>	<b>50,000,000</b>	<b>50,000,000</b>

Operating Impacts

No Operating Impact

---



**Ecology 2023-25 Capital Budget Project List**  
**Water Resources Program**  
**Yakima River Basin Water Supply Project List**



August 2022

Purpose: The Legislature authorized implementation of the Yakima Integrated Plan in 2013 (RCW 90.38) because current water supply does not meet instream or out-of-stream demand, including the aquatic demands for fish and wildlife and the out-of-stream needs of irrigation and municipal supply. The Yakima River Basin Integrated Water Resource Management Plan provides water for agriculture, fish, and communities by: (1) Modifying water system operation and infrastructure; (2) Building fish passage at six existing dams; (3) Implementing enhanced water conservation projects; (4) Creating additional groundwater and surface storage capacity; (5) Enhancing and protecting habitat and increasing in-stream flows; and, (6) Employing water marketing and banking. Projects and funding amounts are subject to change periodically as individual project scope and feasibility are determined and/or changed to enable Ecology to implement the best water supply solutions available.

Rank	Project Title	Project Description	Amount	Site Address	City	County	Leg. District	Lat.	Long.
1	Habitat	Tributary/Mainstem Habitat Restoration Projects - Fish habitat enhancement program would address mainstem and tributary habitat restoration priorities such as flow restoration, fish barrier removal, and screening diversions	7,000,000	Various	Various	Kittitas, Yakima and Benton	13,14,15,16	Multiple	Multiple
2	Fish Passage	Cle Elum, Tieton, and Clear Lake Dam Passage Construction of up and downstream fish passage facilities at Cle Elum and Clear Lake, and feasibility and design work at Tieton. Includes work on Nelson Dam and Bateman Island fish passage projects.	19,000,000	Various	Various	Kittitas and Yakima	13, 14, 15	47,274	-121.104
3	Structural & Operational Modifications	Cle Elum Pool Raise and Upper Yakima System Shoreline stabilization at Lake Cle Elum to mitigate raising lake level by three feet. Feasibility study to add small scale gravity fed storage to the Yakima irrigation system in Kittitas County, and feasibility study at Nelson dam, and lower river storage. Other projects will include upper Yakim system storage and other miscellaneous projects.	6,000,000	Various	Various	Kittitas	13	Multiple	Multiple
4	Surface Storage	Kachess Drought Relief Pumping Plant (KDRPP) and Wymor or Bumping Reservoir KDRPP project will provide additional pump capacity on Lake Kachess that will allow access to another 200,000 acre-feet of water from the lake. The Bumping and Wymor storage options will modify and enlarge Bumping Lake to a total active capacity of 190,000 acre-feet (current capacity is 33,700 acre-feet), or Wymor will provide new 162,500 acre-feet off-channel storage facility in the intermittent stream channel of Lmuma Creek, eight miles upstream of Roza.	4,000,000	Various	Various	Kittitas	13	Multiple	Multiple
5	Groundwater Storage	Storage Options (includes aquifer storage and recovery and/or groundwater infiltration) will be accomplished by diverting water into designed infiltration systems (ponds, canals, or spreading areas) prior to storage releases from the Yakima Project. Additional pilot projects will be developed and implemented during the biennium.	3,000,000	Various	Various	Multiple	13, 14, 15, 16	Multiple	Multiple
6	Water Conservation	Agricultural/Municipal/Domestic Conservation projects. These projects will focus on improvements to existing irrigation districts within the Basin, including the Yakima Nation district.	7,000,000	Various	Various	Kittitas, Yakima and Benton	13, 14, 15, 16	Multiple	Multiple
7	Market Driven Reallocation	General Support for markets to exchange water and provide banking opportunities. This work will focus on reducing barriers to voluntary market transfers and marketing opportunities.	1,000,000	Various	Various	Multiple	13, 14, 15, 16	Multiple	Multiple
8	Staffing	Technical and scientific staff to oversee implementation of the seven elements of the Yakima Basin Integrated Plan.	1,980,000	Various	Various	Multiple	13, 14, 15, 17	Multiple	Multiple
9	Ecology EAGL System	Maintenance of Ecology's Administration of Grants & Loans (EAGL) system.	20,000	Various	Various	Multiple	13, 14, 15, 17	Multiple	Multiple
		<b>TOTAL</b>	<b>49,000,000</b>						

\*\*\* *This page intentionally blank.* \*\*\*

# 461 - Department of Ecology Capital Project Request

2023-25 Biennium

\*

Version: BI Biennial 2023-25 Initial

Report Number: CBS002

Date Run: 9/12/2022 4:20PM

Project Number: 40000476

Project Title: 2023-25 Chehalis Basin Strategy

## Description

Starting Fiscal Year: 2024

Project Class: Grant - Pass Through

Agency Priority: 11

### Project Summary

Six of the largest recorded floods in Washington State during the last 30 years have occurred in the Chehalis River Basin. Habitat for salmon and other aquatic species has been severely degraded, and climate change is making both flood and fish problems worse. Without aggressive action, the best available science predicts that by the late 21st century, thousands of homes in the basin will be at risk, increased flooding will close U.S. Interstate 5 more often, communities will experience up to \$3.5 billion in flood-related damages, and the survival of the basin's spring-run Chinook salmon populations will be imperiled. At the direction of the Washington State Legislature, a diverse set of stakeholders overseen by the Chehalis Basin Board, and supported by Ecology's Office of Chehalis Basin, are developing a comprehensive, long-term Chehalis Basin Strategy to reduce flood-related damage, restore aquatic habitat for salmon and other native species, and provide other public benefits. Ecology is requesting \$70 million to continue implementing the Strategy in cooperation with local, Tribal, and state partners. (State Building Construction Account)

### Project Description

#### What is the proposed project?

In 2016, the Legislature passed House Bill 2856 establishing the Office of Chehalis Basin (OCB) within Ecology. State lawmakers also transitioned an existing Governor's work group to the independent Chehalis Basin Board (Board), made up of members representing local and Tribal governments, state natural resource and transportation agencies, and conservation and agricultural interests. The Board provides oversight of the long-term Chehalis Basin Strategy (RCW 43.21A.731), including developing and submitting budget recommendations necessary for implementation to the Governor and legislature. The mission of the Board and OCB is to aggressively pursue development and implementation of an integrated strategy and administer funding for long-term flood damage reduction projects and aquatic species restoration activities in the basin.

This request is for \$70 million in new capital appropriations to fund new grants, contracts, interagency agreements, and staff to support aquatic species habitat restoration and flood damage reduction projects implemented under the Strategy. The 2023-25 Chehalis Basin Strategy project list is developed by the Chehalis Basin Board and is expected to include a combination of existing projects that require the next phase of funding, as well as new projects that will need initial funding. Ecology does not know when the Board will approve a final project list for the 2023-25 biennium.

For the 2023-25 biennium, projects are proposed in the following categories:

- **Reach-scale habitat projects**. Five current projects are in different phases of permitting, property acquisition, and construction; and new reach-scale projects will begin planning, project development, and design phases. Reach-scale projects are prioritized and selected by a steering committee led by the Washington Department of Fish and Wildlife, Quinault Indian Nation, and Confederated Tribes of the Chehalis Reservation. The steering committee makes recommendations to the Chehalis Basin Board.

- **Smaller-scale aquatic species habitat protection and restoration projects (non reach-scale)**. These projects include constructing the next round of priority fish-barrier corrections; headwater, groundwater, and streamflow protection projects; priority habitat property acquisitions; streamside riparian improvements; and other instream actions. Projects are scored and ranked by a committee comprised of Ecology, Tribal, and conservation community experts.

- **Local and community-scale flood damage reduction projects**. OCB and the Board are preparing for the next round of local Chehalis River Basin Flood Authority flood-damage reduction projects and Community Flood Assistance & Resilience (CFAR)

# 461 - Department of Ecology Capital Project Request

2023-25 Biennium

\*

Version: BI Biennial 2023-25 Initial

Report Number: CBS002

Date Run: 9/12/2022 4:20PM

Project Number: 40000476

Project Title: 2023-25 Chehalis Basin Strategy

## Description

activities. These will include landowner and local government technical assistance and structure retrofit/elevation/buyout projects. These projects are selected through competitive grant processes, overseen by the local flood authority and OCB.

- **Large-scale flood protection projects.** These will include the next construction phase of the Aberdeen-Hoquiam North Shore Levee; developing and reviewing a basin-wide, non-dam alternative approach to flood damage reduction; and possibly developing a mitigation plan and permit applications for the Chehalis Basin Flood Control Zone District's proposed flood retention dam and Chehalis-Centralia Airport levee improvements.

- **Integrated flood and fish projects.** This includes planning, designing, and constructing the next phase of floodplain and stream channel improvements, such as off-channel storage and habitat and channel migration and bank erosion projects designed to achieve Strategy flood damage reduction and habitat protection goals.

Other projects under consideration include completing the evaluation of the relationship between contemporary forest practices and streamflows in the basin; supporting the planning and design of projects that align aquatic species restoration and preserve basin agriculture; monitoring and adaptive management for the overall Strategy (e.g., new flood reduction and/or aquatic species studies, data gaps, status and trends, and project effectiveness); and performance reporting to meet HB 2856 requirements, including continued development of a phased implementation schedule and quantified measures for evaluating success.

House Bill (HB) 1154 (2020) directs the OCB to submit a report to the appropriate state legislative policy and fiscal committees by January 1, 2021, with a final strategic plan containing a specific list of projects, project costs, suggested fund sources, location information, and time frames. OCB was not able to submit a report by this deadline because some aspects of the strategic plan are closer to being finalized than others. The Board has chosen to not finalize the comprehensive strategic plan until additional information is available about the proposed flood retention dam near Pe Ell, as well as non-dam alternatives.

Ecology is also requesting resources for the OCB and Chehalis Basin Board to continue Strategy oversight. Funding will be used for OCB staff and to provide financial accountability and project management, technical assistance, and stakeholder coordination on individual projects. FTEs are needed to provide technical support and manage flood-damage reduction and floodplain management-related projects in the basin.

### What opportunity or problem is driving this request?

The Legislature created OCB and Chehalis Basin Board, and directed Ecology to use the Columbia River Basin Water Supply Program as the model to develop an integrated long-term strategy to manage water issues across a diverse set of interests in the 2,700 square-mile Chehalis River Basin. OCB is working hand-in-hand with the Chehalis Basin Board to develop and implement a strategy with two overarching objectives: reduce flood-related damages while restoring aquatic species habitat in the Chehalis Basin. OCB administers funding for the Chehalis Basin Strategy.

In February 2018, Lewis County and its incorporated cities led the state in payments for flood insurance claims. At the same time, the best available science shows without aggressive actions to protect and restore habitat, salmon and other native aquatic species in the Basin will likely face federal ESA listing. The Strategy aims to reduce these trends. OCB and the Board are working in partnership with an array of public, non-profit, and private entities to design projects that address flood damage and degraded aquatic habitat in the Basin on a local and basin-wide scale.

### What are the specific benefits of this project?

This request will reduce damage from catastrophic flooding in the basin and put a comprehensive restoration plan in place

# 461 - Department of Ecology Capital Project Request

2023-25 Biennium

\*

Version: BI Biennial 2023-25 Initial

Report Number: CBS002

Date Run: 9/12/2022 4:20PM

Project Number: 40000476

Project Title: 2023-25 Chehalis Basin Strategy

## Description

that supports habitat function, ecosystem processes, and populations of native aquatic and semi-aquatic species – including spring Chinook salmon. These elements make up the Strategy to create flood and climate-resilient systems that support human needs in the basin. The comprehensive, long-term Strategy is comprised of a series of project elements; some are already being implemented, and others are still being considered for future implementation.

There are about 1,400 structures within the mainstem of the Chehalis River's 100-year floodplain. Depending on the actions adopted in the final Strategy, flood damage to most communities will be reduced or eliminated – particularly communities upstream of Grand Mound, including Adna, Centralia, Chehalis, and Doty. It also includes the Newaukum River sub-basin and the downtown cores of Aberdeen and Hoquiam. The Strategy will establish a new basin paradigm where resiliency and preparedness replace the cycle of repeated damage and recovery from floods.

Outside the basin's 100-year floodplains, there are about four times as many structures along the tributaries to the Chehalis River's mainstem. Between 25 and 75 percent of these structures can be protected in ways that reduce their exposure to flood damage and escalating flood insurance premium rates. Large-scale actions are also being developed to help ensure that Interstate 5 through Centralia and Chehalis stays open during a 100-year flood. This will benefit basin communities and regional travelers, and also avoid local, state, national and international economic disruptions.

The Strategy will provide public health and environmental benefits by putting flood-damage reduction actions in place that maintain access to public roads during floods and protect public infrastructure and other facilities. To advance their floodplain management policies and regulations, local governments benefit from OCB staff and consultant support, as well as funding to implement priority, local-scale flood-damage reduction projects. Local partners also benefit from the synergy created by coordinating a planning and investment strategy that can be used throughout the basin.

During the 2023-25 biennium, the next phases of the 30-year Aquatic Species Restoration Plan will achieve additional environmental benefits. This request will also provide economic benefits to the state by creating up to 360 jobs during the next two years based on Office of Financial Management estimates.

### What are the effects of non-funding?

If we do not receive funding, Ecology would be unable to fulfill its obligation established when lawmakers created the OCB to aggressively pursue implementation of an integrated Chehalis Basin Strategy.

Non-injunction fish passage barriers, identified by the Department of Fish and Wildlife, Quinault Indian Nation, and Chehalis Tribe as high-priority for salmon, would not be corrected and would continue to block access to important spawning and rearing habitat. These include local government barriers or culverts on private land in priority aquatic habitat areas not covered by the federal injunction.

Conservation districts and non-profit conservation organizations would be unable to build new partnerships with willing landowners to develop and design the next round of reach-scale habitat restoration projects. Willing sellers would be unable to receive compensation for conservation easements or fee title for their high-priority habitat areas.

Grays Harbor, Lewis, and Thurston counties, as well as basin cities and communities, would not receive the financial assistance they need to implement their highest-priority projects to protect public infrastructure. In addition, they would not get the technical assistance they need to help their residents reduce future flood damage by changing land use practices and incentivizing home elevations, flood proofing, and buyouts.

Basin residents seeking technical and financial assistance to avoid future flood damage by elevating, flood proofing, relocating, or selling their homes would not be helped.

# 461 - Department of Ecology Capital Project Request

2023-25 Biennium

\*

Version: BI Biennial 2023-25 Initial

Report Number: CBS002

Date Run: 9/12/2022 4:20PM

Project Number: 40000476

Project Title: 2023-25 Chehalis Basin Strategy

## Description

### Why is this the best option or alternative?

This request for new funding will allow Chehalis Basin projects to continue in the 2023-25 biennium. HB 2856 established the OCB and Chehalis Basin Board to aggressively pursue development and implementation of an integrated strategy and administer funding for long-term flood damage reduction projects and aquatic species restoration activities in the Basin.

### How will clients be affected and services change if this project is funded?

The Legislature created the OCB and Chehalis Basin Board to formalize efforts to address critical flooding and habitat issues in the Basin. This structure is bringing greater transparency, emphasis, and consistency to our efforts to put the Strategy in place. We still need to coordinate and prioritize all the disparate conservation and flood control projects different local and state groups are doing in the basin. Consistency is needed to coordinate projects and avoid having one project conflict with or undermine the benefits of another.

### How is the request impacting equity in the state?

The Office of Chehalis Basin (OCB) continues to promote and advance environmental justice (EJ) and equity.

Flooding disproportionately affects vulnerable populations. Not only are lower-income individuals more likely to live in neighborhoods and areas that are susceptible to flooding, they are also significantly disadvantaged in recovering from flood damage (Sherwin, 2019). This national trend is present in the Chehalis Basin (EcoNW 2020). To address these impacts, the OCB places importance on considering EJ and equity when supporting the Chehalis Basin Board's development and implementation of the Chehalis Basin Strategy. To do this, OCB provides the Chehalis Basin Board with EJ/equity resources to use during program development. The Board has also approved an EJ outcome measure that will be used to evaluate the Local Actions Non-Dam (LAND) alternatives for flood damage reduction in the basin.

The OCB intentionally puts a high value on Tribal engagement and involvement, and the Chehalis Basin Board expects project partners to have full Tribal support of their projects. To accomplish this, OCB provides significant financial assistance in the form of participation grants to the Quinault Indian Nation and Confederated Tribes of the Chehalis Reservation to engage in all aspects of the Chehalis Basin Strategy development and implementation. This includes funded participation by elected or appointed Tribal members as voting members of the Chehalis Basin Board and funded participation by technical and policy staff in multiple Steering Committees, project development and evaluation teams, technical and policy working groups, and other ad hoc efforts.

This request will support the OCB's ongoing investment in projects critical to reducing flood hazards and improving aquatic species habitat, which includes providing both direct relief to affected communities through capital projects and improving access to the decision-making and policy aspects of the broader Chehalis Basin Strategy's collaborative partnership.

### What is the agency's proposed funding strategy for the project?

Ecology is seeking State Building Construction Account funding for this request. The OCB is also working with the Washington Conservation Commission, the state Military Department's Emergency Management Division, and Washington's congressional delegation to secure federal funding to support implementing habitat restoration projects and flood mitigation projects. OCB expects local-scale projects will require local matching funds to receive state capital grant funds through this request. There are not strict local match requirements, but the Board and Chehalis River Basin Flood Authority are requiring applicants to provide information about matching funds they have committed to projects as well as funds they hope to leverage. This information will be used to evaluate the feasibility of the projects, and it may affect their prioritization.

# 461 - Department of Ecology Capital Project Request

2023-25 Biennium

\*

Version: BI Biennial 2023-25 Initial

Report Number: CBS002

Date Run: 9/12/2022 4:20PM

Project Number: 40000476

Project Title: 2023-25 Chehalis Basin Strategy

## Description

### Are FTEs required to support this project?

Consistent with approved allotments for the 2021-23 biennium, Ecology is requesting a total base minimum of 15.3 FTEs in the 2023-25 biennium to support the Chehalis Basin Strategy. A portion of these FTEs (6.6 direct FTEs) will staff OCB and provide financial accountability and project management, technical assistance and stakeholder coordination on individual projects. OCB staff support the Chehalis Basin Board by organizing and coordinating with consultants and Ecology staff to plan, gather, and prepare information and presentations for Board meetings.

OCB staff also attend meetings held by the Aquatic Species Restoration Plan Steering Committee and Science Review Teams, Chehalis River Basin Flood Authority, Chehalis River Basin Flood Control Zone District, and Grays Harbor, Lewis, and Thurston conservation districts. Staff serve as the primary point of contact for Board members, local and Tribal governments, other state and federal agencies, and other entities. OCB staff provide media relations, communications and outreach support, budget preparation and management support, and administrative support for OCB.

Ecology requested funding to staff the OCB in the 2019-21 operating budget, but legislative direction was to fund staff out of the capital project appropriation. Consistent with that direction, and staffing levels for the OCB during the 2019-21 biennium, a portion of this capital request will be used to support:

- 1.0 FTE OCB Director
- 1.0 FTE Office Manager
- 1.0 FTE Lead Planner
- 1.0 FTE Projects and Deliverables Coordinator
- 1.0 FTE Community Flood Assistance & Resiliency (CFAR) Technical Assistance
- 1.0 FTE Aquatic Species Manager
- 0.35 FTE Budget Manager
- 0.25 FTE Communications Manager

The remaining direct FTEs will provide technical support and manage flood-damage reduction and floodplain management-related projects in the basin. Work will include evaluating the criteria being used to create future project lists for habitat restoration, flood resiliency, and local-scale flood damage reduction projects. Staff will also conduct watershed health and effectiveness monitoring to support implementing the basin's Aquatic Species Restoration Plan.

Pending Board review and approval of the final project list for 2023-25, additional FTEs may be required to provide project and financial oversight of contracts and grants to ensure compliance with state law and Ecology policies – as well as increased technical assistance to local governments and landowners. Additional technical support could be required for water quality monitoring and modeling, economic evaluations, reviewing geotechnical engineering reports, and permitting associated with implementing local flood damage reduction and habitat restoration projects.

Please note these FTEs will support both this new appropriation, as well as the related reappropriation projects under this capital program.

# 461 - Department of Ecology Capital Project Request

2023-25 Biennium

\*

Version: BI Biennial 2023-25 Initial

Report Number: CBS002

Date Run: 9/12/2022 4:20PM

Project Number: 40000476

Project Title: 2023-25 Chehalis Basin Strategy

## Description

### How does the project support the agency and statewide results?

This request is essential to achieving Ecology Goal 1: Support and Engage our Communities, Customers, and Employees; Goal 2: Reduce and Prepare for Climate Impacts; and Goal 4: Protect and Manage Our State's Waters because the Legislature established OCB within Ecology to aggressively pursue implementation of a collaboratively developed, integrated strategy for long-term flood damage reduction and aquatic species restoration in the Chehalis River Basin. These objectives address climate change by preparing the basin for predicted larger winter floods, sea level rise, and negative impacts to aquatic species from a warming climate, including drier summers. They also include projects benefitting populations within the basin with environmental justice concerns.

This request is essential to achieving the Governor's Results Washington Goal 2: Prosperous Economy, Goal 3: Sustainable Energy and a Clean Environment, and Goal 4: Healthy and Safe Communities because it will prevent up to \$3.5 billion in damage to families and communities over the next 100 years. In addition, while the Chehalis River Basin currently has no ESA-listed salmon, implementing the aquatic habitat restoration plan will help prevent the continued decline of habitat conditions and species populations. This will help avoid the serious consequences an ESA listing could have on Tribal, commercial, and recreational fishers.

This request directly implements the following recommended priority and action in the 2021 Governor's salmon strategy update:

- Strategic Priority: 1. Protect and restore vital salmon habitat
- Action: 1a. Enforce and expand land use regulatory protection

### How will the other state programs or units of government be affected if this project is funded?

This request will provide funding for technical support staff and research efforts at the state departments of Ecology, Fish and Wildlife, Natural Resources, Transportation, and Washington Conservation Commission. Details about these efforts will be included in the final project list for the 2023-25 biennium. Funding has also been provided, and is anticipated to continue, for local and Tribal governments and other state and federal agencies to help develop and implement the Strategy. Funds have also been provided to the state Recreation and Conservation Office for fiscal and contract management.

### Proviso

The requested proviso below is consistent with the final enacted 21-23 biennial budget for this program. Ecology is working closely with the Board and anticipates being able to provide the requested fund split between items 1-4 after the September Board meeting. The appropriation in this section is subject to the following conditions and limitations: (1) \$X of the appropriation in this section is for board-approved projects to protect and restore aquatic species habitat, including construction and property acquisition; preconstruction and acquisition planning and project development, feasibility, design, environmental review, and permitting; post construction and acquisition monitoring and adaptive management; and engagement of state agencies, tribes, conservation partners, landowners, and other parties. (2) \$X of the appropriation in this section is for board-approved projects to reduce flood damage, including construction and property acquisition; preconstruction and acquisition project planning and development, feasibility, design, environmental review, and permitting; and engagement of state agencies, tribes, project sponsors, landowners, and other parties. (3) \$X of the appropriation in this section is for board-approved integrated multi-benefit fish and flood projects. (4) \$X of the appropriation in this section is for the operations of the office of Chehalis Basin and Chehalis Basin board to oversee the development, implementation, and amendment of the Chehalis Basin strategy. Oversight operations include, but are not limited to Providing financial accountability, project management, and board meeting administration and facilitation. (5) The office of Chehalis basin board has discretion to allocate the funding between subsections (1), (2), (3), and (4) of this section if needed to meet the objectives of this appropriation. (6) Up to one and a half percent of the appropriation provided in this section may be used by the Recreation and Conservation Office to administer contracts associated with the subprojects funded through this section.



461 - Department of Ecology  
 Capital Project Request

2023-25 Biennium

\*

Version: BI Biennial 2023-25 Initial

Report Number: CBS002

Date Run: 9/12/2022 4:20PM

Project Number: 40000476

Project Title: 2023-25 Chehalis Basin Strategy

**Description**

Contract administration includes, but is not limited to: Drafting and amending contracts, reviewing and approving invoices, tracking expenditures, and performing field inspections to assess project status when conducting similar assessments related to other agency contracts in the same geographic area.

**Project Type**

Grants

**Grant Recipient Organization:** State, local, tribal, and community groups, agencies, and contractors

**RCW that establishes grant:** RCW 43.21A.730 -.733

**Application process used**

Fiscal management is provided through RCO, so no new grant program needs to be set up/modified at Ecology. Project lists are created through application of ranking criteria approved by the Chehalis Basin Board.

**Growth Management impacts**

N/A

**Funding**

Acct Code	Account Title	Estimated Total	Expenditures		2023-25 Fiscal Period	
			Prior Biennium	Current Biennium	Reappropriations	New Appropriations
057-1	State Bldg Constr-State	350,000,000				70,000,000
	<b>Total</b>	<b>350,000,000</b>	<b>0</b>	<b>0</b>	<b>0</b>	<b>70,000,000</b>

		Future Fiscal Periods			
		2025-27	2027-29	2029-31	2031-33
057-1	State Bldg Constr-State	70,000,000	70,000,000	70,000,000	70,000,000
	<b>Total</b>	<b>70,000,000</b>	<b>70,000,000</b>	<b>70,000,000</b>	<b>70,000,000</b>

**Operating Impacts**

No Operating Impact

\*\*\* *This page intentionally blank.* \*\*\*

# 461 - Department of Ecology Capital Project Request

2023-25 Biennium

\*

Version: BI Biennial 2023-25 Initial

Report Number: CBS002

Date Run: 9/12/2022 1:53PM

Project Number: 40000565

Project Title: 2023-25 Streamflow Restoration Program

## Description

Starting Fiscal Year: 2024

Project Class: Grant - Pass Through

Agency Priority: 13

### Project Summary

Ecology is requesting \$40 million in new appropriation authority to continue implementing the Streamflow Restoration Program under Chapter 90.94 RCW. This law, enacted in 2018, provides \$300 million in bond authorization over 15 years to support local watershed planning and projects that will improve instream flows statewide. With this request, Ecology will deliver additional water supplies to improve instream flows for fish and wildlife. Related to Puget Sound Action Agenda Implementation. (Watershed Restoration and Enhancement Bond Account, Watershed Restoration and Enhancement Taxable Bond Account)

### Project Description

#### What is the proposed project?

Ecology is requesting \$40 million in new appropriation authority to continue implementing the Streamflow Restoration Act under Chapter 90.94 RCW, which provides for actions in watersheds to offset potential impacts to instream flows associated with permit exempt domestic water use. The purpose of the Streamflow Restoration Program is to provide grant funding to support those actions and projects.

The law, enacted in 2018, provides \$300 million in bond authorization over 15 years to support local watershed planning and projects that will improve instream flows statewide. To date, \$50 million out of \$300 million has been awarded for streamflow restoration grants and planning efforts. Projects include water acquisition, storage, retiming, aquifer storage and recharge, habitat improvement, water use and streamflow monitoring, and other activities that improve instream flows for fish and wildlife. Ecology will award grants on a competitive basis for projects throughout the state that improve streamflow and instream resources, as directed under the law.

#### Past and Current Funding

Ecology funded the first two rounds of Streamflow Restoration Program grants beginning in 2019. Chapter 173-566 WAC defines the process and criteria for funding projects statewide under Chapter 90.94 RCW. The specific guidance, criteria, and timeline for each grant cycle is published prior to the start of that funding round, and the most current guidelines, for the third round of grants, which are funded from the 2021-23 appropriation, was published in September 2021. Ecology is currently reviewing and scoring those third round grant applications and anticipates providing a final project list by January 2023.

#### 2023-25 Funding Allocation Process

Ecology anticipates accepting applications and awarding funds for the fourth round of grants, supported by this request, during the 2023-25 biennium. To expedite the use of this funding, Ecology began offering the entire new appropriation through a single grant round in 2021-23, versus two annual cycles, and will continue this process with the fourth round of funding in 2023-25 to fund as many eligible projects as quickly as possible.

As it did in 2021-23, Ecology will hold pre-application meetings to provide an opportunity for potential applicants to discuss details of their project with Ecology staff before submitting a final application. These meetings are required for projects that have a water rights acquisition component, and optional for other projects. Ecology also holds a series of grant applicant workshops each funding cycle in order to provide information to potential grant applicants about the application process and purpose of the grants. Interested parties submit applications using the Ecology Administration of Grants and Loans (EAGL) system.

# 461 - Department of Ecology Capital Project Request

2023-25 Biennium

\*

Version: BI Biennial 2023-25 Initial

Report Number: CBS002

Date Run: 9/12/2022 1:53PM

Project Number: 40000565

Project Title: 2023-25 Streamflow Restoration Program

## Description

Funding will be available statewide on a competitive basis. Eligible applicants are limited to tribal governments with reservation lands or treaty rights within Washington, public entities (state and local governments and quasi-governments), and non-profit organizations. Eligible projects include water right acquisitions, water storage, altered water management or infrastructure, riparian and fish habitat improvements, watershed function, environmental monitoring, and feasibility studies. Operation and maintenance costs are not eligible.

For more information on the published guidance for the current 2021-23 funding cycle, please visit:  
<https://apps.ecology.wa.gov/publications/SummaryPages/2111019.html>.

Ecology's streamflow restoration competitive grants will continue to help state and local agencies, tribal governments, and non-profit organizations implement local plans and projects to improve streamflow and aquatic resources.

### What opportunity or problem is driving this request?

Washington's Streamflow Restoration Act is in response to the Hirst decision. Hirst was a 2016 Washington State Supreme Court decision that changed how counties approve or deny building permits that use permit-exempt wells for a water source. The law was passed on January 18, 2018, and signed by Governor Inslee the next day. The law (now Chapter 90.94 RCW) helps protect water resources and provide water for families in rural Washington.

Chapter 90.94 RCW addresses the court's decision by allowing landowners to obtain a building permit for a new home relying on a permit-exempt well. The law also required the 15 watersheds impacted by the Hirst decision to develop plans to support local solutions for improving streamflows and securing water for new rural homes. To date, 10 of the plans are complete, and Ecology has submitted draft plans for the remaining five to the Salmon Recovery Funding Board (SRFB) for their technical review, as required by law. We anticipate receiving recommendations back from the SRFB by October 1, 2023 on these plans, and anticipate an increased demand for grant funding once all of the plans are finalized and approved.

For more information on these plans, please visit:  
<https://ecology.wa.gov/Water-Shorelines/Water-supply/Improving-streamflows/Watershed-planning>.

### What are the specific benefits of this project?

In general, the Hirst decision limited many landowner's abilities to get a building permit for a new home when the proposed source of water was a permit-exempt well. Before Chapter 90.94 RCW, some rural landowners were unable to obtain a building permit. This request will continue to help provide a path forward to meet economic and community needs for reliable water supplies, and also protect and enhance river flows for fish, wildlife, and recreational uses. Ecology will continue to implement the directives under Chapter 90.94 RCW, which:

1. Focuses resources on 15 watersheds that were impacted by the Hirst decision and establishes standards for rural residential permit-exempt wells in the rest of the state.
2. Allows counties to rely on Ecology's instream flow rules in preparing comprehensive plans and development regulations and for water availability determinations.
3. Allows rural residents to have access to water from permit-exempt wells to build a home. An estimated 1,547 additional homes per year over 20 years will be built in rural areas of the state.
4. Defines interim standards that will apply until local committees develop plans to be adopted into rule. This allows a maximum of 950 or 3,000 gallons per day for domestic water use, depending on the watershed.

# 461 - Department of Ecology Capital Project Request

2023-25 Biennium

\*

Version: BI Biennial 2023-25 Initial

Report Number: CBS002

Date Run: 9/12/2022 1:53PM

Project Number: 40000565

Project Title: 2023-25 Streamflow Restoration Program

## Description

5. Retains the current maximum of 5,000 gallons per day limit for permit-exempt domestic water use in watersheds that do not have existing instream flow rules.

6. Invests \$300 million over 15 years in projects that will help fish and streamflows.

This request will also provide economic benefits to the state by creating up to 119 jobs during the next two years based on Office of Financial Management estimates.

### What are the effects of non-funding?

Chapter 90.94 RCW helped resolve the conflict among rural water users and instream flow proponents statewide. This law established the process for achieving instream flows and providing water for rural domestic purposes. If funds are not appropriated for the 2023-25 biennium, new water projects designed to offset the water use from new rural development using permit-exempt wells would likely not be developed. Feasibility studies, other contract work currently in process, and new water supply projects would not be completed or started. In addition, valuable progress made in the last six years to build a working consensus between historically disparate stakeholder groups would likely be lost.

### Why is this the best option or alternative?

This request is for new capital funding for the work envisioned in Chapter 90.94 RCW. Ecology did not consider alternatives because this process is established and directed in the law.

### How will clients be affected and services change if this project is funded?

This request will continue to allow streamflow restoration projects to be implemented, which will begin development of new water supplies that will improve instream flow conditions statewide. These projects are needed to meet economic and community development needs for people and instream flow needs for fish. It is difficult to secure new water for rural domestic development, as illustrated by the lawsuit that led to establishing this program. Without these projects to offset domestic water use and improve instream flows, it is likely additional litigation would occur.

### How is the request impacting equity in the state?

Hirst was a 2016 Washington State Supreme Court decision that changed how counties approve or deny building permits that use permit-exempt wells for a water source. The law, Chapter 90.94 RCW, was passed on January 18, 2018, and signed by Governor Inslee the next day. The law helps protect water resources while providing water for families to obtain building permits throughout fourteen counties in rural western Washington and one county in rural eastern Washington.

Funds most benefit rural areas without access to sufficient public water supplies, as well as the environmental benefits shared by all state residents. Protection of fisheries supports tribal customs and values, and provides a large share of the diets for tribal members and Asian immigrants. Tribal entities are also eligible grant recipients.

### What is the agency's proposed funding strategy for the project?

The 2018 Legislature authorized \$300 million in bonds to expand available statewide water supplies. This funding will be used to implement projects that, among other purposes, offset permit-exempt well water usage and improve instream flows for fish. Ecology will use the 2023-25 allocation to provide additional competitive grant funding in the 2023-25 biennium and beyond. Bond proceeds will be deposited into the Watershed Restoration and Enhancement Bond Account and/or the

# 461 - Department of Ecology Capital Project Request

2023-25 Biennium

\*

Version: BI Biennial 2023-25 Initial

Report Number: CBS002

Date Run: 9/12/2022 1:53PM

Project Number: 40000565

Project Title: 2023-25 Streamflow Restoration Program

## Description

Watershed Restoration and Enhancement Taxable Bond Account. This taxable bond account was created to comply with federal Internal Revenue Service rules and regulations to fund non-governmental related projects.

Funding for this request includes \$20,000 to maintain and update the grant or loan applications in the agency systems.

### Are FTEs required to support this project?

FTEs supporting this work are funded in Ecology's operating budget.

### How does the project support the agency and statewide results?

This request is essential to implementing goals in Ecology's strategic plan to:

- Support and engage our communities, customers, and employees.
- Reduce and prepare for climate impacts because it develops additional water supply for rural domestic use.
- Protect and manage our state's water because it helps meet economic and community needs for reliable water supplies in the water short basins, while protecting and enhancing river flows for fish.

These projects also support local communities, customers, and employees providing infrastructure at the local level to support water use efficiency and improve instream flows for local economic, recreational, and environmental benefit.

This request provides essential support to Governor's Results Washington Goal 2 Prosperous Economy and Goal 3: Sustainable Energy and Clean Environment by:

- Increasing the amount of water instream so that fish and wildlife species have enough water to live and reproduce so that they can maintain healthy populations supported by higher water levels.
- Improving fish habitats so that the food chain is maintained so that fish can find food to eat, shading from trees and plants is improved so that the temperatures do not get too high, and spawning grounds are available with the right size of gravel, etc.
- It helps meet economic and community needs for reliable water supplies in the water short basins.

This request directly implements the following recommended priority and action in the 2021 Governor's salmon strategy update:

- Strategic Priority: 1. Protect and restore vital salmon habitat
- Action: 1a. Enforce and expand land use regulatory protection

This request also supports Puget Sound Action Agenda implementation through Ongoing Program: OGP\_ECY51: Water Resources - Streamflow Restoration Program, Strategy 7: Freshwater Availability, and Action 28: Implement watershed plans that offset impacts from new domestic permit-exempt wells and achieve a net ecological benefit within the watershed.

### How will the other state programs or units of government be affected if this project is funded?

Local governments will implement the fee collection process related to issuing building permits that rely on use of a permit-exempt well and will be responsible for collecting, tracking, and remitting applicable fees to Ecology on an annual

461 - Department of Ecology  
 Capital Project Request

2023-25 Biennium

\*

Version: BI Biennial 2023-25 Initial

Report Number: CBS002

Date Run: 9/12/2022 1:53PM

Project Number: 40000565

Project Title: 2023-25 Streamflow Restoration Program

**Description**

basis. The Kittitas and Dungeness watersheds will implement a pilot metering program that is funded through Ecology.

The Washington State Office of the Attorney General and Department of Fish and Wildlife both have responsibilities under Chapter 90.94 RCW. Funding was provided to both these agencies to implement their respective obligations under the law.

**Proviso**

None

**Project Type**

Grants

**Grant Recipient Organization:** Local Entities

**RCW that establishes grant:** Chapter 90.94 RCW

**Application process used**

Competitive grants to local entities for projects developed in conformance with Chapter 90.94 RCW. Ecology's published guidance outlines our consistent and transparent process for awarding these grants. 2021-23 funding cycle guidance provide here as example: <https://apps.ecology.wa.gov/publications/SummaryPages/2111019.html>. Costs include maintenance and updates to the grant/loan applications in the agency's grant and loan system.

**Growth Management impacts**

None

**Funding**

Acct Code	Account Title	Estimated Total	Expenditures		2023-25 Fiscal Period	
			Prior Biennium	Current Biennium	Reapprops	New Approps
366-1	Wtrshd Rst Enhnc Bnd-State	200,000,000				40,000,000
	<b>Total</b>	<b>200,000,000</b>	<b>0</b>	<b>0</b>	<b>0</b>	<b>40,000,000</b>

		Future Fiscal Periods			
		2025-27	2027-29	2029-31	2031-33
366-1	Wtrshd Rst Enhnc Bnd-State	40,000,000	40,000,000	40,000,000	40,000,000
	<b>Total</b>	<b>40,000,000</b>	<b>40,000,000</b>	<b>40,000,000</b>	<b>40,000,000</b>

**Operating Impacts**

No Operating Impact

**Narrative**

Since the passage of Chapter 90.94 RCW, base carry-forward level funding to implement the Streamflow Restoration Program has been, and continues to be included in Ecology's operating budget.

\*\*\* *This page intentionally blank.* \*\*\*



# 461 - Department of Ecology Capital Project Request

2023-25 Biennium

\*

Version: BI Biennial 2023-25 Initial

Report Number: CBS002

Date Run: 9/12/2022 11:36AM

Project Number: 40000559

Project Title: 2023-25 Sunnyside Valley Irrigation District Water Conservation

## Description

Starting Fiscal Year: 2024

Project Class: Grant

Agency Priority: 17

### Project Summary

The United States Bureau of Reclamation manages conservation improvements required by the Sunnyside Division Water Rights Settlement Agreement in the Yakima Basin Water Rights Adjudication. (State of Washington, Department of Ecology vs. James J. Acquavella, et al.) These are multi-year projects, and Ecology is requesting additional funding to cover the required state match of 17.5 percent of total project costs for the next several biennia. The Sunnyside Valley Irrigation District Phase 2 project cost is estimated at \$80 million, and Ecology's cost share is \$14 million over an 11 to 15 year construction period. This request includes \$3.25 million for Phase IIE to continue the construction schedule for the state's share of the Yakima River Basin Water Enhancement Project in the 2023-25 biennium. (State Building Construction Account)

### Project Description

#### What is the proposed project?

The Yakima River below the Sunnyside Diversion Dam has suffered from chronic low stream flows in late summer and early fall. During the 1977 drought, the river below Sunnyside Dam was dry for a week because the entire flow of the river was diverted for irrigation. That year, a federal court ruling required the United States Bureau of Reclamation (USBR) to release water from storage to avoid dewatering salmon nests. After that, the USBR committed to provide water from storage to keep flows of at least 200 cubic feet per second (cfs) in the Yakima River below Sunnyside Dam.

Federal legislation passed in 1994 established minimum operational target flows of 300 to 600 cfs at the Parker gauge below Sunnyside Dam. The target in any particular year is tied to the amount of forecast runoff for that year. Provisions were also included to increase the target flows over time through water acquisition and investments in water conservation. Optimal flows for fish in the reach below Sunnyside Dam are about 1,200 cfs. The goal is to increase the target flows over time to benefit and restore fisheries.

The Sunnyside Division Board of Control (SDBOC) operates the Sunnyside Canal to irrigate 99,244 acres for the following entities:

- Sunnyside Valley Irrigation District (SVID) – 86,429 acres
- Grandview Irrigation District – 3,941 acres
- Benton Irrigation District – 4,630 acres
- City of Zillah – 106 acres
- City of Sunnyside – 578 acres
- City of Grandview – 271 acres
- City of Prosser – 425 acres
- Kennewick Ditch Company – 2,400 acres
- Piety Flat Ditch Company – 464 acres

# 461 - Department of Ecology Capital Project Request

2023-25 Biennium

\*

Version: BI Biennial 2023-25 Initial

Report Number: CBS002

Date Run: 9/12/2022 11:36AM

Project Number: 40000559

Project Title: 2023-25 Sunnyside Valley Irrigation District Water Conservation

## Description

The Sunnyside Canal diverts about 1,200 cfs with maximum instantaneous flow set at the canal capacity of 1,316 cfs at the Sunnyside Diversion Dam on the Yakima River near Parker. The return flow for the Parker diversion is near Benton City.

In May 2003, the Superior Court of Washington for Yakima County confirmed the surface water rights of the Sunnyside Division (a division of the federal Yakima Basin Irrigation Project). This was done under a settlement agreement reached by Sunnyside, Ecology, the USBR, and the Yakama Nation. The parties agreed to implement water conservation measures under the Yakima River Basin Water Enhancement Project (YRBWEP) to reduce diversions to the Sunnyside Division from the Yakima River.

Reduced diversions will be 100 cfs per year, measured at milepost 0.60 on the Sunnyside Canal. SVID Phase I was for 54 cfs, and SVID Phase II was for 46 cfs. These phases were funded in previous budgets. Construction of Phase I was completed in 2013, and the full 54 cfs instream target flow was realized during April-October 2014. The SVID Phase 2B project in this request will complete the Phase II work for the 46 cfs. The Roza project will contribute an estimated additional 5,523 acre-feet of water above the initial SVID Phase I and II savings of 100 cfs per year.

In addition to Sunnyside, all other irrigation districts that receive irrigation water from the USBR Yakima reservoirs are eligible for YRBWEP funding if they have an approved feasibility study. Roza and Kennewick Irrigation Districts have approved feasibility studies. Before a district can receive construction money, they must enter into a diversion reduction agreement to reduce the amount of USBR water that will be delivered to them.

Ecology requests funding for the 2023-25-biennium based on the USBR construction schedule. This includes requests for SVID Phase IIE and Phase IIF funding.

The YRBWEP sets cost-sharing requirements for eligible projects of 65 percent USBR, 17.5 percent Washington State, and 17.5 percent local participation.

The project construction budget for the 2023-25 biennium is \$3.16 million. Staffing resources to provide project management and oversight of these projects and resources to maintain and update the grant or loan applications in the agency systems make up the balance. Total project implementation costs are \$3.25 million for the 2023-25 biennium. Projects included in the 2023-25 biennium are noted below under Phase IIE and/or IIF.

### 2021-23 Achievements and Work Underway:

#### Phase IIC

Phase IIC occurred during the 2019-21 biennium and was completed September 30, 2020. This phase conserved about 2,172 acre-feet of water through installing 18.9 miles of closed pipe serving 3,920 acres. Funding to achieve this totaled \$11,153,846. The cost share breakdown is: USBR \$7,250,000, Ecology \$1,951,923 and SDBOC \$1,951,923.

#### Phase IID

For the Enclosed Lateral Improvement Projects (ELIPS) Phase IID project, the SDBOC will replace concrete weir boxes and 16.7 miles of two open ditch laterals diverted from the main canal at canal milepost 51.87 and 51.18, with enclosed conduit pressure pipe (36" pipe) and flow meters. These laterals irrigate 2,929 acres and are located in the River diversion canal section on the Sunnyside Canal.

During the 2021-22 winter construction season, the district installed 7.3 miles of pipe and 133 flowmeters on the 51.18 & 51.87 laterals. The portion of those laterals that was enclosed serves 1,401 acres. Phase IID is fully funded as of fiscal year

# 461 - Department of Ecology Capital Project Request

2023-25 Biennium

\*

Version: BI Biennial 2023-25 Initial

Report Number: CBS002

Date Run: 9/12/2022 11:36AM

Project Number: 40000559

Project Title: 2023-25 Sunnyside Valley Irrigation District Water Conservation

## Description

2021 for a total of \$11,230,770 with all cost shares included. The district encountered supply chain issues with the pandemic and requested a time extension for an additional construction season. This time extension was granted to the district to finish the last of the work described in the grant. The new end date of phase IID is September 12, 2023.

### Focus of 2023-25 Budget Request

Phase IIE & IIF

The Phase IIE five-year agreement was awarded in November 2021 (Federal Fiscal Year 2021). Estimated total funding for this agreement is \$10 million. The agreement will expire September 30, 2025. USBR also has indicated that \$900,000 in addition to the \$10 million is available for this phase from one-time federal funding appropriations. Additionally, USBR recommends a 10 percent contingency be built into all construction estimates to account for unforeseen change orders, design changes, etc.

Construction began November 2021 and is expected to be completed by March 2025. The district was not able to complete all the construction work described in the grant agreement during the winter 2021-22 construction season due to impacts on the supply chain from the pandemic. The milestones and schedule have been adjusted accordingly and a time extension has not been requested at this time.

This agreement will pipe 21.5 miles of open laterals serving 4,172 acres with an estimated 2,315 acre-feet of conserved water annually.

The federal fiscal year overlaps more than a single biennium of the state budget cycle. Ecology is requesting funds to cover three federal fiscal years to cover Phase IIE and/or beginning phase IIF. Future phases and funding requests are expected to continue through 2042 to achieve necessary flow improvements.

### What opportunity or problem is driving this request?

This request is required to meet the conservation and diversion reduction goals outlined in the settlement agreement of the Sunnyside Division water right, and will improve stream flows in the Lower Yakima River.

### What are the specific benefits of this project?

Meeting the Sunnyside Diversion reduction requirements will provide an additional 100 cfs per year for instream flows in the Lower Yakima River. This is a critical reach for salmon, due to chronic low flows and high temperatures. Increasing instream flows is an essential part of the strategy to restore threatened fish species in the Yakima basin. These benefits will not require the Sunnyside Division to give up irrigation of any historically irrigated lands or total acreage.

This request will also provide economic benefits to the state by creating up to 17 jobs during the next two years based on Office of Financial Management estimates.

### What are the effects of non-funding?

If Ecology does not receive funding, we would not be able to fulfill our obligation under the court settlement agreement to fund YRBWEP. This could place future funding (federal match) in jeopardy, which would delay achieving water conservation goals and attaining instream flow targets in the agreement. It is also likely YRBWEP partners would take Ecology back to court to uphold our portion of the settlement agreement.

# 461 - Department of Ecology Capital Project Request

2023-25 Biennium

\*

Version: BI Biennial 2023-25 Initial

Report Number: CBS002

Date Run: 9/12/2022 11:36AM

Project Number: 40000559

Project Title: 2023-25 Sunnyside Valley Irrigation District Water Conservation

## Description

### Why is this the best option or alternative?

Other options will not meet the court settlement through the USBR. The Sunnyside Division and other eligible irrigation districts within the Yakima basin are eligible to receive state funding for irrigation system improvements.

### How will clients be affected and services change if this project is funded?

Agricultural interests and local economies that depend on agriculture will benefit from improved instream flows and improved water use efficiency from this funding, along with the Yakama Nation and sport and commercial fishers.

### How is the request impacting equity in the state?

In May 2003, the Superior Court of Washington for Yakima County confirmed the surface water rights of the Sunnyside Division (a division of the federal Yakima Basin Irrigation Project). This was done under a settlement agreement reached by Sunnyside, Ecology, the USBR, and the Yakama Nation. The parties agreed to implement water conservation measures under the YRBWEP to reduce diversions to the Sunnyside Division from the Yakima River.

This request supports work directed by the settlement agreement to increase instream flow, with significant benefits going to rural and eastern Washington areas and economies that rely on sufficient instream flows. Funds most benefit rural agricultural areas without sufficient reliable water supplies due to drought and laws related to proration of senior and junior water rights. The water conserved as part of this request directly improves environmental benefits shared by all state residents, including Tribal nations. Protecting fisheries supports Tribal customs and values, as well as rural recreational harvest opportunities.

### What is the agency's proposed funding strategy for the project?

Ecology will enter into three party agreements with the local irrigation districts and USBR for each share of the total project cost. The Ecology and local shares are 17.5 percent each, and the USBR share is 65 percent. USBR will manage the individual construction projects.

### Are FTEs required to support this project?

This request requires a total of 0.23 FTE to continue implementing SVID and YRBWEP projects, contract management, oversight, and technical assistance. This is the same level of FTEs currently supporting this capital project in the 2021-23 biennium.

### How does the project support the agency and statewide results?

This request is essential to achieving Ecology's Goal 1: Support and Engage our Communities, Customers, and Employees and Goal 4: Protect and Manage our State's Waters because it will add 100 cfs of water, per year, for instream flows in the Lower Yakima River that will restore threatened fish species in the Yakima basin.

This request is essential to achieving the Governor's Results Washington Goal 3: Sustainable Energy and a Clean Environment because it will:

Providing infrastructure within local communities to support improved water use efficiency and improve instream flows for local economic and environmental benefit.

461 - Department of Ecology  
Capital Project Request

2023-25 Biennium

\*

Version: BI Biennial 2023-25 Initial

Report Number: CBS002

Date Run: 9/12/2022 11:36AM

Project Number: 40000559

Project Title: 2023-25 Sunnyside Valley Irrigation District Water Conservation

**Description**

Encourage irrigation districts to voluntarily reduce the amount of water they divert from the Yakima River. This will help reach the YRBWEP goals and drought proof local communities.

Reduce water use on farms (but still allow farmers to grow crops) so that river flows for fish are protected and enhanced.

Increasing the amount of water instream so that fish and wildlife species are more likely to maintain healthy populations from higher water levels (enough water to live and reproduce).

Reducing water temperatures so that there is enough cool water to better disperse heat so that the overall habitat improves (food chain is maintained so they can find food to eat, shading from trees & plants is improved so that the temperatures do not get to high, spawning grounds are available with the right size of gravel, etc.).

Implementing YRBWEP projects so that the local economy is maintained as water conservation measures and alternative supplies are made available to the agricultural community so that current agricultural practices can continue while also restoring instream flow.

This request also broadly implements the following recommended priority and action in the 2021 Governor's salmon strategy update:

- Strategic Priority: 2. Invest in clean water infrastructure for salmon and people
- Action: 2a. Improves stormwater management

**How will the other state programs or units of government be affected if this project is funded?**

The Washington Department of Fish and Wildlife and the Yakama Nation joint effort to restore fish in the Yakima River Basin will benefit from the higher river flows that will occur as a result of this project. The Sunnyside Division and its component irrigation districts, including Roza, will benefit from a more certain water supply, system automation, and other improvements that will be made on division facilities.

**Proviso**

None

**Location**

City: Statewide

County: Statewide

Legislative District: 098

**Project Type**

Grants

**Grant Recipient Organization:** Public Agriculture Water Supply Facilities and US. Bureau of Reclamation

**RCW that establishes grant:** None

**Application process used**

N/A

**Growth Management impacts**

None

**Funding**

Expenditures

2023-25 Fiscal Period

461 - Department of Ecology  
 Capital Project Request

2023-25 Biennium

\*

Version: BI Biennial 2023-25 Initial

Report Number: CBS002

Date Run: 9/12/2022 11:36AM

Project Number: 40000559

Project Title: 2023-25 Sunnyside Valley Irrigation District Water Conservation

**Funding**

Acct Code	Account Title	Estimated Total	Prior Biennium	Current Biennium	Reapprops	New Approps
057-1	State Bldg Constr-State	16,230,000				3,246,000
	<b>Total</b>	<b>16,230,000</b>	<b>0</b>	<b>0</b>	<b>0</b>	<b>3,246,000</b>

Future Fiscal Periods

	2025-27	2027-29	2029-31	2031-33
057-1 State Bldg Constr-State	3,246,000	3,246,000	3,246,000	3,246,000
<b>Total</b>	<b>3,246,000</b>	<b>3,246,000</b>	<b>3,246,000</b>	<b>3,246,000</b>

**Operating Impacts**

No Operating Impact

**SubProjects**

SubProject Number: 40000560

SubProject Title: Sunnyside Valley Irrigation District

Starting Fiscal Year: 2024

Project Class: Grant

Agency Priority: 17

**Project Summary**

The United States Bureau of Reclamation manages conservation improvements required by the Sunnyside Division Water Rights Settlement Agreement in the Yakima Basin Water Rights Adjudication. (State of Washington, Department of Ecology vs. James J. Acquavella, et al.) These are multi-year projects, and Ecology is requesting additional funding to cover the required state match of 17.5 percent of total project costs for the next several biennia. The Sunnyside Valley Irrigation District Phase 2 project cost is estimated at \$80 million, and Ecology's cost share is \$14 million over an 11 to 15 year construction period. This request includes \$3.25 million for Phase IIE to continue the construction schedule for the state's share of the Yakima River Basin Water Enhancement Project in the 2023-25 biennium. (State Building Construction Account)

**Project Description**

Piping of Lateral Water Distribution System to include Phase IIE and/or IIF that will pipe 21.5 miles of open laterals serving 4,172 acres with an estimated 2,315 acre-feet of conserved water annually.

**Location**

City: Sunnyside

County: Yakima

Legislative District: 015

**Project Type**

Grants

461 - Department of Ecology  
 Capital Project Request

2023-25 Biennium

\*

Version: BI Biennial 2023-25 Initial

Report Number: CBS002

Date Run: 9/12/2022 11:36AM

Project Number: 40000559

Project Title: 2023-25 Sunnyside Valley Irrigation District Water Conservation

**SubProjects**

SubProject Number: 40000560

SubProject Title: Sunnyside Valley Irrigation District

Grant Recipient Organization: Public Agriculture Water Supply Facilities and US. Bureau of Reclamation

RCW that establishes grant: None

Application process used  
 N/A

Growth Management impacts

None

**Funding**

Acct Code	Account Title	Estimated Total	Expenditures		2023-25 Fiscal Period	
			Prior Biennium	Current Biennium	Reappropriations	New Appropriations
057-1	State Bldg Constr-State	3,160,000				3,160,000
	<b>Total</b>	<b>3,160,000</b>	<b>0</b>	<b>0</b>	<b>0</b>	<b>3,160,000</b>
<b>Future Fiscal Periods</b>						
		<u>2025-27</u>	<u>2027-29</u>	<u>2029-31</u>	<u>2031-33</u>	
057-1	State Bldg Constr-State	0	0	0	0	
	<b>Total</b>	<b>0</b>	<b>0</b>	<b>0</b>	<b>0</b>	

**Operating Impacts**

No Operating Impact

SubProject Number: 40000561

SubProject Title: Ecology Project Staff

461 - Department of Ecology  
 Capital Project Request

2023-25 Biennium

\*

Version: BI Biennial 2023-25 Initial

Report Number: CBS002

Date Run: 9/12/2022 11:36AM

Project Number: 40000559

Project Title: 2023-25 Sunnyside Valley Irrigation District Water Conservation

**SubProjects**

SubProject Number: 40000561

SubProject Title: Ecology Project Staff

Starting Fiscal Year: 2024

Project Class: Grant

Agency Priority: 17

**Project Summary**

The United States Bureau of Reclamation manages conservation improvements required by the Sunnyside Division Water Rights Settlement Agreement in the Yakima Basin Water Rights Adjudication. (State of Washington, Department of Ecology vs. James J. Acquavella, et al.) These are multi-year projects, and Ecology is requesting additional funding to cover the required state match of 17.5 percent of total project costs for the next several biennia. The Sunnyside Valley Irrigation District Phase 2 project cost is estimated at \$80 million, and Ecology's cost share is \$14 million over an 11 to 15 year construction period. This request includes \$3.25 million for Phase IIE to continue the construction schedule for the state's share of the Yakima River Basin Water Enhancement Project in the 2023-25 biennium. (State Building Construction Account)

**Project Description**

Staff to provide project implementation and oversight.

**Location**

City: Statewide

County: Statewide

Legislative District: 098

**Project Type**

Grants

Grant Recipient Organization: Public Agriculture Water Supply Facilities and US. Bureau of Reclamation

RCW that establishes grant: None

Application process used

N/A

**Growth Management impacts**

None

**Funding**

Acct Code	Account Title	Expenditures			2023-25 Fiscal Period	
		Estimated Total	Prior Biennium	Current Biennium	Reapprops	New Approps
057-1	State Bldg Constr-State	86,000				86,000
	<b>Total</b>	<b>86,000</b>	<b>0</b>	<b>0</b>	<b>0</b>	<b>86,000</b>
<b>Future Fiscal Periods</b>						
		<u>2025-27</u>	<u>2027-29</u>	<u>2029-31</u>	<u>2031-33</u>	
057-1	State Bldg Constr-State	0	0	0	0	
	<b>Total</b>	<b>0</b>	<b>0</b>	<b>0</b>	<b>0</b>	

**Operating Impacts**



461 - Department of Ecology  
 Capital Project Request

2023-25 Biennium

\*

Version: BI Biennial 2023-25 Initial

Report Number: CBS002

Date Run: 9/12/2022 11:36AM

Project Number: 40000559

Project Title: 2023-25 Sunnyside Valley Irrigation District Water Conservation

**SubProjects**

SubProject Number: 40000561

SubProject Title: Ecology Project Staff

No Operating Impact

SubProject Number: 40000562

SubProject Title: 2023-25 Sunnyside Valley Irrig Dist Wtr Consvr Ten Year Fin Plan

Starting Fiscal Year: 2024

Project Class: Grant

Agency Priority: 17

**Project Summary**

The United States Bureau of Reclamation manages conservation improvements required by the Sunnyside Division Water Rights Settlement Agreement in the Yakima Basin Water Rights Adjudication. (State of Washington, Department of Ecology vs. James J. Acquavella, et al.) These are multi-year projects, and Ecology is requesting additional funding to cover the required state match of 17.5 percent of total project costs for the next several biennia. The Sunnyside Valley Irrigation District Phase 2 project cost is estimated at \$80 million, and Ecology's cost share is \$14 million over an 11 to 15 year construction period. This request includes \$3.25 million for Phase IIE to continue the construction schedule for the state's share of the Yakima River Basin Water Enhancement Project in the 2023-25 biennium. (State Building Construction Account)

**Project Description**

Ten year financial plan

**Location**

City: Statewide

County: Statewide

Legislative District: 098

**Project Type**

Grants

Grant Recipient Organization: Public Agriculture Water Supply Facilities and US. Bureau of Reclamation

RCW that establishes grant: None

Application process used

N/A

**Growth Management impacts**

None

**Funding**

Acct Code	Account Title	Estimated Total	Expenditures		2023-25 Fiscal Period	
			Prior Biennium	Current Biennium	Reapprops	New Approps
057-1	State Bldg Constr-State	12,984,000				
	<b>Total</b>	<b>12,984,000</b>	<b>0</b>	<b>0</b>	<b>0</b>	<b>0</b>

461 - Department of Ecology  
Capital Project Request

2023-25 Biennium

\*

Version: BI Biennial 2023-25 Initial

Report Number: CBS002

Date Run: 9/12/2022 11:36AM

Project Number: 40000559

Project Title: 2023-25 Sunnyside Valley Irrigation District Water Conservation

**SubProjects**

SubProject Number: 40000562

SubProject Title: 2023-25 Sunnyside Valley Irrig Dist Wtr Consvr Ten Year Fin Plan

		Future Fiscal Periods			
		2025-27	2027-29	2029-31	2031-33
057-1	State Bldg Constr-State	3,246,000	3,246,000	3,246,000	3,246,000
	<b>Total</b>	<b>3,246,000</b>	<b>3,246,000</b>	<b>3,246,000</b>	<b>3,246,000</b>

Operating Impacts

No Operating Impact



**Ecology 2023-25 Capital Budget Project List**  
**Office of Columbia River**  
**Sunnyside Valley Irrigation District Water Conservation**

August 2022

**Purpose:** In May 2003, the Superior Court of Washington for Yakima County confirmed the surface water rights of the Sunnyside Division (a division of the federal Yakima Basin Irrigation Project). This was done under a settlement agreement reached by Sunnyside, Ecology, the USBR, and the Yakama Nation. The parties agreed to implement water conservation measures under the Yakima River Basin Water Enhancement Project (YRBWEP) to reduce diversions to the Sunnyside Division from the Yakima River. Ecology will enter into three party agreements with the local irrigation districts and USBR for each share of the total project cost. The Ecology and local share is 17.5 percent each, and the USBR share is 65 percent. USBR will manage the individual construction projects. Projects included below implement the settlement agreement.

Rank	Project Title	Project Description	Amount	Phase of Cleanup	Site Address	City	County	Leg. District	WRIA	Lat.	Long.
1	Sunnyside Valley Irrigation District	Piping of Lateral Water Distribution System to include Phase IIE and/or IIF that will pipe 21.5 miles of open laterals serving 4,172 acres with an estimated 2,315 acre-feet of conserved water annually.	3,160,000	Construction	120 S. 11th Street	Sunnyside	Yakima	15,16	36,37	46.327116	-120.0054
2	Ecology Project Staff	Staff to provide project implementation and oversight.	86,100	Project Management	Various	Various	Yakima	15,16	36,37	Various	Various
<b>TOTAL</b>			<b>3,246,100</b>								

\*\*\* *This page intentionally blank.* \*\*\*

# 461 - Department of Ecology Capital Project Request

2023-25 Biennium

\*

Version: BI Biennial 2023-25 Initial

Report Number: CBS002

Date Run: 9/12/2022 6:28PM

Project Number: 40000564

Project Title: 2023-25 State Match - Water Pollution Control Revolving Program

## Description

Starting Fiscal Year: 2024

Project Class: Grant - Pass Through

Agency Priority: 19

### Project Summary

Congress established the Clean Water State Revolving Fund (CWSRF) under Title VI of the federal Clean Water Act to capitalize state-run, low-interest loan programs to finance water quality facilities and activities. The Washington State Water Pollution Control Revolving Account (CWSRF), established under Chapter 90.50A RCW, implemented the loan program to provide low-interest loans to local governments, special purpose districts, and recognized Tribes for high-priority water quality projects statewide. Ecology is requesting \$35 million from the State Taxable Building Construction Account (STBCA) for the funds needed for the state match to the \$200 million anticipated federal capitalization (\$22 million) grant and Bipartisan Infrastructure Law (BIL) stimulus (\$13 million). Related to Puget Sound Action Agenda implementation. (State Taxable Building Construction Account)

### Project Description

#### What is the proposed project?

Each year, Ecology accepts loan applications from cities, counties, special purpose districts (e.g. sewer districts), Tribes, and conservation districts seeking financial help to improve and protect water quality in their communities.

On November 15, 2021, the Infrastructure Investment and Jobs Act was signed into law, officially enacting the Bipartisan Infrastructure Law (BIL), which includes new CWSRF funding through the Environmental Protection Agency (EPA) to states including BIL stimulus funds, emerging contaminants funds, and reauthorization of the annual base capitalization grant. Ecology uses these funds to finance planning, designing, acquiring, constructing, and improving water pollution control facilities and for related nonpoint source activities that help meet state and federal water pollution control requirements.

Ecology makes loans available through a statewide, competitive rating and ranking process. Since its creation in 1989, the CWSRF program has loaned more than \$2.06 billion to public entities. The CWSRF is by far the largest source of low-interest loan funds Washington State government has dedicated to environmental protection. The work accomplished through CWSRF loans is an integral and essential part of the state's strategy to reduce pollution of our marine waters, estuaries, lakes, rivers, and groundwater. This request includes \$35 million from STBCA for state match for new federal capitalization grants appropriated in the BIL appropriation for:

- Base federal capitalization funding – must be matched with 20 percent state funds.
- BIL stimulus funding – must be matched with 10 percent state funds for the federal 2022 award and 20 percent state funds for the federal 2023 award.

Note: This request is related to Ecology's 2023-25 Capital Request for \$635 million in Water Pollution Control Revolving Account (WPCRA) appropriation to continue essential work through this loan program.

#### What opportunity or problem is driving this request?

A number of ongoing and emerging issues drive Washington's water quality funding needs. Ecology works with local governments, special purpose districts, Tribes, state and federal agencies, and other stakeholders to ensure financial assistance programs are meeting water quality needs by providing affordable loan financing to address:

- Aging and new wastewater treatment infrastructure.

# 461 - Department of Ecology Capital Project Request

2023-25 Biennium

\*

Version: BI Biennial 2023-25 Initial

Report Number: CBS002

Date Run: 9/12/2022 6:28PM

Project Number: 40000564

Project Title: 2023-25 State Match - Water Pollution Control Revolving Program

## Description

- Water quality cleanup plans required under the federal Clean Water Act.
- Advanced wastewater treatment to meet designated uses of the receiving water.
- Wastewater reclamation and reuse to address sustainability and resiliency.
- Stormwater planning.
- Nonpoint pollution from surface water runoff from agricultural land, urban areas, and forested land.
- Failing onsite sewage systems.
- Water quality needs of financially distressed communities.

Continued funding of the state match for the federal capitalization grant and BIL stimulus funding is critical for helping Washington's local governments, special purpose districts, and recognized Tribes update and improve water quality infrastructure and implement associated water quality projects focused on protecting and improving water quality and public health.

There are many ongoing challenges and financial impacts to communities that will continue into the 2023-25 biennium due to the impacts of COVID-19 on water utilities, including reduced revenue from business and residential bill non-payment, and increased costs of materials. These added pressures will increase the needs for affordable financing of critical improvements to water quality infrastructure.

CWSRF statutory requirements, administrative rule uses and limitations, and Ecology policy provide the framework for the funding guidelines, including:

- Chapter 173-98 WAC, Uses and Limitations of the Water Pollution Control Revolving Fund.
- Chapter 70A.135 RCW, Water Pollution Control Facilities Financing.
- Chapter 90.50A RCW, Water Pollution Control Facilities – Federal Capitalization Grant
- Administrative Requirements for Recipients of Ecology Grants and Loans (Ecology publication)
- Chapter 173-240 WAC, Submission of Plans and Reports for Construction of Wastewater Facilities
- Chapter 90.46 RCW, Reclaimed Water Use
- RCW 70A.45.070, Distribution of funds for infrastructure and capital development projects—Prerequisites.

Please see attached applicant requirements for greenhouse gas emissions reduction.

### What are the specific benefits of this project?

The CWSRF loan program provides low-interest loans to local governments, special purpose districts, and recognized Tribes for wastewater treatment, nonpoint source pollution control, and watershed and estuary management projects that achieve specific environmental and public health benefits, including:

# 461 - Department of Ecology Capital Project Request

2023-25 Biennium

\*

Version: BI Biennial 2023-25 Initial

Report Number: CBS002

Date Run: 9/12/2022 6:28PM

Project Number: 40000564

Project Title: 2023-25 State Match - Water Pollution Control Revolving Program

## Description

- Eliminating severe public health hazards and environmental degradation.
- Achieving regulatory compliance with permit requirements, consent decrees, compliance orders, Total Maximum Daily Load (TMDL), or waste-load allocations.
- Restoring and protecting designated uses of Washington's waters, such as drinking water, aquatic habitat, shellfish harvesting, and recreation.

The economic value water quality infrastructure projects provide to the community and economy includes short-term benefits by supporting construction jobs and long-term benefits by funding sustainable clean water infrastructure that also supports growth and economic development. CWSRF low-interest loans can save communities millions in interest payments compared to local government bond issuance. CWSRF funds are often the only option for small financially disadvantaged communities to implement their clean water project needs.

### What are the effects of non-funding?

If this request is not funded, federal capitalization and BIL stimulus funding of up to \$200 million would be lost. Local governments, special purpose districts, and federally recognized Tribes throughout the state would not receive low-interest loans to finance local or regional water quality infrastructure projects in their communities. The CWSRF is often the only affordable funding option available to small communities to address failing water quality infrastructure. The jobs, water quality, and public health improvements associated with \$635 million in infrastructure and nonpoint source funding would not materialize.

### Why is this the best option or alternative?

This request is for continuing state match support of base federal capitalization and BIL stimulus funding for the CWSRF loan program to help local governments with high-priority water quality projects throughout Washington. Ecology's well established, accountable, and transparent water quality funding program is the best and most effective option available to distribute money for priority water pollution control projects on a statewide, competitive basis. The program considers legal mandates, local efforts, rate payer impacts, and evolving water quality priorities

### How will clients be affected and services change if this project is funded?

This request will allow public entities to proceed with planning, designing, acquiring, constructing, and improving water pollution control facilities and related nonpoint activities that help achieve state and federal water pollution control requirements. These improvements contribute significantly to protecting public health, restoring water quality statewide and in Puget Sound, creating jobs, and improving economic health.

### How is the request impacting equity in the state?

The Water Quality Combined Funding Program, including CWSRF, Centennial, and Stormwater Financial Assistance funding programs, emphasizes access to funding for small financially disadvantaged communities and integrates environmental justice considerations in the application and project evaluation process. Projects with multiple benefits, including environmental justice considerations, have the ability to rank higher in the evaluation process.

A review of funding over the past five year shows that nearly 30 percent of CWSRF funding and 70 percent of Centennial funding is invested in small financially disadvantaged communities, many of which are considered rural.

# 461 - Department of Ecology Capital Project Request

2023-25 Biennium

\*

Version: BI Biennial 2023-25 Initial

Report Number: CBS002

Date Run: 9/12/2022 6:28PM

Project Number: 40000564

Project Title: 2023-25 State Match - Water Pollution Control Revolving Program

## Description

This program has also committed staffing resources to assist small communities that do not have the financial or technical resources to adequately address their clean water needs. Updates to water quality financial assistance program procedures for financial hardship include reducing barriers to access funding and assistance to specifically help financially disadvantaged communities with planning, design, and constructing clean water infrastructure.

### What is the agency's proposed funding strategy for the project?

The WPCRA and its dedicated revenue sources support the CWSRF loan program. Dedicated revenue sources include:

- Yearly grants from the Environmental Protection Agency, authorized by Congress in the federal budget process.
- State match – required under the federal Clean Water Act of 1987 and the BIL passed in 2021, transferred into the fund from the STBCA.
- Principal and interest repayments by loan recipients.
- Interest earned on the fund balance by investments from the Washington State Treasurer.

The CWSRF loan program provides low-interest loans for high-priority water quality projects. To continue funding projects, Ecology ensures long-term health of the fund by managing the fund in perpetuity. Ecology bases interest rates on a percentage of the annual bond buyers' index, allowing sufficient capital to loan out for future water quality projects.

Ecology holds an annual competitive funding cycle with two cycles each state biennium. In the first funding cycle of each new biennium, Ecology awards funding to all eligible projects that are ready to proceed, within rule limitations, and the remaining funds are used for the second year funding cycle.

### Are FTEs required to support this project?

No capital FTEs are required for this request.

### How does the project support the agency and statewide results?

This request is essential to achieving the following Ecology goals:

Goal 1: Support and Engage our Communities, Customers, and Employees because it will support economic security by providing grant subsidies to small low-income communities to protect public health and keep utility rates reasonable.

Goal 2: Reduce and Prepare for Climate Impacts because it will fund projects that help communities prepare for climate impacts and integrate climate resiliency and long-term sustainability practices. For example, reclaimed water and water reuse facilities that help small communities become resilient to water shortages increase stream buffers and native vegetation to address stream flow dynamics, temperature impacts, carbon sequestration, and improve water quality.

Goal 4: Protect and Manage our State Waters because it will fund projects for water pollution control infrastructure and projects that reduce nonpoint pollution and nutrient discharges.

This request is essential to achieving the following Governor's Results Washington Goals:



# 461 - Department of Ecology Capital Project Request

2023-25 Biennium

\*

Version: BI Biennial 2023-25 Initial

Report Number: CBS002

Date Run: 9/12/2022 6:28PM

Project Number: 40000564

Project Title: 2023-25 State Match - Water Pollution Control Revolving Program

## Description

Goal 2: Prosperous Economy because it will provide opportunities for quality jobs when a new wastewater system is constructed or an existing system is repaired or upgraded. The Office of Financial Management estimates that 12 direct and indirect jobs in Washington are created for every \$1 million spent on building clean water infrastructure. The program also helps communities build well-functioning and sustainable clean water infrastructure that supports local economies.

Goal 3: Sustainable Energy and a Clean Environment because it will provide loans for high-priority water quality projects statewide. CWSRF loan projects help local communities protect public health and the environment by reducing pollution of our lakes, rivers, streams, marine waters, estuaries, and groundwater.

Goal 4: Healthy and Safe Communities because it will fund projects that address the impacts of climate change and improve community resiliency through support of long-term multi-benefit solutions to problems caused from water pollution, including excess nutrients and increased temperature. It will also address needs in low-income communities through low- or no-interest loans in conjunction with forgivable principal to reduce residential rate impacts.

Goal 5: Efficient, Effective, and Accountable Government because it will provide one application rating and ranking process to award funds from four separate funding sources, including CWSRF. This creates an efficient and streamlined approach for communities to apply for funding resources through an integrated water quality financial assistance program.

This request directly supports the Puget Sound Action Agenda Implementation Plan through a diverse range of water quality projects. Funded projects may include providing funding to build wastewater facilities in low-income communities, streambank restoration, agricultural BMPs, watershed planning, or other programs.

This request also supports Puget Sound Action Agenda implementation through Ongoing Program: OGP\_ECY38: Water Quality - Provide Financial Assistance, and a number of Vital Signs, Strategies, Desired Outcomes, Actions, and Orca Task Force Recommendations included in the 2022-26 Action Agenda. See Attachment A for a complete list of linkages between this request and the agenda.

This request also broadly implements the following recommended priority and action in the 2021 Governor's salmon strategy update:

- Strategic Priority: 2. Invest in clean water infrastructure for salmon and people
- Action: 2b. Improves wastewater management to achieve clean water

### How will the other state programs or units of government be affected if this project is funded?

Ecology's Water Quality Program coordinates and collaborates with other Ecology programs through a variety of groups, including the Ecology Grants Group (EGG), Ecology Cultural Resources Environmental Workgroup (ECREW) and on a project-by-project basis where there are cross-program project elements. The Water Quality Program is highly engaged in cross-agency coordination and collaboration through its commitment to the Infrastructure Assistance Coordinating Council (IACC), Maximizing Resources workgroup, Small Communities Initiative (SCI), and the Sync Infrastructure Improvement Team (Ecology, Health, Commerce, Transportation, Transportation Improvement Board, and Public Works Board).

Many local governments, special purpose districts, and recognized Tribes propose important water quality projects that cannot be fully funded with one funding source. This is especially true for small financially distressed communities. Ecology works with recipients and other state and federal agencies to coordinate funding and technical assistance for water quality infrastructure projects. Together, the agencies collaborate and leverage their funds to meet the financial situation of the community. Many small communities with large-scale projects use multiple funding sources, including the CWSRF, Centennial Clean Water Program, Public Works Assistance Account, Department of Commerce, USDA Rural Development, and the State Tribal Assistance Grant Program. The lack of Public Works Assistance Account funding over the past few years

461 - Department of Ecology  
 Capital Project Request

2023-25 Biennium

\*

Version: BI Biennial 2023-25 Initial

Report Number: CBS002

Date Run: 9/12/2022 6:28PM

Project Number: 40000564

Project Title: 2023-25 State Match - Water Pollution Control Revolving Program

**Description**

has increased the demand for and importance of CWSRF loan funding for local governments.

Ecology is engaged as a partner with the Public Works Board, Department of Commerce, and Department of Health in an ongoing effort to improve and better collaborate and coordinate state financial assistance for water infrastructure in Washington. This effort, called the Sync System Improvement Team, is focused on identifying and implementing strategies and best practices for improving access to funding programs and improved value, outcomes, cost effectiveness, and sustainability of water infrastructure projects. This work, along with ongoing CWSRF funding, supports improved statewide financial assistance and water quality project outcomes and allows us to better serve small financially challenged communities that receive CWSRF loan and Centennial grant assistance.

**Proviso**

No

**Project Type**

Grants

**Grant Recipient Organization:** Public entities, local gov'ts, special purpose distr., quasi municipals, federally recognized Tribes.

**RCW that establishes grant:** • Chapter 90.50A RCW

**Application process used**

Ecology manages an integrated annual funding approach using a joint application, evaluation, and rating and ranking process for the CWSRF, Centennial Clean Water Program, Stormwater Financial Assistance Program, and the Clean Water Act Section 319 federal grant program. The application period begins in August with applications due mid-October. Ecology staff screen, review, and rate and rank the applications from November through December. In early November, the funding application list is available for each fiscal year funding cycle and is provided to the Governor's office and key Legislators. The evaluation and points are assigned according to an objective rating system that identifies the highest priority water quality needs statewide. In January, Ecology produces a combined draft project list for the Legislature to use during budget considerations. The list becomes final on July 1 or sooner, contingent on capital budget appropriations.

**Growth Management impacts**

N/A

**Funding**

Acct Code	Account Title	Estimated Total	Expenditures		2023-25 Fiscal Period	
			Prior Biennium	Current Biennium	Reapprops	New Approps
355-1	St. Bld Const Acct-State	175,000,000				35,000,000
	<b>Total</b>	<b>175,000,000</b>	<b>0</b>	<b>0</b>	<b>0</b>	<b>35,000,000</b>

		Future Fiscal Periods			
		2025-27	2027-29	2029-31	2031-33
355-1	St. Bld Const Acct-State	35,000,000	35,000,000	35,000,000	35,000,000
	<b>Total</b>	<b>35,000,000</b>	<b>35,000,000</b>	<b>35,000,000</b>	<b>35,000,000</b>

**Operating Impacts**

Total one time start up and ongoing operating costs

**461 - Department of Ecology  
Capital Project Request**

2023-25 Biennium

\*

Version: BI Biennial 2023-25 Initial

Report Number: CBS002

Date Run: 9/12/2022 6:28PM

Project Number: 40000564

Project Title: 2023-25 State Match - Water Pollution Control Revolving Program

**Operating Impacts**

<u>Acct Code</u>	<u>Account Title</u>	<u>FY 2024</u>	<u>FY 2025</u>	<u>FY 2026</u>	<u>FY 2027</u>	<u>FY 2028</u>
FTE	Full Time Employee	6.3	6.3	6.3	6.3	6.3
564-1	Water Pollution Cont-State	719,617	719,617	719,617	719,617	719,617
	<b>Total</b>	<b>719,617</b>	<b>719,617</b>	<b>719,617</b>	<b>719,617</b>	<b>719,617</b>

**Narrative**

This request is related to Ecology’s 2023-25 decision package, titled “WQP Grant and Loan Administration”, which will support additional staff needed to administer Ecology’s Water Quality Combined Funding Program. That operating budget request includes funding for salaries, benefits, and associated staff costs for 6.33 additional FTEs needed to address the increased workload demand associated with our CWSRF grants and loans, as the amount of funding and projects in the program has increased significantly over the last decade, while staffing needs have not kept pace. Increasing staff resources will improve grant and loan management, project outcomes, and provide the appropriate level of staffing needed to address the current workload for managing the CWSRF. Ecology is requesting this funding from the operating budget, and Water Pollution Control Revolving Administration Account, consistent with how our current staff supporting the CWSRF are funded.

## Attachment A

### Linkages to the Puget Sound Action Agenda

This attachment provides additional supporting details for the following capital project request (CPR) as it relates to the Puget Sound 2022-2026 Action Agenda implementation.

**CPR Title:** 2023-25 State Match - Water Pollution Control Revolving Program

#### Vital Signs

- Freshwater
- Marine Water
- Streams and Floodplains
- Toxics in Aquatic Life
- Beaches and Marine Vegetation
- Estuaries
- Forests and Wetlands
- Groundfish and Benthic Invertebrates
- Orcas
- Salmon
- Zooplankton
- Drinking Water
- Shellfish Beds
- Cultural Wellbeing
- Economic Vitality
- Good Governance
- Sense of Place
- Sound Stewardship

#### Strategies

- 7. Freshwater Availability
- 8. Prevent Pollution
- 9. Source Identification and Correction
- 10. Stormwater Runoff and Legacy Contamination
- 11. Wastewater Systems
- 12. Working Lands Runoff
- 19. GHG Reductions and Carbon Sequestration
- 20. Climate Adaptation and Resilience
- 21. Sense of Place
- 22. Recreation and Stewardship
- 23. Transparent and Inclusive Governance
- 24. Cultural Practices
- 26. Human Health

#### Desired Outcomes

- 1.1. Protect habitat and habitat-forming processes from conversion and fragmentation.
- 1.2.1. Conversion of agricultural lands and working forests to more intensive land uses (residential and commercial development) prevented.
- 1.3.1. Levees, floodgates, tidegates, roads, existing development, and other barriers in floodplains and estuaries removed or their management altered.
- 1.3.2. Armor on estuaries, lakes, and marine shorelines removed or softened.
- 1.4.1. In-stream and riparian areas of rivers and streams restored.

- 1.4.2. Floodplains, tidal wetlands, and estuaries restored.
- 1.5.2. Infiltration and water holding capacity of upland areas (developed lands, agricultural lands and working forests, and natural lands) increased.
- 2.1.1. Toxic hotspots where stormwater runoff or wastewater contain significant concentrations of numerous toxic chemicals reduced through improved source control and/or treatment.
- 2.1.4. Toxics in infrastructure and building materials removed through source control and/or management/remediation.
- 2.2. Reduce nutrients entering Puget Sound and connected waters.
- 2.3.1. Municipal wastewater discharges of disease-causing (pathogenic) bacteria and viruses to Puget Sound meet water quality-based effluent limits.
- 2.3.2. On-site septic systems (OSS) are inventoried, inspected, maintained, and operational.
- 2.3.4. Disease-causing (pathogenic) bacteria and viruses in stormwater runoff from residential and commercial lands reduced.
- 2.3.5. Disease-causing (pathogenic) bacteria and viruses in runoff from agricultural lands reduced.
- 3.2.2. Number of adult and juvenile salmon lost to predation by pinnipeds and predatory fish reduced.
- 4.2.1. Human-caused greenhouse gas emissions in Washington State reduced 95% below 2005 levels by 2050.
- 4.2.2. Carbon sequestered in Puget Sound forests, kelp, soils, and other significant means increased.
- 4.3.1. Increase the resilience of the Puget Sound ecosystem and recovery efforts by adapting to changing climate and ocean conditions when conducting protection and restoration activities.
- 5.1.1. Opportunities for stress reduction and motivation from natural environments for diverse human communities are enhanced.
- 5.1.2. Attachments among all residents to Puget Sound's environments (including natural, biocultural, and anthropogenic places) are acknowledged and respected and recognized as opportunities to achieve the Action Agenda.
- 5.2. Engagement in and trust of Puget Sound environmental and natural resource governance is increased.
- 5.3.1. Opportunities for cultural practices, such as native and spiritual practices and environmentally related social activities, are increased.
- 5.4. Employment and production in natural resources sectors such as fisheries, aquaculture, agriculture, timber, ecosystem restoration, and tourism are made resilient.
- 5.5. Participation in outdoor recreational and stewardship activities is enhanced.
- 5.6.2. Levels and patterns of contaminants in drinking water do not threaten Puget Sound communities or vulnerable populations with adverse health outcomes.
- 5.6.3. Levels and patterns of contamination in fish and shellfish harvested from Puget Sound waters do not threaten the health of Puget Sound communities or vulnerable populations.

- 5.6.4. Levels and patterns of pollutants and biotoxins in surface waters do not threaten the health of Puget Sound communities or vulnerable populations.

## **Actions**

- 3. Conduct watershed-scale planning and land use planning to protect and restore water quality.
- 5. Facilitate the increased use or performance of best management practices to reduce pollutants and the volume of runoff from agricultural lands and working forests.
- 6. Implement agricultural management practices proven to reduce nutrient loads.
- 7. Expand and improve incentives and education for agricultural land users to motivate voluntary actions for reducing fecal pollution.
- 9. Fund, develop, and implement effective local and tribal nations pollution identification and correction (PIC) programs.
- 10. Support watershed cleanup implementation and the development of cleanup plans such as Total Maximum Daily Loads (TMDLs) and other strategies to limit fecal pollution.
- 11. Establish and implement science-based riparian protection, restoration, and management policies that result in a minimum '1 Site Potential Tree Height' forested riparian area standard.
- 12. Increase the number and accelerate implementation of habitat acquisition and restoration projects as prioritized in salmon and watershed recovery plans.
- 20. Prioritize, design, and implement reach-scale restoration and protection projects within a river basin or watershed.
- 24. Implement habitat protection and restoration projects that restore or maintain natural nutrient attenuation functions and sediment processes in watersheds, estuaries, and tidal wetlands.
- 31. Encourage retrofits and restoration through education and incentives.
- 32. Increase local stormwater management capacity (including funding, staffing resources, and management tools and information).
- 35. Develop and implement education and outreach and behavior change campaigns and fund projects to reduce nutrient impacts from residential, stormwater, and agricultural runoff.
- 40. Effectively manage and control fecal pollution and disease-causing bacteria and viruses from small onsite sewage systems (OSS) and larger onsite sewage systems (LOSS).
- 86. Increase number, accessibility, and protections for multi-use and multi-cultural natural spaces (for example, fish and shellfish harvesting, camping, boating, and gardening, etc.). including green spaces and waterways.
- 98. Promote multi-benefit solutions in restoration and protection project development to include considerations for job creation.
- 137. Implement multi-benefit projects and programs that synergistically advance Puget Sound recovery goals and reduce greenhouse gas emissions, increase greenhouse gas sequestration in Puget Sound ecosystems, increase climate adaptation, and promote climate resilience.

- 151. Re-green urban spaces.
- 154. Prevent and reduce combined sewer overflows.
- 155. Extend centralized sewer systems in areas where conditions are not suitable for onsite sewage systems (OSS).
- 156. Fund, develop, and implement programs to address fecal pollution from people experiencing homelessness or with inadequate access to sanitary services.
- 161. Ecosystem recovery processes and decision-making are inclusive of a broader set of committed stakeholders and diverse forms of knowledge.
- 162. Increase capacity for overburdened and historically marginalized communities to engage in environmental decision-making.
- 196. Facilitate the increased use or performance of best management practices, including increasing riparian restoration to reduce stream temperatures.
- 197. Honor tribal nations' treaty rights, obligations, and inherent sovereign interests when considering implementation of Puget Sound recovery projects and programs. and actively engage with tribal nations to align and incorporate shared goals.
- 200. Limit people's exposures to harmful water pollution.
- 201. Provide incentives, financial and technical support to local jurisdictions that have prioritized riparian restoration.
- 211. Promote appropriate reclaimed water projects to reduce pollutant loading to Puget Sound.

### **Orca Task Force Recommendations**

- 1. Significantly increase investment in restoration and acquisition of habitat in areas where Chinook stocks most benefit Southern Resident orcas.
- 2. Immediately fund acquisition and restoration of nearshore habitat to increase the abundance of forage fish for salmon sustenance.
- 31. Reduce stormwater threats and accelerate clean-up toxics harmful to orcas.
- 34. Provide sustainable funding for implementation of all recommendations.
- 41. Collect high-quality nutrient data in watersheds to fill key knowledge gaps of baseline conditions.

\*\*\* *This page intentionally blank.* \*\*\*



# 461 - Department of Ecology Capital Project Request

2023-25 Biennium

\*

Version: BI Biennial 2023-25 Initial

Report Number: CBS002

Date Run: 9/13/2022 1:59PM

Project Number: 40000569

Project Title: 2023-25 Stormwater Public Private Partnerships

## Description

Starting Fiscal Year: 2024

Project Class: Grant - Pass Through

Agency Priority: 26

### Project Summary

Stormwater runoff affects water quality and harms aquatic life and salmon. Ecology's Stormwater Community-Based Public-Private Partnership (CBP3) program is building the capacity of local governments to develop and manage CBP3s that achieve stormwater quality goals and improve the quality of life in communities across the state. In Phase I of this project, Ecology is working in partnership with the Association of Washington Cities and Department of Commerce to recruit and manage a qualified consultant(s) with experience developing CBP3s. In this second phase, Ecology and our partners will provide technical assistance and funding through a competitive grant process to help between eight and 12 communities through the assessment and development process described in the Department of Commerce publication "Is a Community-Based Public-Private Partnership Right for your Community? A Guide for Washington State". Related to Puget Sound Action Agenda Implementation. (Model Toxics Control Stormwater Account)

### Project Description

#### What is the proposed project?

Ecology is requesting \$3 million to pilot Stormwater Community-Based Public-Private Partnerships (CBP3) in eight to 12 Washington communities. Stormwater runoff carries a multitude of pollutants from urban development and roads, impacts water quality, and harms aquatic life and salmon. Ecology is proposing to build the capacity of local governments to develop and manage Community-Based Public-Private Partnerships that achieve stormwater quality goals and improve the quality of life in communities across the state. The CBP3 program allows Ecology to collaborate with partner agencies to develop local capacity and private investments in advancing implementation of stormwater retrofits statewide, especially among historically underserved communities.

In 2018, the Washington State Department of Commerce demonstrated strong potential for CBP3s to meet the needs of several types of stormwater permittees across Washington State in the Washington State Stormwater Community-Based Public-Private Partnership Feasibility Assessment (<https://www.commerce.wa.gov/wp-content/uploads/2019/03/Commerce-Environmental-Incentives-CBP3-feasibility-OPT.pdf>). CBP3s have the potential to capitalize on the strengths of public and private sector participants by unlocking financial resources, reducing the risks of project failure, expediting project delivery, and providing cost savings. CBP3s can address environmental justice concerns and efficiently provide a range of co-benefits, from job creation to new green spaces and recreation opportunities. Despite these benefits, very few municipalities have the resources to invest in the type of long-term planning and partnership building that larger-scale CBP3s require, particularly for stormwater quality retrofit projects.

Ecology received \$1 million in the 2022 supplemental capital budget for phase 1 of this project. In this phase, Ecology is working in partnership with the Association of Washington Cities (AWC) and Department of Commerce to recruit and manage a qualified consultant(s) with experience developing CBP3s. Through this statewide outreach effort, the consultant works with local governments to answer questions about CBP3s and help them identify potential stormwater quality CBP3 champions. A CBP3 champion is a person or entity that is committed to, and has capacity for, change. Providing these resources to find or develop this champion is necessary to ensure the CBP3 funding opportunity is available to smaller and less-resourced communities.

In phase 2, Ecology and our partners will provide technical assistance and funding through a competitive grant process to help between eight and 12 communities through the CBP3 assessment and development process described in the Department of Commerce publication "Is a Community-Based Public-Private Partnership Right for your Community? A Guide for Washington State." (<https://www.commerce.wa.gov/wp-content/uploads/2019/11/Report-LGD-Stormwater-II.pdf>)

# 461 - Department of Ecology Capital Project Request

2023-25 Biennium

\*

Version: BI Biennial 2023-25 Initial

Report Number: CBS002

Date Run: 9/13/2022 1:59PM

Project Number: 40000569

Project Title: 2023-25 Stormwater Public Private Partnerships

## Description

The CBP3 Capacity and Partnership Building Grants will be awarded through a competitive process that considers demonstrated support from local political and community leaders and stakeholders, the net gain in stormwater quality benefit, and benefits to disadvantaged communities as part of the evaluation process. The grants will provide funding for both CBP3 development experts and additional municipal staff resources to ensure that the grants result in both viable projects and the transfer of knowledge and skills to the municipality. The CBP3 Capacity and Partnership Grants will not have a match requirement. Phase 2 is the focus of this budget request.

As an added incentive, completing phase 2 will qualify participants for phase 3 pilot project implementation dollars. In phase 3, implementation funding will be available to communities that complete the phase 2 assessment and development process and elect to pilot performance based contracting methods or programmatic CBP3s. Initial eligibility for phase 3 funding will be limited to cities and counties that received a CBP3 Capacity and Partnership Building Grant and are prepared to implement a project. Funding awards may be capped at \$10 million per applicant. Recipients will be required to provide a 25 percent match for the project, which may be met through a Clean Water State Revolving Fund Loan award. Match requirements may be waived for projects that serve overburdened communities.

If demand exceeds available funding, Ecology may elect to award the funding on a competitive basis, change the maximum grant award, or both. If funding exceeds demand, Ecology may elect to open the program to other cities and counties, reduce the match requirement, or adjust the maximum funding award.

Ecology and partners will assess performance of this program by the number of local governments that complete the assessment process, through direct feedback from local governments and by the number of local governments that apply for implementation funding.

### What opportunity or problem is driving this request?

Stormwater runoff affects water quality and harms aquatic life and salmon. To manage and mitigate these impacts, local governments must build and maintain extensive infrastructure to convey, control, and treat stormwater. Community-Based Public-Private Partnerships and alternative contracting methods provide a way for municipalities to engage local community members and businesses in developing multi-benefit solutions for managing run-off in urban areas. CBP3s like the Clean Water Partnership in Prince George's County Maryland are considering the needs of residents and local business and utilizing small, minority and women-owned businesses as they retrofit impervious surface in the Chesapeake watershed with green infrastructure. As of August 2022, this program has retrofitted over 4,000 acres with over 75 percent of program costs going to local or minority businesses.

Small, midsize, and overburdened communities would benefit from projects that leverage private dollars, create green jobs, and provide recreational and educational opportunity. However, they typically do not have the in-house expertise and staffing resources to explore these alternative project delivery methods and do the front-end work needed to create a fundable stormwater project. Existing funding programs do not fund training programs or time for local staff. This proposal will provide these resources and incentivize communities to explore alternate ways of funding, building, and maintaining stormwater facilities. To ensure long-term program viability and minimize administration costs, Ecology will administer the CBP3 program in coordination with the established Water Quality Combined Funding Program to provide long-term program viability once pilot projects are complete.

### What are the specific benefits of this project?

A CBP3 is a form of alternative project delivery where a government agency and private partner work together to improve both water quality and quality of life for a community through stormwater infrastructure projects. A CBP3 is intended to achieve community benefits beyond stormwater improvements and permit compliance. Community benefits are achieved through the

# 461 - Department of Ecology Capital Project Request

2023-25 Biennium

\*

Version: BI Biennial 2023-25 Initial

Report Number: CBS002

Date Run: 9/13/2022 1:59PM

Project Number: 40000569

Project Title: 2023-25 Stormwater Public Private Partnerships

## Description

green infrastructure itself, as well as through the approach to the project or program implementation. A CBP3 can vary significantly by scope, size, and contractual arrangement based on the project's complexity, community's goals, private sector's interests, cost advantage, and risk tolerance.

CBP3s programs may result in large complex projects that create extensive networks of privately constructed, operated, and maintained green stormwater infrastructure systems with the municipality acting as a customer "buying" the water quality benefits produced by the system. A CBP3 may also result in smaller scale projects that are as simple as a local property owner agreeing to manage stormwater from city streets on their property in exchange for construction of an upgraded pervious pavement parking lot.

The 2022 supplemental capital budget provided \$1 million for direct outreach to local government stakeholders. This initial award allows CBP3 experts work with local governments to answer questions about CBP3s and help them identify potential stormwater quality CBP3 projects. Funding for Phase 1 supports the development of in-house project leads called "champions". A CBP3 champion is a person or entity that is committed to and has capacity for change. Providing resources to find or develop this champion is necessary to ensure the CBP3 funding opportunity is available to smaller and less-resourced communities.

The focus of this request is the second phase of the CBP3 program. It will award CBP3 Capacity and Partnership Grants over two annual funding cycles to local governments through a competitive process. Evaluators will consider demonstrated support from stakeholders including local political and community leaders, the net gain in stormwater quality benefit, and benefits to disadvantaged communities. The grants will provide funding for both CBP3 development experts and additional municipal staff resources. The goal of phase two grants is to ensure the development of viable projects and the transfer of knowledge and skills to the municipality. The CBP3 Capacity and Partnership Grants will not have a match requirement.

When construction is completed in Phase 3, the constructed CBP3 stormwater projects will:

- Improve community resiliency by supporting long-term, multi-benefit solutions to impacts from water pollution, including nutrients and temperature.
- Promote economic security by providing grant subsidy to small, hardship communities to protect public health and keep utility rates reasonable.
- Address environmental justice issues by providing funds to engage low-income communities in development of multi-benefit water quality projects.

This request will also provide economic benefits to the state by creating up to 9 jobs during the next two years based on Office of Financial Management estimates.

### What are the effects of non-funding?

Statewide water quality and public health would be impacted if these grant dollars are not available to help local communities leverage private dollars and develop alternative contracting mechanisms for infrastructure to mitigate the effects of polluted stormwater.

Currently, local governments do not have the resources they need to build these important projects. Without these funds, capital stormwater improvement projects may not be constructed, and untreated stormwater would continue to pollute Washington's waterways. Untreated stormwater discharges toxic chemicals, bacteria, and nutrients into waters of the state, which in turn impacts shellfish habitat, fisheries, orca populations, human health, and other beneficial uses.

# 461 - Department of Ecology Capital Project Request

2023-25 Biennium

\*

Version: BI Biennial 2023-25 Initial

Report Number: CBS002

Date Run: 9/13/2022 1:59PM

Project Number: 40000569

Project Title: 2023-25 Stormwater Public Private Partnerships

## Description

### Why is this the best option or alternative?

Stormwater Community-Based Public-Private Partnerships can deliver water quality and community benefits that exceed the benefits provided by traditional project delivery processes. Creating incentives for local governments to invest in these partnerships will lead to the construction of more stormwater projects.

After considering total project cost, available resources, and existing technical expertise, Ecology, elected to develop this three phase pilot program to build the CBP3 knowledge base and program capacity at the local level. Providing these resources to communities will ensure that all communities, regardless of size or income level, have the opportunity to develop stormwater CBP3s that meet their specific needs. This alternative aligns with feasibility study recommendations, and makes use of existing outreach materials created through a partnership between the Department of Commerce and Department of Ecology.

### How will clients be affected and services change if this project is funded?

Currently, most local governments do not have resources available to navigate the development of CBP3s. If this program is funded, communities will have additional options and tools for implementing stormwater quality projects and infrastructure resulting in the installation of more water quality projects that provide multiple benefits to the community.

### How is the request impacting equity in the state?

Data provided by the Environmental Protection Agency's Environmental Justice Screening and Mapping Tool (<https://www.epa.gov/ejscreen>) shows significant geographic overlap between Washington communities with a higher proportion of residents that have low incomes, are linguistically isolated, or include people of color and the location of aging infrastructure that includes areas where stormwater is released into surface or ground water. In addition to the potential health impacts of exposure to untreated stormwater, these communities may disproportionately shoulder the high cost and disruption of utility work in their communities.

CBP3s actively engage members of these communities to develop projects that fit the communities' specific needs. By providing funding and technical support, this request will ensure local jurisdictions have the resources they need to effectively engage overburdened populations in development of multi-benefit stormwater projects.

### What is the agency's proposed funding strategy for the project?

The proposed funding source for this request is the Model Toxics Control Stormwater Account. Once the third phase of the pilot program is concluded, funding may be provided from federal and state grant and loan funding sources, included in the Water Quality Combined Funding Program.

### Are FTEs required to support this project?

Ecology is requesting continued funding to support 1.15 FTEs. Staff will continue the work started under Phase 1. Work includes administering the program, developing and soliciting applications, drafting grant guidelines, contracting with grant recipients, contracting with vendors and consultants, providing technical assistance, processing vendor/recipient payments, agreement maintenance and oversight, and closing grant awards.

Please note, this FTE will support both this new appropriation and other related reappropriation projects under this capital program.

# 461 - Department of Ecology Capital Project Request

2023-25 Biennium

\*

Version: BI Biennial 2023-25 Initial

Report Number: CBS002

Date Run: 9/13/2022 1:59PM

Project Number: 40000569

Project Title: 2023-25 Stormwater Public Private Partnerships

## Description

### How does the project support the agency and statewide results?

This request is essential to achieving the following Ecology goals:

Goal 1: Support and Engage our Communities, Customers, and Employees because it will support a clean water economy by providing grant funding to communities. These grants protect water quality and public health through implementation of multi-benefit stormwater activity and facility projects.

Goal 2: Reduce and Prepare for Climate Impacts because it will fund projects that help communities prepare for climate impacts and integrate climate resiliency. It will address long-term sustainability by building and updating water pollution control facilities to prevent discharge of pollutants in changing climatic condition and creating opportunities for implementing natural drainage systems, promoting stormwater re-use, and groundwater recharge.

Goal 4: Protect and Manage our State Waters because it will fund projects for water pollution control infrastructure and projects that reduce pollution and nutrient discharges.

This request is essential to achieving the following Governor's Results Washington goals:

Goal 2: Prosperous Economy because it will provide opportunities for quality jobs when new water quality infrastructure is constructed or existing infrastructure is repaired or upgraded. The Office of Financial Management estimates that 12 direct and indirect jobs in Washington are created for every \$1 million spent on building clean water infrastructure. The program also helps communities build well-functioning and sustainable clean water infrastructure that supports local economies.

Goal 3: Sustainable Energy and a Clean Environment because it will provide grants for high-priority water quality projects statewide. Stormwater infrastructure projects help local communities protect public health and the environment by reducing pollution of our lakes, rivers, streams, marine waters, estuaries, and groundwater.

Goal 4: Healthy and Safe Communities because it will fund projects that address the impacts of climate change and improve community resiliency through support of long-term multi-benefit solutions to impacts from stormwater pollution, including nutrients, toxics, and temperature. This request supports Environmental Justice issues by actively engaging members of overburdened communities in the development and multi-benefit stormwater projects.

Goal 5: Efficient, Effective, and Accountable Government because it will utilize previous state investments in Stormwater Community Based Public Private Partnerships.

This request also broadly implements the following recommended priority and action in the 2021 Governor's salmon strategy update:

- Strategic Priority: 2. Invest in clean water infrastructure for salmon and people
- Action: 2a. Improves stormwater management

This request supports Puget Sound Action Agenda implementation through Ongoing Program: OGP\_38 and a number of Vital Signs, Strategies, Desired Outcomes, Actions and Orca Task Force Recommendations included in the 2022-26 Action Agenda. See Attachment A for a complete list of linkages between this request and the agenda.

### How will the other state programs or units of government be affected if this project is funded?

This request will implement recommendations from work done by the Department of Commerce in 2018. Ecology will

461 - Department of Ecology  
 Capital Project Request

2023-25 Biennium

\*

Version: BI Biennial 2023-25 Initial

Report Number: CBS002

Date Run: 9/13/2022 1:59PM

Project Number: 40000569

Project Title: 2023-25 Stormwater Public Private Partnerships

**Description**

continue partnering with the Department of Commerce and local government stakeholders as they implement the CBP3 program.

Ecology's Water Quality Program coordinates and collaborates with most other Ecology programs through a variety of groups, including the Ecology Grants Group (EGG) and the Ecology Cultural Resources Environmental Workgroup (ECREW) and on a project-by-project basis where there are cross-program project elements. The Water Quality Program is highly engaged in cross-agency coordination and collaboration through its commitment to the Infrastructure Assistance Coordinating Council (IACC), Maximizing Resources workgroup, Small Communities Initiative (SCI), and the Sync Infrastructure Improvement Team (Ecology, Health, Commerce, Transportation, and Public Works Board).

Many local governments propose important water quality projects that cannot be fully funded with existing resources. This is especially true for small, financially distressed communities. Ecology works with recipients and other state and federal agencies to coordinate funding and technical assistance for water quality infrastructure projects.

Ecology is engaged as a partner with the Public Works Board, Department of Commerce, and Department of Health in an ongoing effort to improve and better collaborate and coordinate state financial assistance for water infrastructure in Washington. This effort, called the Sync System Improvement Team, is focused on identifying and implementing strategies and best practices for improving access to funding programs and improved value, outcomes, cost effectiveness, and sustainability of water infrastructure projects. This work, along with ongoing Clean Water State Revolving Fund and Stormwater Financial Assistance Program funding, supports improved statewide financial assistance and water quality project outcomes and allows us to better serve and engage small, financially challenged communities.

**Proviso**

N/A

**Project Type**

Grants

Grant Recipient Organization: N/A

RCW that establishes grant: N/A

**Application process used**

This second phase of the Stormwater CBP3 pilot program will award grants over two years to local governments through a competitive process. The specific criteria that will be used to review and rank application are: 1) demonstrated support from local political and community leaders and stakeholders, 2) the net gain in stormwater quality benefit, and 3) benefits to disadvantaged communities. Applications will be accepted annually, and be reviewed and ranked by Ecology Water Quality Program staff, CBP3 technical experts, and Department of Commerce staff. Final agreements will be drafted and finalized by Ecology staff. Grant applications will be submitted via Ecology's EAGL system. Costs include set up and modification of the grant/loan applications in the agency's grant and loan system. The grants will provide funding for both CBP3 development experts and additional municipal staff resources to ensure that the grants result in both viable projects and the transfer of knowledge and skills to the municipality. The CBP3 Capacity and Partnership Grants will not have a match requirement.

**Growth Management impacts**

Compliance with GMA will be a condition of funding for all projects receiving design or construction funding.

**Funding**

Acct Code	Account Title	Estimated Total	Expenditures		2023-25 Fiscal Period	
			Prior Biennium	Current Biennium	Reappropriations	New Appropriations

461 - Department of Ecology  
 Capital Project Request

2023-25 Biennium

\*

Version: BI Biennial 2023-25 Initial

Report Number: CBS002

Date Run: 9/13/2022 1:59PM

Project Number: 40000569

Project Title: 2023-25 Stormwater Public Private Partnerships

**Funding**

Acct Code	Account Title	Estimated Total	Expenditures		2023-25 Fiscal Period	
			Prior Biennium	Current Biennium	Reappropriations	New Appropriations
23R-1	MTC Stormw Account-State	103,000,000				3,000,000
	<b>Total</b>	<b>103,000,000</b>	<b>0</b>	<b>0</b>	<b>0</b>	<b>3,000,000</b>

Acct Code	Account Title	Future Fiscal Periods			
		2025-27	2027-29	2029-31	2031-33
23R-1	MTC Stormw Account-State	25,000,000	25,000,000	25,000,000	25,000,000
	<b>Total</b>	<b>25,000,000</b>	<b>25,000,000</b>	<b>25,000,000</b>	<b>25,000,000</b>

**Operating Impacts**

No Operating Impact

## Attachment A

### Linkages to Puget Sound Action Agenda Implementation

This attachment provides additional supporting details for the following capital project request (CPR) as it relates to the Puget Sound 2022-2026 Action Agenda implementation.

**CPR Title:** Stormwater Public Private Partnerships

#### Vital Signs

- Freshwater
- Marine Water
- Streams and Floodplains
- Toxics in Aquatic Life
- Beaches and Marine Vegetation
- Estuaries
- Forests and Wetlands
- Groundfish and Benthic Invertebrates
- Orcas
- Salmon
- Zooplankton
- Drinking Water
- Shellfish Beds
- Cultural Wellbeing
- Economic Vitality
- Good Governance
- Sense of Place
- Sound Stewardship

#### Strategies

- 4. Riparian Areas
- 5. Floodplains and Estuaries
- 7. Freshwater Availability
- 8. Prevent Pollution
- 10. Stormwater Runoff and Legacy Contamination
- 19. GHG Reductions and Carbon Sequestration
- 20. Climate Adaptation and Resilience
- 21. Sense of Place
- 22. Recreation and Stewardship
- 23. Transparent and Inclusive Governance
- 24. Cultural Practices
- 26. Human Health

#### Desired Outcomes

- 1.3.1. Levees, floodgates, tidegates, roads, existing development, and other barriers in floodplains and estuaries removed or their management altered.
- 1.3.3. Culverts, dams, and other infrastructure removed, retrofitted, or managed to ensure fish passage and functional downstream habitat.
- 1.5.2 Infiltration and water holding capacity of upland areas (developed lands, agricultural lands and working forests, and natural lands) increased.
- 2.1.1. Toxic hotspots where stormwater runoff or wastewater contain significant concentrations of numerous toxic chemicals reduced through improved source control and/or treatment.



- 2.1.4. Toxics in infrastructure and building materials removed through source control and/or management/remediation.
- 2.2.2. Nutrient loading in stormwater runoff from residential and commercial lands reduced.
- 2.2.5. Sites that support natural nutrient attenuation restored, enhanced, or created.
- 2.3.4. Disease-causing (pathogenic) bacteria and viruses in stormwater runoff from residential and commercial lands reduced.
- 2.3.5. Disease-causing (pathogenic) bacteria and viruses in runoff from agricultural lands reduced.
- 2.4.1. Risk and potential harm of spills of oil and hazardous substances to waterways reduced.
- 4.1.1. Better understand and communicate the effects of climate change on Puget Sound.
- 4.2. Achieve net zero emissions in Washington State by 2050.
- 4.3.1. Increase the resilience of the Puget Sound ecosystem and recovery efforts by adapting to changing climate and ocean conditions when conducting protection and restoration activities.
- 5.1. Senses of place of Puget Sound residents are respected and enhanced.
- 5.2. Engagement in and trust of Puget Sound environmental and natural resource governance is increased.
- 5.4. Employment and production in natural resources sectors such as fisheries, aquaculture, agriculture, timber, ecosystem restoration, and tourism are made resilient.
- 5.5. Participation in outdoor recreational and stewardship activities is enhanced.
- 5.6.2. Levels and patterns of contaminants in drinking water do not threaten Puget Sound communities or vulnerable populations with adverse health outcomes.
- 5.6.3. Levels and patterns of contamination in fish and shellfish harvested from Puget Sound waters do not threaten the health of Puget Sound communities or vulnerable populations.
- 5.6.4. Levels and patterns of pollutants and biotoxins in surface waters do not threaten the health of Puget Sound communities or vulnerable populations.

## **Actions**

- 3. Conduct watershed-scale planning and land use planning to protect and restore water quality.
- 10. Support watershed cleanup implementation and the development of cleanup plans such as Total Maximum Daily Loads (TMDLs) and other strategies to limit fecal pollution.
- 31. Encourage retrofits and restoration through education and incentives.
- 32. Increase local stormwater management capacity (including funding, staffing resources, and management tools and information).
- 40. Effectively manage and control fecal pollution and disease-causing bacteria and viruses from small onsite sewage systems (OSS) and larger onsite sewage systems (LOSS).

- 63. Support fishers, hikers, and other recreational users through outreach and education to understand and reduce the effects of human and pet waste on water quality.
- 86. Increase number, accessibility, and protections for multi-use and multi-cultural natural spaces (for example, fish and shellfish harvesting, camping, boating, and gardening, etc.), including green spaces and waterways.
- 98. Promote multi-benefit solutions in restoration and protection project development to include considerations for job creation.
- 137. Implement multi-benefit projects and programs that synergistically advance Puget Sound recovery goals and reduce greenhouse gas emissions, increase greenhouse gas sequestration in Puget Sound ecosystems, increase climate adaptation, and promote climate resilience.
- 139. Develop and implement land use and transportation planning to reduce energy use and greenhouse gas emissions and adapt to the effects of climate change.
- 151. Regreen urban spaces.
- 154. Prevent and reduce combined sewer overflows.
- 156. Fund, develop, and implement programs to address fecal pollution from people experiencing homelessness or with inadequate access to sanitary services.
- 161. Ecosystem recovery processes and decision making are inclusive of a broader set of committed stakeholders and diverse forms of knowledge.
- 162. Increase capacity for overburdened and historically marginalized communities to engage in environmental decision-making.
- 197. Honor tribal nations' treaty rights, obligations, and inherent sovereign interests when considering implementation of Puget Sound recovery projects and programs, and actively engage with tribal nations to align and incorporate shared goals.
- 200. Limit people's exposures to harmful water pollution.

### **Orca Task Force Recommendations**

- 31. Reduce stormwater threats and accelerate clean-up of toxics harmful to orcas.
- 32. Improve effectiveness, implementation and enforcement of National Pollutant Discharge Elimination System permits to address direct threats to Southern Resident orcas and their prey.
- 34. Provide sustainable funding for implementation of all recommendations.

# 461 - Department of Ecology Capital Project Request

2023-25 Biennium

\*

Version: BI Biennial 2023-25 Initial

Report Number: CBS002

Date Run: 9/13/2022 3:24PM

Project Number: 40000567

Project Title: 2023-25 Sewer Overflow &amp; Stormwater Reuse Municipal Grants Prog

## Description

Starting Fiscal Year: 2024

Project Class: Grant - Pass Through

Agency Priority: 28

### Project Summary

Urban stormwater is a significant source of water pollution and can be a public health concern. When mixed with domestic and industrial wastewater in combined sewers, stormwater can also contribute to combined sewer overflows during heavy storm events. Many communities often face financial challenges trying to correct these issues given the costs to construct, operate, and maintain the infrastructure. Ecology is requesting \$16.7 million in available federal funds for use in the Sewer Overflow and Stormwater Reuse Municipal Grants (OSG) Program. This program provides funding for critical stormwater infrastructure projects in communities to address water pollution and combined sewer overflows (CSO) and sanitary sewer overflows (SSO). Related to Puget Sound Action Agenda Implementation. (General Fund-Federal)

### Project Description

#### What is the proposed project?

Ecology is requesting \$16.7 million in federal funds. America's Water Infrastructure Act of 2018 amended section 221 of the Clean Water Act (CWA) to implement a new grant program to fund essential municipal infrastructure work to address the water quality and public health impacts caused by urban stormwater and combined sewer overflows. Washington State is eligible to receive 1.8 percent of the available CWA section 221 funds, and we will administer the new funding as part of the existing Water Quality Combined Funding Program.

The OSG Program will provide assistance to municipalities for planning, designing, and constructing treatment projects to intercept, transport, control, treat, or reuse municipal combined or sanitary sewer overflows, stormwater, or subsurface drainage water. Funded projects may include:

- Installation of separate sanitary and storm sewers.
- Downspout disconnection.
- Overflow tanks/tunnels.
- Infiltration/inflow correction.
- Conveyance infrastructure related to CSO or SSO correction.
- Real-time control systems for CSO or SSO management.
- Gray and green stormwater infrastructure.
- Planning and design activity related to an eligible capital project.
- Other capital projects for the purposes of mitigating or preventing the impact of stormwater on wastewater collection.

#### What opportunity or problem is driving this request?

Urban stormwater is a significant source of water pollution and can be a public health concern. When mixed with domestic and industrial wastewater in combined sewers, stormwater can also contribute to combined sewer overflows during heavy storm events, which can result in direct discharge of untreated sewage. Many communities often face financial challenges

# 461 - Department of Ecology Capital Project Request

2023-25 Biennium

\*

Version: BI Biennial 2023-25 Initial

Report Number: CBS002

Date Run: 9/13/2022 3:24PM

Project Number: 40000567

Project Title: 2023-25 Sewer Overflow &amp; Stormwater Reuse Municipal Grants Prog

## Description

trying to correct these issues, given the costs to construct, operate, and maintain the infrastructure. This request will allow Ecology to accept funding from this new federal source and create an opportunity to reduce project implementation costs for local communities.

Incorporating this new federal funding source into the highly successful Ecology Water Quality Combined Funding Program will increase the number of high priority water quality projects constructed by local governments.

### What are the specific benefits of this project?

Expected outcomes for this request may include:

- Reduced occurrence and severity of combined sewer overflow and sanitary sewer overflow events in impacted communities. This will help to prevent untreated sewage from entering Washington rivers and Puget Sound.
- Increased compliance for municipalities and municipal entities related to National Pollutant Discharge Elimination System (NPDES) permits and relevant control plans for CSOs and SSOs.
- Reduced impacts of stormwater pollution and enhanced opportunities for stormwater capture and use among municipalities and municipal entities. This will help ensure sediments and attached pollutants do not enter our streams and waterways.
- Increased compliance for municipalities and municipal entities related to NPDES permits for municipal separate storm sewer systems.

Ecology will accept grant applications between August and October 2022 as part of the fiscal year 2024 Water Quality Combined Funding Program. Funded projects will begin work no later than April 2024 and complete construction by June 30, 2029.

Preventing sewer and stormwater overflows will protect the industries that depend on clean water. Examples include businesses that support recreational users, commercial fishing and shellfish harvesting, and agricultural and municipal water suppliers.

This request will also provide economic benefits to the state by creating up to 46 jobs during the next two years based on Office of Financial Management estimates.

### What are the effects of non-funding?

Statewide water quality and public health would be impacted if these federal grant dollars are not available to assist local communities to mitigate the effects of polluted stormwater and sewer overflows. The OSG federal funds would not be available to local communities for developing and implementing stormwater and sewer overflow projects.

If this request is not funded, \$16.7 million in federal funding would be lost. Without these funds, capital stormwater improvement projects may not be constructed, and untreated stormwater and sewage would continue to pollute Washington's waterways. Untreated stormwater and sewage discharge toxic chemicals, bacteria, and nutrients into waters of the state, which in turn impacts shellfish habitat, fisheries, orca populations, human health, and other beneficial uses.

### Why is this the best option or alternative?

# 461 - Department of Ecology Capital Project Request

2023-25 Biennium

\*

Version: BI Biennial 2023-25 Initial

Report Number: CBS002

Date Run: 9/13/2022 3:24PM

Project Number: 40000567

Project Title: 2023-25 Sewer Overflow &amp; Stormwater Reuse Municipal Grants Prog

## Description

Ecology is pursuing OSG federal funds as the best alternative after considering potential benefits to water quality, equity, and administrative costs, including staffing needs. OSG federal funding will provide local communities with an additional source of funding to design and construct critical stormwater infrastructure while minimizing impacts to rates. This is of particular concern in communities that face inequities and financial hardship. Because the federal funding source is provided to the states by allocation, and the funding will be distributed to communities via Ecology's existing Combined Water Quality Program, Ecology's administrative burden for the program is low and can be met with current staff levels. The grant program will require local government recipients to meet all federal and state funding requirements and guidelines. These costs will be eligible for reimbursement through the grant program.

Other alternatives considered include not applying for the OSG federal dollars. This alternative was rejected because it would not provide any additional water quality benefits.

### How will clients be affected and services change if this project is funded?

This request will increase funding available to local governments by \$16.7 million. Federal dollars will be used to fund essential municipal infrastructure work to address the water quality and public health impacts caused by urban stormwater and combined sewer overflows.

### How is the request impacting equity in the state?

Data provided by the EPA's Environmental Justice Screening and Mapping Tool shows significant geographic overlap between Washington State communities with a higher proportion of residents that have low incomes, are linguistically isolated, or include people of color and the location of aging infrastructure that includes combined sewer outfalls. In addition to the potential health impacts of exposure to untreated wastewater, these communities may disproportionately shoulder the high cost and disruption of utility work within the built environment.

In addition to providing capital dollars to offset potential utility rate increases to financially disadvantaged communities, this request will strive to alleviate equity impacts by prioritizing grant-funding awards for projects that actively engage community stakeholders in the CSO and stormwater project development process. The OSG Program guidance will align with federal and state environmental justice priorities and legislation, including Title VI of the Civil Rights Act and Chapter 70A.02 RCW.

### What is the agency's proposed funding strategy for the project?

This request will be funded with federal pass-through funding.

America's Water Infrastructure Act of 2018 amended section 221 of the Clean Water Act, and provides resource for Sewer Overflow and Stormwater Reuse Municipal Grants. These amendments expand project eligibilities to include stormwater management projects and authorized appropriations for the program. Grants will be awarded to states, which will then provide sub-awards to eligible entities for projects that address infrastructure needs for CSOs, SSOs, and stormwater management. Washington is eligible to receive 1.8percent of the available CWA section 221 funds.

Funding for this project includes \$20,000 to maintain and update the grant or loan applications in Ecology systems.

### Are FTEs required to support this project?

No FTEs are needed. This program will be administered as part of the Water Quality Combined Funding Program with existing staff.

# 461 - Department of Ecology Capital Project Request

2023-25 Biennium

\*

Version: BI Biennial 2023-25 Initial

Report Number: CBS002

Date Run: 9/13/2022 3:24PM

Project Number: 40000567

Project Title: 2023-25 Sewer Overflow &amp; Stormwater Reuse Municipal Grants Prog

## Description

### How does the project support the agency and statewide results?

Please work with your program planner to complete this section.

This request is essential to achieving the following Governor's Results Washington goals:

Goal 2: Prosperous Economy because it will provide opportunities for quality jobs when a new water quality infrastructure is constructed or existing infrastructure is repaired or upgraded. The Office of Financial Management estimates that 12 direct and indirect jobs in Washington are created for every \$1 million spent on building clean water infrastructure. The program also helps communities build well-functioning and sustainable clean water infrastructure that supports local economies.

Goal 3: Sustainable Energy and a Clean Environment because it will provide grants for high priority water quality projects statewide. Stormwater infrastructure and sewer overflow projects help local communities protect public health and the environment by reducing pollution of our lakes, rivers, streams, marine waters, estuaries, and groundwater.

Goal 4 Healthy and Safe Communities because it will fund projects that address the impacts of climate change and improving community resiliency through support of long term multi-benefit solutions to impacts from water pollution, including nutrients and temperature. OSG supports economic security by providing grant subsidy to small hardship communities to protect public health while keeping utility rates reasonable. OSG supports Environmental Justice issues by addressing needs in low income communities and providing grants to reduce residential rate impacts.

Goal 5 Efficient, Effective, and Accountable Government because it will provide an efficient and streamlined approach for communities to apply for and access funding resources through an integrated water quality financial assistance program. OSG is part of an integrated funding system that streamlines the application and award process for funding critical water quality projects. The system is reviewed and updated annually to make efficiency improvements based on internal and external stakeholder input.

This request is essential to achieving the following Ecology goals:

- Goal 1 Support and Engage our Communities, Customers, and Employees because it will be implemented in conjunction with Ecology's integrated Water Quality Combined Financial Assistance Program, which continues to provide one-application and rating and ranking process to award funding from four separate funding sources, including CWSRF.
- Goal 2 Reduce and Prepare for Climate Impacts because it will help communities prepare for climate impacts and integrate climate resiliency and long term sustainability by building and updating water pollution control facilities to prevent discharge of pollutants in changing climatic condition and creating opportunities for stormwater re-use and groundwater recharge.
- Goal 4: Protect and Manage our State Waters because it will fund projects for water pollution control infrastructure across the state, and will continue to fund projects that reduce nonpoint pollution and nutrient discharges.

This request also broadly implements the following recommended priority and action in the 2021 Governor's salmon strategy update:

- Strategic Priority: 2. Invest in clean water infrastructure for salmon and people
- Action: 2b. Improves wastewater management to achieve clean water

This request supports Puget Sound Action Agenda implementation through Ongoing Program: OGP\_ECY38: Water Quality - Provide Financial Assistance (Department of Ecology), and a number of Vital Signs, Strategies, Desired Outcomes, and

461 - Department of Ecology  
Capital Project Request

2023-25 Biennium

\*

Version: BI Biennial 2023-25 Initial

Report Number: CBS002

Date Run: 9/13/2022 3:24PM

Project Number: 40000567

Project Title: 2023-25 Sewer Overflow & Stormwater Reuse Municipal Grants Prog

**Description**

Actions included in the 2022-26 Action Agenda. See Attachment A for a complete list of linkages between this request and the agenda.

**How will the other state programs or units of government be affected if this project is funded?**

Ecology's Water Quality Program coordinates and collaborates with most other Ecology programs through a variety of groups, including the Ecology Grants Group (EGG), Ecology Cultural Resources Environmental Workgroup (ECREW), and on a project-by-project basis where there are cross-program project elements. Ecology is highly engaged in cross-agency coordination and collaboration through its commitment to the Infrastructure Assistance Coordinating Council (IACC), Maximizing Resources workgroup, Small Communities Initiative (SCI), and the Sync Infrastructure Improvement Team (Ecology, Department of Health, Department of Commerce, Department of Transportation, and Public Works Board). Sync is focused on identifying and implementing strategies and best practices for improving access to funding programs and improved value, outcomes, cost effectiveness, and sustainability of water infrastructure projects. This work, along with ongoing Clean Water State Revolving Fund (CWSRF), Stormwater Financial Assistance Program (SFAP), and other funding, supports improved statewide financial assistance and water quality project outcomes and allows us to better serve small, financially challenged communities.

Many local governments, special purpose districts, and recognized Tribes propose important water quality projects that cannot be fully funded with one funding source. This is especially true for small, financially distressed communities. Ecology works with recipients and other state and federal agencies to coordinate funding and technical assistance for water quality infrastructure projects. Together, the agencies collaborate and leverage their funds to meet the financial situation of the community. Many small communities with large-scale projects use multiple funding sources, including the CWSRF, SFAP, Centennial Clean Water Program, Public Works Assistance Account, Department of Commerce, United States Department of Agriculture (USDA) Rural Development, and the State Tribal Assistance Grant Program.

**Proviso**

N/A

**Project Type**

Grants

**Grant Recipient Organization:** N/A

**RCW that establishes grant:** N/A

**Application process used**

The OSG Grant Program will be incorporated into the Ecology Water Quality Combined Funding Program (WQC). WQC provides annual funding to projects that improve and protect water quality throughout Washington. The program combines state and federal funding sources to provide grants and loans to these projects. Projects will be evaluated under the WQC rating and ranking process that prioritizes projects that provide a high level of water quality benefit and value with additional considerations for projects that address the needs of financially disadvantaged communities. Applicants submit just one application to seek funding from all of the funding sources within the WQC. Costs include maintenance and updates to the grant/loan applications in Ecology's grant and loan system.

**Growth Management impacts**

N/A

**Funding**

Expenditures

2023-25 Fiscal Period

461 - Department of Ecology  
 Capital Project Request

2023-25 Biennium

\*

Version: BI Biennial 2023-25 Initial

Report Number: CBS002

Date Run: 9/13/2022 3:24PM

Project Number: 40000567

Project Title: 2023-25 Sewer Overflow & Stormwater Reuse Municipal Grants Prog

**Funding**

Acct Code	Account Title	Estimated Total	Prior Biennium	Current Biennium	Reappropriations	New Appropriations
001-2	General Fund-Federal	83,500,000				16,700,000
	<b>Total</b>	<b>83,500,000</b>	<b>0</b>	<b>0</b>	<b>0</b>	<b>16,700,000</b>

Future Fiscal Periods

	2025-27	2027-29	2029-31	2031-33
001-2 General Fund-Federal	16,700,000	16,700,000	16,700,000	16,700,000
<b>Total</b>	<b>16,700,000</b>	<b>16,700,000</b>	<b>16,700,000</b>	<b>16,700,000</b>

**Operating Impacts**

No Operating Impact



## Attachment A

### Linkages to the Puget Sound Action Agenda

This attachment provides additional supporting details for the following capital project request (CPR) as it relates to the Puget Sound 2022-2026 Action Agenda implementation.

**CPR Title:** 2023-25 Sewer Overflow and Stormwater Reuse Municipal Grants

#### Vital Signs

- Freshwater
- Marine Water
- Streams and Floodplains
- Toxics in Aquatic Life
- Beaches and Marine Vegetation
- Estuaries
- Forests and Wetlands
- Groundfish and Benthic Invertebrates
- Orcas
- Salmon
- Zooplankton
- Drinking Water
- Shellfish Beds
- Economic Vitality
- Good Governance
- Sense of Place
- Sound Stewardship

#### Strategies

- 4. Riparian Areas
- 5. Floodplains and Estuaries
- 10. Stormwater Runoff and Legacy Contamination
- 11. Wastewater Systems
- 19. GHG Reductions and Carbon Sequestration
- 20. Climate Adaptation and Resilience
- 21. Sense of Place
- 22. Recreation and Stewardship
- 23. Transparent and Inclusive Governance
- 24. Cultural Practices
- 26. Human Health

#### Desired Outcomes

- 1.3.1. Levees, floodgates, tidegates, roads, existing development, and other barriers in floodplains and estuaries removed or their management altered.
- 1.5.2. Infiltration and water holding capacity of upland areas (developed lands, agricultural lands and working forests, and natural lands) increased.
- 2.1.1. Toxic hotspots where stormwater runoff or wastewater contain significant concentrations of numerous toxic chemicals reduced through improved source control and/or treatment.
- 2.1.4. Toxics in infrastructure and building materials removed through source control and/or management/remediation.

- 2.2.1. Municipal wastewater discharges of nutrients to Puget Sound meet water quality-based effluent limits and other requirements of the nutrients general permit.
- 2.2.2. Nutrient loading in stormwater runoff from residential and commercial lands reduced.
- 2.3.1. Municipal wastewater discharges of disease-causing (pathogenic) bacteria and viruses to Puget Sound meet water quality-based effluent limits.
- 2.3.4. Disease-causing (pathogenic) bacteria and viruses in stormwater runoff from residential and commercial lands reduced.
- 4.2. Achieve net zero emissions in Washington State by 2050.
- 4.3.1. Increase the resilience of the Puget Sound ecosystem and recovery efforts by adapting to changing climate and ocean conditions when conducting protection and restoration activities.
- 5.1. Senses of place of Puget Sound residents are respected and enhanced.
- 5.2. Engagement in and trust of Puget Sound environmental and natural resource governance is increased.
- 5.3.1. Opportunities for cultural practices, such as native and spiritual practices and environmentally related social activities, are increased.
- 5.4. Employment and production in natural resources sectors such as fisheries, aquaculture, agriculture, timber, ecosystem restoration, and tourism are made resilient.
- 5.5. Participation in outdoor recreational and stewardship activities is enhanced.
- 5.6.2. Levels and patterns of contaminants in drinking water do not threaten Puget Sound communities or vulnerable populations with adverse health outcomes.
- 5.6.3. Levels and patterns of contamination in fish and shellfish harvested from Puget Sound waters do not threaten the health of Puget Sound communities or vulnerable populations.
- 5.6.4. Levels and patterns of pollutants and biotoxins in surface waters do not threaten the health of Puget Sound communities or vulnerable populations.

## **Actions**

- 3. Conduct watershed-scale planning and land use planning to protect and restore water quality.
- 10. Support watershed cleanup implementation and the development of cleanup plans such as Total Maximum Daily Loads (TMDLs) and other strategies to limit fecal pollution.
- 31. Encourage retrofits and restoration through education and incentives.
- 32. Increase local stormwater management capacity (including funding, staffing resources, and management tools and information).
- 40. Effectively manage and control fecal pollution and disease-causing bacteria and viruses from small onsite sewage systems (OSS) and larger onsite sewage systems (LOSS).
- 86. Increase number, accessibility, and protections for multi-use and multi-cultural natural spaces (for example, fish and shellfish harvesting, camping, boating, and gardening, etc.). including green spaces and waterways.

- 98. Promote multi-benefit solutions in restoration and protection project development to include considerations for job creation.
- 151. Re-green urban spaces.
- 154. Prevent and reduce combined sewer overflows.
- 155. Extend centralized sewer systems in areas where conditions are not suitable for onsite sewage systems (OSS).
- 161. Ecosystem recovery processes and decision-making are inclusive of a broader set of committed stakeholders and diverse forms of knowledge.
- 162. Increase capacity for overburdened and historically marginalized communities to engage in environmental decision-making.
- 197. Honor tribal nations' treaty rights, obligations, and inherent sovereign interests when considering implementation of Puget Sound recovery projects and programs. and actively engage with tribal nations to align and incorporate shared goals.
- 200. Limit people's exposures to harmful water pollution.
- 211. Promote appropriate reclaimed water projects to reduce pollutant loading to Puget Sound.

\*\*\* *This page intentionally blank.* \*\*\*

461 - Department of Ecology  
Capital Project Request

2023-25 Biennium

\*

Version: BI Biennial 2023-25 Initial

Report Number: CBS002

Date Run: 9/12/2022 6:10PM

Project Number: 40000475

Project Title: 2023-25 Coastal Wetlands Federal Funds

**Description**

Starting Fiscal Year: 2024  
Project Class: Grant - Pass Through  
Agency Priority: 29

**Project Summary**

The National Coastal Wetlands Conservation grant program, administered by the U.S. Fish & Wildlife Service, provides financing to protect important coastal and estuarine areas that have significant conservation, recreation, or ecological value. Coastal wetlands make up less than 10 percent of the nation's land area, but support a wealth of plant and animal resources. Washington's coastal areas support a high percentage of threatened and endangered species, fishery resources, migratory songbirds, and migrating and wintering waterfowl. Ecology administers the pass through of these federal grants to other state and local government entities. Ecology requests \$12 million in federal capital appropriation authority for the 2023-25 biennium in case we are successful in receiving additional grants. Related to Puget Sound Action Agenda Implementation. (General Fund-Federal)

**Project Description**

**What is the proposed project?**

Ecology is requesting \$12 million in General Fund-Federal appropriation authority for a federal grant program that funds acquisition and restoration of coastal and estuarine wetlands and associated lands. Because the federal grant program is competitive, and application award cycles are annual, Ecology does not yet know if we will receive any funds or what lands in coastal Washington might be acquired during the 2023-25 biennium. We will not know until applications are submitted and grants awarded. This request depends on our success competing for federal National Coastal Wetlands Conservation grants.

The U.S. Fish and Wildlife Service (USFWS) oversees the competitive National Coastal Wetlands Conservation grant program. Coastal and Great Lakes states and U.S. territories are eligible to apply for funds, and sub-recipients, such as land trusts and local and Tribal governments, can hold the acquired land or perform the restoration. Funding nationwide is about \$20 million per year. In Washington, the state departments of Ecology, Fish and Wildlife, Natural Resources, and Washington State Parks are eligible to apply for the conservation grants. Local and Tribal governments and public benefit non-profit entities, such as land trusts, can only apply for funding through Ecology or another state agency. The maximum federal grant award is \$1 million, and a 25 percent minimum non-federal match is required.

This placeholder appropriation request is based on our experience during the last five biennia, rather than specific funded projects, because we do not yet know the specific amount or timing of match that may be needed. In the past, Ecology has been highly successful in obtaining these restoration and preservation grants:

- 2005-07 biennium: \$2.4 million received
- 2007-09 biennium: \$6.9 million received
- 2009-11 biennium: \$8.5 million received
- 2011-13 biennium: \$8.7 million received
- 2013-15 biennium: \$9.8 million received
- 2015-17 biennium: \$10 million received
- 2017-19 biennium: \$9.5 million received

# 461 - Department of Ecology Capital Project Request

2023-25 Biennium

\*

Version: BI Biennial 2023-25 Initial

Report Number: CBS002

Date Run: 9/12/2022 6:10PM

Project Number: 40000475

Project Title: 2023-25 Coastal Wetlands Federal Funds

## Description

- 2019-21 biennium: \$6.6 million received

In Fiscal Year 2022, we secured \$3.4 million in grant funding for seven coastal wetland restoration projects. During the last 30 years, we have secured about \$77 million in federal grants plus \$55 million in state-local match. This has conserved nearly 15,000 acres of coastal wetlands and shorelines in Western Washington.

To be competitive, projects need to contain more than 50 percent of total acreage in “nationally declining wetland types,” such as:

- Wetlands in drainage basins of estuaries or coastal waters that contain saline, brackish, and nearshore waters.
- Adjacent freshwater and intermediate wetlands.
- River mouths and portions of major river systems affected by tidal influence.
- Shorelands, dunes, nearshore islands, barrier islands, and freshwater wetlands within estuarine drainages.

### Grant Application and Award Schedule

In January and February 2022, Ecology staff began contacting state and federal agencies, local and Tribal governments, and non-governmental organizations to discuss potential grant projects. Our lead is a member of the state’s Natural Heritage Advisory Council and Habitat and Recreation Lands Coordinating Group and attends Pacific Birds Habitat Joint Venture meetings – all venues for reaching potential grant applicants. Ecology also posts grant availability notices on our website.

In March, Ecology staff and USFWS biologists typically visit each potential project site to talk with applicants about their projects, what they hope to accomplish, where they will get matching funds, and to let them know if their projects will be competitive at the national level. USFWS staff also give applicants tips regarding how to strengthen their applications.

Ecology then reviews draft grant applications and sends them to the USFWS’ regional office in Portland at the end of May each year. These drafts need to be fairly complete. The Portland office sends the drafts to regional USFWS biologists for their comments. This early collaboration has been the essential reason why Washington has received so many National Coastal Wetland Conservation grants. When we receive biologists’ comments in June, applicants revise their applications, and then Ecology submits the completed applications to USFWS by the end of June.

In the fall, USFWS biologists gather to rank each grant application from across the country and U.S. territories. Rankings are based on a prescribed set of criteria that are awarded points, and each point matters in final funding decisions. In December, the U.S. Secretary of the Interior releases the ranked list of funded applications.

Ecology administers each pass-through grant during its 24-month award period. We act as the liaison between USFWS and public or non-profit sub-recipients.

### What opportunity or problem is driving this request?

Numerous studies and programs in recent years have documented a steady decline in the health of Puget Sound. The Puget Sound Partnership’s “State of Sound 2007” report found an overall decrease in water quality, habitat, and species. Those challenges, coupled with increased risks due to climate change, demonstrate the Puget Sound basin is at great environmental risk. The Partnership’s 2018-2022 Action Agenda identified habitat loss as a major threat to salmon and other

# 461 - Department of Ecology Capital Project Request

2023-25 Biennium

\*

Version: BI Biennial 2023-25 Initial

Report Number: CBS002

Date Run: 9/12/2022 6:10PM

Project Number: 40000475

Project Title: 2023-25 Coastal Wetlands Federal Funds

## Description

species. The Action Agenda notes we have lost 80 percent of our estuarine and freshwater marsh habitats. Permanently protecting shoreline properties is one way to protect Puget Sound.

Coastal wetlands provide habitat for much of the state's wildlife. According to the Puget Sound Nearshore Ecosystem Restoration Project, nine of 10 species listed as endangered or threatened inhabit our nearshore areas. All five salmon species spend much of their life in the nearshore environment. Protecting and restoring coastal habitats reduces nutrients and pathogens from upland sources. Coastal wetland habitats also provide buffers for storms and sea level rise while ensuring shorelines function in a natural manner.

### What are the specific benefits of this project?

The environmental benefits of funding this request include mitigating the impacts of sea level rise, protecting water quality, conserving salmon habitat, and protecting and improving habitat for other native fish and wildlife species in Puget Sound and marine shorelines along the Pacific Ocean coast.

These acquisition and restoration projects benefit local and Tribal governments and non-governmental organizations (NGOs) working to protect salmon habitat throughout Western Washington, especially Puget Sound. Our local partners often lack the funding to restore aquatic species habitat without this federal grant funding. This grant program benefits communities by increasing public access to shoreline areas while preserving cultural resources.

In 1996, we conducted a public perception survey of the state Shoreline Management Act. The surveys found eight out of 10 people visit a shoreline at least several times a year, while half of state residents see a shoreline daily. The majority of people go to the shore for nature and natural beauty. This grant program is important because, as our population grows in Puget Sound and other coastal areas, future generations will have the opportunity to access natural shoreline areas.

### What are the effects of non-funding?

Coastal wetlands are a limited resource, competing with residential, commercial, and industrial uses. As a result, these areas are disappearing at an alarming rate. If the funds are not available to protect coastal wetlands, the health of Puget Sound and coastal Washington would continue to decline.

Projected population growth, especially in Puget Sound, would put more pressure on an already scarce resource, while demands for more shoreline access and recreational opportunities would increase. The adverse effects of increasing residential and commercial development on the shoreline would be magnified.

Permanently conserving these natural resources protects these natural resources forever while also helping protect water quality, lower flood risks, improve habitat, and offer natural shoreline access to the public.

Not funding this request would make Ecology's priority to protect Puget Sound and coastal wetlands more difficult and expensive. Some losses would likely never be regained. Future generations would have fewer opportunities for recreational activities on Puget Sound and the state's coastal shorelines. Tribes would have fewer opportunities to access culturally significant areas and resources.

### Why is this the best option or alternative?

The only alternative to federal funding would be to request funding from the State Building Construction Account (SBCA). Ecology does not plan to request SBCA funds for these acquisitions and view securing federal funding as the best option in order to leave state funding for other projects. These federal funds are from a dedicated federal program available only for

# 461 - Department of Ecology Capital Project Request

2023-25 Biennium

\*

Version: BI Biennial 2023-25 Initial

Report Number: CBS002

Date Run: 9/12/2022 6:10PM

Project Number: 40000475

Project Title: 2023-25 Coastal Wetlands Federal Funds

## Description

wetland acquisitions, which help further leverage the use of state funds for other purposes.

### How will clients be affected and services change if this project is funded?

While Ecology does not have a dedicated state funding source for land conservation, we have been successful over the last 30 years in getting funding through the USFWS's National Coastal Wetlands Conservation grant program. State agencies currently have the opportunity to acquire and restore lands with funding through the state Recreation and Conservation Office (RCO). This state funding from RCO can be used to meet the 25 percent match requirement under the National Coastal Wetland Conservation grant program.

The other state resource agencies who participate in the federal grant program do not allow NGOs, local governments, and Tribes to apply through them for these federal funds. Ecology has built a reputation as a reliable partner for these groups, allowing them access to an important source of federal funding. This funding has helped build on the relationships Ecology has been fostering with local land trusts and other statewide habitat conservation partners.

### How is the request impacting equity in the state?

The conservation projects funded with the National Coastal Wetlands Conservation grants are often in more rural, low-income, or Tribal coastal communities where high-quality habitat remains available for acquisition or restoration. It is difficult to project the equity benefits of the program because we do not know what lands in coastal Washington might be acquired during the 2023-25 biennium. However, consistent with Ecology's longstanding commitment to environmental justice and Tribal engagement, there are several aspects of the grant program supported by this request that will address equity and justice.

Engagement with Tribal communities in Western Washington is a critical element of this program, and Ecology will actively seek opportunities to partner with Tribes on eligible projects. These projects will benefit those communities by providing opportunities for improved water quality; improved availability and access to culturally significant resources, such as tules and wapato for community uses; lowered flood risk; increased fish and wildlife habitat; and permanently protected shoreline access. Tribal communities with higher fish consumption rates can be disproportionately affected by increased levels of toxins in fish. Improved water quality in Puget Sound and habitat restoration will allow salmon to migrate to natal streams and collect less toxins as they traverse the Sound.

Engaging with and assisting Tribes in securing funding will support increasing the percentage of federal grant funding going to indigenous communities. All of the federally funded grant projects require review under Section 106 of the National Historic Preservation Act. USFWS notifies and consults with Tribes for all projects with a potential effect on cultural or historic resources and, typically, Ecology's sub-recipients must provide a cultural resources assessment to assist in the compliance review. The USFWS also consults with the Washington Department of Archaeology and Historic Preservation before making final project decisions.

Title VI of the Civil Rights Act compliance is a priority at Ecology and within this program. Administration of this program will continue to advance nondiscrimination practices that include providing information about and access to this program in ways that are accessible and linguistically and culturally effective. Ecology will also plan for and, when possible, integrate environmental justice criteria into this grant program in compliance with Washington's environmental justice law (Chapter 70A.02 RCW).

### What is the agency's proposed funding strategy for the project?

Proposed acquisition and restoration projects are wholly dependent on funding through federal grants. If Ecology does not



# 461 - Department of Ecology Capital Project Request

2023-25 Biennium

\*

Version: BI Biennial 2023-25 Initial

Report Number: CBS002

Date Run: 9/12/2022 6:10PM

Project Number: 40000475

Project Title: 2023-25 Coastal Wetlands Federal Funds

## Description

receive grants, the projects cannot go forward.

### Are FTEs required to support this project?

This project requires a total of 0.52 FTE. This is a similar level of FTEs currently supporting this capital project during the 2021-23 biennium. An Environmental Planner 4 (0.45 FTE) will manage the grant program and serve as a liaison between federal agencies and the applicants. This position will administer federal National Coastal Wetland Conservation grants, manage project contracts to disburse federal funds, manage the grant application process, and work with applicants and USFWS on grant applications. The federal grants typically provide Ecology \$15,000 to \$20,000 to manage and administer each grant award.

Please note, these FTEs support both this new appropriation and other related reappropriation projects under this capital program.

### How does the project support the agency and statewide results?

This request is essential to achieving Ecology's Goal 1: Support and engage our communities, customers, and employees because it will benefit tribal communities by providing opportunities for improved water quality; improved availability and access to culturally significant resources.

This request is essential to achieving Ecology's Goal 4: Protect and Manage Our State's Water and the Governor's Results Washington Goal 3: Sustainable Energy and a Clean Environment because the funds will be used to acquire important and high-quality wetlands throughout the Puget Sound basin and other areas to protect valuable estuarine habitat and coastal resources from degradation.

The request supports Orca Task Force Recommendation #1: Significantly increase investment in restoration and acquisition of habitat in areas where Chinook Stocks most benefit Southern Resident Orcas. The properties protected through this request typically provide significant Chinook benefit.

This request supports Puget Sound Action Agenda implementation through the Estuaries, and Forest and Wetlands Vital Sign as well as through the following Strategies, Desired Outcomes, and Actions, which contribute to the Desired Outcomes for ecosystem recovery:

Strategy 5 - Floodplains and Estuaries: This project supports Strategy 5 by acquiring and restoring floodplain and estuarine areas (including associated riparian habitats) and other important coastal habitats (Action 24).

This project delivers on Action 24, Implement habitat protection and restoration projects that restore or maintain natural nutrient attenuation functions and sediment processes in watersheds, estuaries, and tidal wetlands, through securing federal grant funds for acquisition and restoration of ecologically significant lands.

This project implements Action 12, Increase the number and accelerate implementation of habitat acquisition and restoration projects as prioritized in salmon and watershed recovery plans. It does this through acquiring and restoring key wetland, shoreline, and stream habitats that support salmonids during various stages of their life cycle, and which restore or maintain natural nutrient attenuation functions and sediment processes in watersheds, estuaries, and tidal wetlands.

By acquiring ecologically important lands (including beaches, estuaries, forests, and wetlands, streams and floodplain areas), this project supports the Protect Habitat, Protect Agricultural Lands, and Restore Habitat and Habitat-Forming Processes categories of the Desired Action Agenda Outcomes, which include:

461 - Department of Ecology  
**Capital Project Request**

2023-25 Biennium

\*

Version: BI Biennial 2023-25 Initial

Report Number: CBS002

Date Run: 9/12/2022 6:10PM

Project Number: 40000475

Project Title: 2023-25 Coastal Wetlands Federal Funds

**Description**

1.1.1: Ecologically important lands (including beaches, estuaries, forests and wetlands, streams and floodplains) protected from development.

1.1.2: Natural marine, estuarine, and freshwater shorelines (those not armored) protected to prevent future armoring and development.

1.1.3: Future fragmentation of rivers, floodplains, and estuaries by structural barriers prevented.

1.2.1: Conversion of agricultural lands and working forests to more intensive land uses (residential and commercial development) prevented.

1.4.1: In-stream and riparian areas of rivers and streams restored.

1.4.2: Floodplains, tidal wetlands, and estuaries restored from development.

Strategy 24 Cultural Practices. This project supports cultural practices by engaging tribes in the development of grant proposals for coastal acquisitions and restoration projects. Acquisition projects protect cultural resources and provide increased access to shorelines and cultural resources and uses for tribes. (Actions 89 and 91)

These actions support the Desired Outcome 5.3.2: Access to safe and more abundant local food harvests, such as fish, shellfish, and game, for human populations is increased to safe and more abundant local food harvests, is increased through increasing the number of sites permanently protected through acquisitions and accessible to tribal members. Some projects conserve cultural sites along the shoreline used by Native Americans. The project also makes shoreline and wetland areas publicly accessible outdoor recreation, subsistence harvesting, and protecting cultural resources. As people visit these coastal systems, they become more vested in protecting them.

This request also directly implements the following recommended priority and action in the 2021 Governor’s salmon strategy update:

- Strategic Priority: 1. Protect and restore vital salmon habitat
- Action: 1a. Enforce and expand land use regulatory protection

**How will the other state programs or units of government be affected if this project is funded?**

Since the National Coastal Wetlands Conservation program requires a state agency to be the applicant for funds, Ecology works with other state and federal agencies, local and Tribal governments, and NGOs to apply for the grants.

**Proviso**

N/A

**Project Type**

Grants

461 - Department of Ecology  
 Capital Project Request

2023-25 Biennium

\*

Version: BI Biennial 2023-25 Initial

Report Number: CBS002

Date Run: 9/12/2022 6:10PM

Project Number: 40000475

Project Title: 2023-25 Coastal Wetlands Federal Funds

**Description**

**Grant Recipient Organization:** Unknown until grant awards are made.

**RCW that establishes grant:** N/A

**Application process used**

None. Ecology helps local and tribal governments, state agencies, and nonprofit organizations apply for federal funding. Funding applications for National Coastal Wetlands Conservation grants are due in June.

**Growth Management impacts**

None; some local governments may secure grants to protect wetlands within their jurisdictions.

**Funding**

Acct Code	Account Title	Estimated Total	Expenditures		2023-25 Fiscal Period	
			Prior Biennium	Current Biennium	Reapprops	New Approps
001-2	General Fund-Federal	60,000,000				12,000,000
	<b>Total</b>	<b>60,000,000</b>	<b>0</b>	<b>0</b>	<b>0</b>	<b>12,000,000</b>

Acct Code	Account Title	Future Fiscal Periods			
		2025-27	2027-29	2029-31	2031-33
001-2	General Fund-Federal	12,000,000	12,000,000	12,000,000	12,000,000
	<b>Total</b>	<b>12,000,000</b>	<b>12,000,000</b>	<b>12,000,000</b>	<b>12,000,000</b>

**Operating Impacts**

No Operating Impact

\*\*\* *This page intentionally blank.* \*\*\*

# 461 - Department of Ecology Capital Project Request

2023-25 Biennium

\*

Version: BI Biennial 2023-25 Initial

Report Number: CBS002

Date Run: 9/12/2022 10:59PM

Project Number: 40000477

Project Title: 2023-25 Freshwater Aquatic Invasive Plants Grant Program

## Description

Starting Fiscal Year: 2024

Project Class: Grant - Pass Through

Agency Priority: 30

### Project Summary

The Freshwater Aquatic Invasive Plant Program (AIP) provides financial and technical assistance to local and state governments, Tribes, and special purpose districts to reduce the propagation of freshwater aquatic invasive plants and to manage the problems these plants cause. Ecology is requesting \$1.7 million for continued funding of the AIP, which will result in treating more lakes and reducing the impact of these plants on the lakes and streams in our communities. It includes elements for public education, technical assistance, and grants. Related to Puget Sound Action Agenda Implementation. (Freshwater Aquatic Weeds Account)

### Project Description

#### What is the proposed project?

Invasive, non-native aquatic plants are a serious threat to the health of lakes, rivers, and streams in Washington State. Excessive invasive plant growth impairs fish and wildlife habitat and restricts recreational activities. In 1991, the Legislature established the Freshwater Aquatic Weeds Management Program and Account to provide financial and technical support to tackle the problem on a statewide level. The account provides funding for technical assistance, public education, and grants to help control aquatic invasive plants.

Funding for the program is through a three-dollar fee on the annual registration of boat trailers, which can spread these invasive aquatic weeds as boats and trailers enter multiple water bodies. Per RCW 43.21A.660, at least two-thirds of the funding must be provided as pass-through grants for financial and technical assistance to local and state governments, Tribes, and special purpose districts to reduce the propagation of freshwater aquatic invasive plants and to manage the problems these plants cause. Ecology can use the remaining funding to support technical assistance and public education in the program.

In 2021-23, there was a technical adjustment that moved funding for the AIP from the operating budget to the capital budget, similar to many other pass-through funding programs. This allows communities more predictable and durable funding for their local projects.

Each year, Ecology accepts grant applications from eligible entities seeking financial assistance to reduce aquatic invasive plants impacting the lakes and streams in our communities. Ecology evaluates grant applications according to criteria established in the program guidelines and publishes the list of projects proposed for funding in late January/early February each year. Ecology is requesting \$1.7 million to continue funding the Freshwater Aquatic Invasive Plants Program.

The types of projects eligible for funding include:

- Planning grants to develop an Integrated Aquatic Invasive Plant Management Plan that considers all aquatic invasive plant management options and chooses one or a combination of options for implementation.
- Aquatic Invasive Plant Control and/or Education Projects to prevent, eradicate, contain, or control excessive growth of freshwater invasive plants in lakes, rivers, or streams (with priority given to submersed species like Eurasian watermilfoil).
- Early Infestation Projects to control invasive, non-native, freshwater, aquatic plants discovered in the pioneer stages of growth in a lake, river, or stream.

The maximum aquatic invasive plant control grant is \$75,000, planning grants are limited to \$30,000, and early infestation

# 461 - Department of Ecology Capital Project Request

2023-25 Biennium

\*

Version: BI Biennial 2023-25 Initial

Report Number: CBS002

Date Run: 9/12/2022 10:59PM

Project Number: 40000477

Project Title: 2023-25 Freshwater Aquatic Invasive Plants Grant Program

## Description

projects are limited to \$50,000. Ecology issues about 10 grants each year. General aquatic plant projects require 25 percent local match, and pilot projects and early infestation projects require 12.5 percent local match.

There is a corresponding request in the capital budget to add funding for the Freshwater Algae Grant Program for \$750,000, Aquatic Algae Control Account (fund 10A). This separate but related request is focused on aquatic algae vs aquatic weeds.

### What opportunity or problem is driving this request?

Freshwater aquatic invasive plants are aquatic plants found in lakes, rivers, or streams and are adversely affecting fish populations, reducing habitat for desirable aquatic plant and wildlife species, and decreasing public recreational opportunities. The revenue collected from boat trailer registration fees provides funding for pass-through grants that address invasive plant control and abatement. Ecology provides grants for the following:

- Activities to prevent, reduce, or manage excessive growth of freshwater, aquatic invasive plants.
- Development of public education programs related to managing freshwater aquatic invasive plants.
- Demonstration or pilot projects (applied research), determined on a case-by-case basis through the competitive program submission.

RCW 43.21A.660 requires at least two-thirds of the funding must be provided as pass-through grants for financial and technical assistance to local and state governments, Tribes, and special purpose districts to reduce the propagation of freshwater aquatic invasive plants and to manage the problems these invasive plants cause. No more than one-third of the funding can be used to support technical assistance and public education to prevent the spread of freshwater aquatic weeds.

### What are the specific benefits of this project?

Funded projects prevent and control aquatic invasive plant infestations in lakes, rivers, or streams. Aquatic invasive species can cause long-term economic, environmental, and aquatic habitat problems. Projects help protect water quality, fish and wildlife habitat, aquatic life, and community-based beneficial uses such as fishing, swimming, and boating.

### What are the effects of non-funding?

If this request is not approved, projects that help prevent and control aquatic invasive plant infestations in lakes, rivers, or streams would not be funded. This could result in long-term economic, environmental, and aquatic habitat problems. Projects help protect water quality, fish and wildlife habitat, aquatic life and community based beneficial uses such as fishing, swimming and boating.

### Why is this the best option or alternative?

This request is for continuing support of the AIP to help local and state governments, Tribes, and special purpose districts with financial and technical assistance to reduce the propagation of freshwater aquatic invasive plants and to manage the problems these invasive plants cause.

### How will clients be affected and services change if this project is funded?

If this request is approved, continued funding and project implementation will be available to local and state governments,

# 461 - Department of Ecology Capital Project Request

2023-25 Biennium

\*

Version: BI Biennial 2023-25 Initial

Report Number: CBS002

Date Run: 9/12/2022 10:59PM

Project Number: 40000477

Project Title: 2023-25 Freshwater Aquatic Invasive Plants Grant Program

## Description

Tribes, and special purpose districts. Input from stakeholders has been focused on the need for ongoing resources to support this program, because the frequency and intensity of invasive, non-native aquatic plant infestations in Washington waters are increasing.

### How is the request impacting equity in the state?

Aquatic invasive plants occur across a broad range of lakes and waterways in our state. Projects are funded where there are invasive plant problems or where an early infestation can be addressed to prevent impacts. Many of the communities supported are in rural areas of our state where resources to address these issues is scarce. The program intent is to eradicate and prevent spread of aquatic invasive plants and provide technical assistance to protect water resources, native fish and wildlife, and beneficial uses for communities, including disadvantaged communities and Tribal communities.

### What is the agency's proposed funding strategy for the project?

The Legislature established the Freshwater Aquatic Weeds Management Program and Account to provide funding for technical assistance, public education, and grants to help control aquatic invasive plants. Funding for the program is through a three-dollar fee on the annual registration of boat trailers, which are the biggest vector of aquatic invasive species.

Funding for this project includes \$20,000 to maintain and update the grant or loan applications in the agency systems.

### Are FTEs required to support this project?

This project requires a total of 1.96 FTEs as follows: 0.6 FTE Environmental Specialist 4 and 0.1 FTE Environmental Specialist 5 are required to oversee and manage the grant process and provide technical assistance. 1.0 FTE Natural Resource Scientist 3 is required to conduct inventories of aquatic plants species statewide and perform follow-up inventories of Ecology grant-funded aquatic weed control projects to determine effectiveness. This level of FTE is consistent with the 2021-23 biennium.

Please note, these FTEs support both this new appropriation and other related reappropriation projects under this capital program.

### How does the project support the agency and statewide results?

This request is essential to achieving the following Ecology goals:

- Goal 1: Support and Engage our Communities, Customers, and Employees because it will improve the health of freshwater lakes in communities located in areas with considerable diversity, both culturally and economically and provide social, environmental, and economic health equity for all those who live, work, and play there.
- Goal 2: Reduce and Prepare for Climate Impacts because it will restore the natural conditions that prevent invasive aquatic weeds and improve habitat for fish and other species in Washington's freshwater lakes, which increases their resiliency to adapt to conditions caused by climate change.
- Goal 4: Protect and Manage our State's waters because it will reduce and prevent invasive aquatic weeds and integrate restoration efforts that provide cool waters and healthy lakes that support fish and wildlife.

This request is essential to achieving the Governor's Results Washington Goal 3: Sustainable Energy and a Clean Environment and Goal 4: Healthy and Safe Communities because it will reduce invasive, non-native aquatic plants that impair

461 - Department of Ecology  
 Capital Project Request

2023-25 Biennium

\*

Version: BI Biennial 2023-25 Initial

Report Number: CBS002

Date Run: 9/12/2022 10:59PM

Project Number: 40000477

Project Title: 2023-25 Freshwater Aquatic Invasive Plants Grant Program

**Description**

fish and wildlife habitat and restrict recreational activities; restore the natural habitat for fish and other native species in Washington's freshwaters; and improve waterbodies in communities for safe recreation.

This request supports Puget Sound Action Agenda implementation through Ongoing Program: OGP\_ECY38: Water Quality - Provide Financial Assistance, and a number of Vital Signs, Strategies, Desired Outcomes, and Actions included in the 2022-26 Action Agenda. See attachment A for a complete list of linkages between this request and the agenda.

**How will the other state programs or units of government be affected if this project is funded?**

This program is coordinated with the Washington Invasive Species Council (WISC), Washington Department of Fish and Wildlife, and local noxious weed control boards throughout the state. These groups, as well as local government stakeholders that receive this funding to address aquatic invasive infestations, would be supportive of the flexibility and efficiency provided by this request.

**Proviso**

N/A

**Project Type**

Grants

**Grant Recipient Organization:** Grants are awarded competitively to public entities.

**RCW that establishes grant:** RCW 43.21A.660

**Application process used**

The Freshwater Invasive Plant grant program runs on an annual funding cycle for projects. The application period begins mid-October and closes mid-November of each year. Eligible entities include cities, counties, state agencies, tribes, and special purpose districts. Ecology evaluates grant applications according to criteria established in the program guidelines. We publish the list of projects proposed for funding in late January/early February each year. Costs include maintenance and updates to the grant/loan applications in the agency's grant and loan system

**Growth Management impacts**

N/A

**Funding**

Acct Code	Account Title	Estimated Total	Expenditures		2023-25 Fiscal Period	
			Prior Biennium	Current Biennium	Reapprops	New Approps
222-1	Freshwtr Aqua Weeds-State	8,500,000				1,700,000
	<b>Total</b>	<b>8,500,000</b>	<b>0</b>	<b>0</b>	<b>0</b>	<b>1,700,000</b>
		<b>Future Fiscal Periods</b>				
		<b>2025-27</b>	<b>2027-29</b>	<b>2029-31</b>	<b>2031-33</b>	
222-1	Freshwtr Aqua Weeds-State	1,700,000	1,700,000	1,700,000	1,700,000	
	<b>Total</b>	<b>1,700,000</b>	<b>1,700,000</b>	<b>1,700,000</b>	<b>1,700,000</b>	

**Operating Impacts**



**461 - Department of Ecology  
Capital Project Request**

2023-25 Biennium

\*

**Version:** BI Biennial 2023-25 Initial

**Report Number:** CBS002

**Date Run:** 9/12/2022 10:59PM

**Project Number:** 40000477

**Project Title:** 2023-25 Freshwater Aquatic Invasive Plants Grant Program

**Operating Impacts**

---

**No Operating Impact**

## Attachment A

### Linkages to the Puget Sound Action Agenda

This attachment provides additional supporting details for the following capital project request (CPR) as it relates to the Puget Sound 2022-2026 Action Agenda implementation.

**CPR Title:** 2023-25 Freshwater Aquatic Invasive Plants Grant Program

#### Vital Signs

- Freshwater
- Marine Water
- Streams and Floodplains
- Toxics in Aquatic Life
- Beaches and Marine Vegetation
- Estuaries
- Orcas
- Salmon
- Zooplankton
- Air Quality
- Economic Vitality
- Good Governance
- Sense of Place
- Sound Stewardship

#### Strategies

- 5. Floodplains and Estuaries
- 14. Invasive Species
- 17. Responsible Boating
- 21. Sense of Place
- 22. Recreation and Stewardship
- 23. Transparent and Inclusive Governance
- 24. Cultural Practices
- 25. Natural Resource Industries
- 26. Human Health

#### Desired Outcomes

- 2.2.2. Nutrient loading in stormwater runoff from residential and commercial lands reduced.
- 2.2.3. Nutrient loading in runoff from agricultural lands and working forests reduced.
- 2.2.4. Significant anthropogenic sources of nutrients identified (using watershed monitoring and modeling tools) and reduced.
- 2.2.5. Sites that support natural nutrient attenuation restored, enhanced, or created.
- 3.2.1. Programmatic ability to respond to emerging outbreaks and ongoing impacts of invasive species increased.
- 4.3.1. Increase the resilience of the Puget Sound ecosystem and recovery efforts by adapting to changing climate and ocean conditions when conducting protection and restoration activities.
- 5.1.1. Opportunities for stress reduction and motivation from natural environments for diverse human communities are enhanced.
- 5.2.1. Decision making is made more inclusive by participation of a broader set of committed stakeholders and diverse forms of knowledge early in ecosystem recovery processes.
- 5.2.2. Capacity for overburdened communities to engage in environmental decision making is increased.
- 5.2.3. Transparency in environmental and natural resource management decision making and the use of science is improved.
- 5.3. Participation in environmentally related cultural practices and opportunities for

- harvesting of quality local foods are enhanced.
- 5.4. Employment and production in natural resources sectors such as fisheries, aquaculture, agriculture, timber, ecosystem restoration, and tourism are made resilient.
- 5.5. Participation in outdoor recreational and stewardship activities is enhanced.
- 5.6.2. Levels and patterns of contaminants in drinking water do not threaten Puget Sound communities or vulnerable populations with adverse health outcomes.
- 5.6.3. Levels and patterns of contamination in fish and shellfish harvested from Puget Sound waters do not threaten the health of Puget Sound communities or vulnerable populations.
- 5.6.4. Levels and patterns of pollutants and biotoxins in surface waters do not threaten the health of Puget Sound communities or vulnerable populations.

### **Actions**

- 46. Prevent and rapidly respond to the introduction and spread of terrestrial and aquatic invasive species, including green crab, predatory fish, and invasive plants
- 202. Develop, fund, and implement coordinated outreach and incentive programs that educate and raise awareness and motivate action for Puget Sound residents (including boaters) to reduce the spread of invasive species.
- 203. Create an integrated planning approach to protect and enhance biodiversity in the Puget Sound ecosystem by mitigating the threat of invasive species

\*\*\* *This page intentionally blank.* \*\*\*

# 461 - Department of Ecology Capital Project Request

2023-25 Biennium

\*

Version: BI Biennial 2023-25 Initial

Report Number: CBS002

Date Run: 9/13/2022 11:41AM

Project Number: 40000478

Project Title: 2023-25 Freshwater Algae Grant Program

## Description

Starting Fiscal Year: 2024

Project Class: Grant - Pass Through

Agency Priority: 31

### Project Summary

The Freshwater Algae Program provides financial and technical assistance to local and state governments, Tribes, and special purpose districts to prevent and control excessive freshwater cyanobacteria, often referred to as blue-green algae. These algae can create toxic conditions with potential harm to people, wildlife, livestock and pets. This program includes elements for public education, technical assistance, a toxicity-testing program, and pass-through grants that address toxic fresh-water blooms. An annual one-dollar license fee assessed to the owners of boats provides funding for pass-through grants that address algae growth in freshwaters of Washington. Related to Puget Sound Action Agenda Implementation. (Aquatic Algae Control Account)

### Project Description

#### What is the proposed project?

The Freshwater Algae Program (FAP) provides financial and technical assistance to local and state governments, Tribes, and special purpose districts to prevent and control excessive freshwater algae growth. In 2005, the Legislature established funding for the FAP (RCW 43.21A.667) through an annual one-dollar license fee assessed to boat owners. The program includes elements for public education, technical assistance, and grants. In the 2021-23 biennium, there was a technical adjustment that moved FAP funding from the operating budget to the capital budget, similar to many other pass-through funding programs. This provides communities more predictable and durable funding for their local projects.

Each year, Ecology accepts grant applications from eligible entities seeking financial assistance to prevent, remove, reduce, or manage excessive freshwater algae growth from waterbodies in our communities. Ecology evaluates grant applications according to criteria established in the program guidelines and publishes the list of projects proposed for funding in late January/early February of each year. The maximum aquatic algae grant is \$50,000, and Ecology issues about five grants each year. Grant recipients must provide 25 percent match in the form of cash, inter-local costs, or in-kind contributions. This request is for \$750,000 from the Aquatic Algae Control Account to fund the FAP.

Ecology distributes most of the funding as grants to communities for:

- Managing excessive freshwater harmful algal blooms, with priority for treatment of lakes where harmful algal blooms have occurred within the past three years.
- Nuisance algae monitoring and removal.

A small amount of funding goes toward technical assistance to applicants and the public about aquatic algae control.

Projects prevent or control excessive growth of freshwater algae in lakes, rivers, or streams and address the cause of the algal blooms. Excessive growth can cause long-term economic, environmental, and public health problems. Projects with potentially toxic Cyanobacteria (blue-green algae) species receive funding priority over other projects because they can produce toxins that pose a threat to humans and animals.

#### What opportunity or problem is driving this request?

Cyanobacteria, often referred to as blue-green algae, are typically unicellular, aquatic, and photosynthetic. Generally, the amount of phosphorus controls the amount of cyanobacteria found in a freshwater lake or water body. Cyanobacteria colonies grow rapidly when they have adequate nutrients, sunlight, pH, and temperature and can form extensive blooms.

# 461 - Department of Ecology Capital Project Request

2023-25 Biennium

\*

Version: BI Biennial 2023-25 Initial

Report Number: CBS002

Date Run: 9/13/2022 11:41AM

Project Number: 40000478

Project Title: 2023-25 Freshwater Algae Grant Program

## Description

When cyanobacteria reproduces rapidly and reaches high concentrations, it is called an algae bloom or cyanobacteria bloom. Algae are important to the productivity of a lake or water body, but excessive growth can cause economic, environmental, and public health problems. The FAP focuses on blue-green algae as Ecology outlines in its 2023 Freshwater Algae Guidelines (Publication 21-10-045 October 2021:

<https://apps.ecology.wa.gov/publications/SummaryPages/2110045.html>), because they can produce toxins that pose a threat to humans and animals.

RCW 43.21A.667 requires funding be provided as pass-through grants for financial and technical assistance to local and state governments, Tribes, and special purpose districts to manage excessive freshwater algae and provide technical assistance to applicants and the public about aquatic algae control.

The types of project activities eligible for funding include:

- Cyanobacteria control and management.
- Lake Cyanobacteria Management Plans.
- Cyanobacteria monitoring programs
- Cyanobacteria research.
- Nutrient reduction activities.
- Education and outreach.

The application period begins mid-October and closes in mid-December of each year. Ecology evaluates grant applications according to criteria established in the program guidelines. Ecology publishes the list of projects proposed for funding in late January/early February of each year.

The maximum freshwater algae control grant is \$50,000. Ecology awards approximately five grants each year. FAP grant projects require 25 percent local match.

### What are the specific benefits of this project?

Funded projects prevent or control excessive growth of freshwater algae in lakes, rivers, or streams and address the cause of the algal blooms. Excessive growth can cause long-term economic, environmental, and public health problems. Projects with potentially toxic blue-green species receive funding priority over other projects because they can produce toxins that pose a threat to humans and animals. Due to the potential public health concerns, these projects are coordinated with county public health officials.

### What are the effects of non-funding?

If this request is not approved, projects would not get funding to help control excessive growth of freshwater algae in lakes, rivers, or streams. Algae blooms can cause long-term economic, environmental and public health problems. Projects help protect water quality, fish and wildlife habitat, aquatic life, and community based beneficial uses, such as fishing, swimming, and boating.

### Why is this the best option or alternative?

# 461 - Department of Ecology Capital Project Request

2023-25 Biennium

\*

Version: BI Biennial 2023-25 Initial

Report Number: CBS002

Date Run: 9/13/2022 11:41AM

Project Number: 40000478

Project Title: 2023-25 Freshwater Algae Grant Program

## Description

This request is for continuing support of the FAP to help local and state governments, Tribes, and special purpose districts with financial and technical assistance to control excessive growth of algae and to manage the problems these algae blooms cause.

### How will clients be affected and services change if this project is funded?

If this request is approved, continued funding and project implementation would be made available to local and state governments, Tribes, and special purpose districts. Input from stakeholders has focused on the need for ongoing resources to support these programs because the frequency and intensity of algae blooms are increasing in Washington waters and are exacerbated by nutrient pollution and climate change.

### How is the request impacting equity in the state?

Algae blooms occur across a broad range of lakes and waterways in our state. Projects are funded where algae blooms are present and can be addressed to prevent impacts. Many of the communities supported are in rural areas of our state where resources to address these issues are scarce. The program intent is to prevent toxic algae blooms and provide technical and financial assistance to protect water resources, native fish and wildlife, and beneficial uses for communities, including disadvantaged communities and Tribal communities.

### What is the agency's proposed funding strategy for the project?

The Legislature established funding for the FAP through an annual one-dollar license fee assessed to boat owners. Ecology funds this grant program with revenue generated from these fees.

Funding for this project includes \$20,000 to maintain and update the grant or loan applications in the agency systems.

### Are FTEs required to support this project?

This project requires a total of 0.46 FTE to oversee and manage the grant process and provide technical assistance. This level of FTE is consistent with the 2021-23 biennium.

Please note these FTEs support both this new appropriation and other related reappropriation projects under this capital program.

### How does the project support the agency and statewide results?

This request is essential to achieving the following Ecology goals:

- Goal 1: Support and Engage our Communities, Customers, and Employees because it will improve the health of freshwater lakes in communities located in areas with considerable diversity, both culturally and economically; providing social, environmental, and economic health equity for all those who live, work, and play there.

-Goal 2: Reduce and Prepare for Climate Impacts because it will restore the natural conditions that prevent toxic algae blooms and improve habitat for fish and other species in Washington's freshwater lakes, which increases their resiliency to adapt to conditions caused by climate change.

- Goal 3: Prevent and Reduce Toxic Threats and Pollution because it will reduce toxic algae blooms that can make people,

461 - Department of Ecology  
 Capital Project Request

2023-25 Biennium

\*

Version: BI Biennial 2023-25 Initial

Report Number: CBS002

Date Run: 9/13/2022 11:41AM

Project Number: 40000478

Project Title: 2023-25 Freshwater Algae Grant Program

**Description**

wildlife, pets and livestock sick.

-Goal 4: Protect and Manage our State’s Waters because it will reduce aquatic invasive plant infestation and integrate restoration efforts that provide cool waters and healthy lakes that support fish and wildlife.

This request is essential to achieving the Governor’s Results Washington Goal 3: Sustainable Energy and a Clean Environment and Goal 4: Healthy and Safe Communities because it will prevent and control excessive toxic algae blooms that impair fish and wildlife habitat and restrict recreational activities; restoring natural habitat for fish and other native species in Washington’s freshwaters, and improve waterbodies in communities for safe recreation.

This request supports Puget Sound Action Agenda implementation through Ongoing Program: OGP\_ECY38: Water Quality - Provide Financial Assistance (Department of Ecology), and a number of Vital Signs, Strategies, Desired Outcomes, and Actions included in the 2022-26 Action Agenda. See attachment A for a complete list of linkages between this request and the agenda.

**How will the other state programs or units of government be affected if this project is funded?**

This program is coordinated with the Washington State Department of Health and local health jurisdictions. These groups, as well as local government stakeholders that receive this funding to address critical needs, would be supportive of the flexibility and efficiency provided by this proposal.

**Proviso**

N/A

**Project Type**

Grants

**Grant Recipient Organization:** Grants are awarded competitively to public entities.

**RCW that establishes grant:** RCW 43.21A.667

**Application process used**

The Freshwater Aquatic Algae Grant program runs on an annual funding cycle for projects. The application period begins mid-October and closes mid-December of each year. Eligible entities include cities, counties, state agencies, tribes, and special purpose districts. Ecology evaluates grant applications according to criteria established in the program guidelines. We publish the list of projects proposed for funding in late January/early February each year. Costs include maintenance and updates to the grant/loan applications in the agency’s grant and loan system

**Growth Management impacts**

N/A

**Funding**

Acct Code	Account Title	Estimated Total	Expenditures		2023-25 Fiscal Period	
			Prior Biennium	Current Biennium	Reapprops	New Approps
10A-1	Aq Algae Cntrl Acct-State	3,750,000				750,000
	<b>Total</b>	<b>3,750,000</b>	<b>0</b>	<b>0</b>	<b>0</b>	<b>750,000</b>

**Future Fiscal Periods**



461 - Department of Ecology  
Capital Project Request

2023-25 Biennium

\*

Version: BI Biennial 2023-25 Initial

Report Number: CBS002

Date Run: 9/13/2022 11:41AM

Project Number: 40000478

Project Title: 2023-25 Freshwater Algae Grant Program

**Funding**

	<u>2025-27</u>	<u>2027-29</u>	<u>2029-31</u>	<u>2031-33</u>
10A-1 Aq Algae Cntrl Acct-State	750,000	750,000	750,000	750,000
<b>Total</b>	<b>750,000</b>	<b>750,000</b>	<b>750,000</b>	<b>750,000</b>

**Operating Impacts**

No Operating Impact

## Attachment A

### Linkages to the Puget Sound Action Agenda

This attachment provides additional supporting details for the following capital project request (CPR) as it relates to the Puget Sound 2022-2026 Action Agenda implementation.

**CPR Title:** 2023-25 Freshwater Algae Grant Program

#### Vital Signs

- Freshwater
- Streams and Floodplains
- Toxics in Aquatic Life
- Outdoor Activity
- Economic Vitality
- Good Governance
- Sense of Place
- Sound Stewardship

#### Strategies

- 21. Sense of Place
- 22. Recreation and Stewardship
- 23. Transparent and Inclusive Governance
- 24. Cultural Practices
- 25. Natural Resource Industries
- 26. Human Health

#### Desired Outcomes

- 2.2.2. Nutrient loading in stormwater runoff from residential and commercial lands reduced.
- 2.2.3. Nutrient loading in runoff from agricultural lands and working forests reduced.
- 2.2.4. Significant anthropogenic sources of nutrients identified (using watershed monitoring and modeling tools) and reduced.
- 2.2.5. Sites that support natural nutrient attenuation restored, enhanced, or created.
- 3.2.1. Programmatic ability to respond to emerging outbreaks and ongoing impacts of invasive species increased.
- 4.3.1. Increase the resilience of the Puget Sound ecosystem and recovery efforts by adapting to changing climate and ocean conditions when conducting protection and restoration activities.
- 5.1.1. Opportunities for stress reduction and motivation from natural environments for diverse human communities are enhanced.
- 5.2.1. Decision making is made more inclusive by participation of a broader set of committed stakeholders and diverse forms of knowledge early in ecosystem recovery processes.
- 5.2.2. Capacity for overburdened communities to engage in environmental decision making is increased.
- 5.2.3. Transparency in environmental and natural resource management decision making and the use of science is improved.
- 5.3. Participation in environmentally related cultural practices and opportunities for

- harvesting of quality local foods are enhanced.
- 5.4. Employment and production in natural resources sectors such as fisheries, aquaculture, agriculture, timber, ecosystem restoration, and tourism are made resilient.
- 5.5. Participation in outdoor recreational and stewardship activities is enhanced.
- 5.6.2. Levels and patterns of contaminants in drinking water do not threaten Puget Sound communities or vulnerable populations with adverse health outcomes.
- 5.6.3. Levels and patterns of contamination in fish and shellfish harvested from Puget Sound waters do not threaten the health of Puget Sound communities or vulnerable populations.
- 5.6.4. Levels and patterns of pollutants and biotoxins in surface waters do not threaten the health of Puget Sound communities or vulnerable populations.

### **Actions**

- 24. Implement habitat protection and restoration projects that restore or maintain natural nutrient attenuation functions and sediment processes in watersheds, estuaries, and tidal wetlands.
- 31. Encourage retrofits and restoration through education and incentives.
- 159. Develop and promote social approaches to encourage behavior changes that will protect, restore, and responsibly enjoy Puget Sound.
- 200. Limit people's exposures to harmful water pollution

\*\*\* *This page intentionally blank.* \*\*\*

**Department of Ecology  
2023-2033 Capital Budget**

**Table of Contents**

<b>Tab D-3</b>	<b>Reappropriations.....</b>	<b>701</b>
1.	40000337 2021-23 Water Pollution Control Revolving Program .....	705
2.	40000473 2022 Water Pollution Control Revolving Program .....	707
3.	40000110 2019-21 Water Pollution Control Revolving Program .....	709
4.	40000018 VW Settlement Funded Projects .....	711
5.	40000336 2021-23 Stormwater Financial Assistance Program.....	713
6.	40000304 2021-23 Remedial Action Grant Program .....	715
7.	40000387 2021-23 Chehalis Basin Strategy.....	717
8.	40000389 2021-23 Floodplains by Design.....	719
9.	40000209 2019-21 Chehalis Basin Strategy.....	721
10.	40000399 2021-23 Columbia River Water Supply Development Program .....	723
11.	40000397 2021-23 Streamflow Restoration Program .....	725
12.	40000211 2019-21 Remedial Action Grants .....	727
13.	40000359 2021-23 Centennial Clean Water Program .....	729
14.	40000144 2019-21 Stormwater Financial Assistance Program.....	731
15.	40000129 2019-21 Floodplains by Design.....	733
16.	40000152 2019-21 Columbia River Water Supply Development Program .....	735
17.	40000177 2019-21 Streamflow Restoration Program .....	737
18.	30000796 2017-19 Stormwater Financial Assistance Program.....	739
19.	40000422 2021-23 Yakima River Basin Water Supply .....	741
20.	92000076 Storm Water Improvements.....	743
21.	40000288 2020 Remedial Action Grants.....	745
22.	40000340 2021-23 Eastern Washington Clean Sites Initiative .....	747
23.	40000179 2019-21 Yakima River Basin Water Supply .....	749
24.	40000116 2019-21 Centennial Clean Water Program .....	751
25.	30000216 Remedial Action Grant Program .....	753
26.	40000390 2021-23 Reducing Diesel GHG & Toxic Emissions .....	755
27.	30000797 2015-17 Restored Stormwater Financial Assistance .....	757

28.	91000373	2021-23 Water Banking.....	759
29.	30000706	2017-19 Floodplains by Design.....	761
30.	30000670	ASARCO Cleanup.....	763
31.	40000117	2019-21 Eastern Washington Clean Sites Initiative .....	765
32.	40000109	Reduce Air Pollution from Transit/Sch. Buses/State- Owned Vehicles .....	767
33.	40000130	2019-21 Clean Up Toxics Sites - Puget Sound.....	769
34.	40000303	2021-23 ASARCO Everett Smelter Plume Cleanup .....	771
35.	40000378	2021-23 Healthy Housing Remediation Program.....	773
36.	40000360	2021-23 Protect Investments in Cleanup Remedies .....	775
37.	30000458	Remedial Action Grants.....	777
38.	30000712	Columbia River Water Supply Development Program .....	779
39.	40000396	2021-23 Puget Sound Nutrient Reduction Grant Program.....	781
40.	30000374	Remedial Action Grants.....	783
41.	40000388	2021-23 Coastal Wetlands Federal Funds .....	785
42.	40000114	2019-21 ASARCO Cleanup.....	787
43.	40000436	2021-23 Product Replacement Program .....	789
44.	30000705	2017-19 Centennial Clean Water Program.....	791
45.	40000346	2021-23 Clean Up Toxic Sites-Puget Sound .....	793
46.	40000194	2019-21 Protect Investments in Cleanup Remedies .....	795
47.	30000432	Eastern Washington Clean Sites Initiative.....	797
48.	92000195	2022 Stormwater Projects.....	799
49.	30000537	Floodplains by Design .....	801
50.	40000391	2021-23 Sunnyside Valley Irrigation Distr. Water Conservation .....	803
51.	40000465	2022 Clean Up Toxic Sites-Puget Sound.....	805
52.	40000149	Healthy Housing Remediation Program .....	807
53.	30000714	Watershed Plan Implementation and Flow Achievement .....	809
54.	40000386	2021-23 ASARCO Tacoma Smelter Plume Cleanup .....	811
55.	30000542	Cleanup Toxics Sites - Puget Sound.....	813
56.	40000111	2019-21 Sunnyside Valley Irrigation District Water Conservation .....	815

57.	40000464	Pacific Wood Treating Site Cleanup – Cleanup Settlement Account .....	817
58.	40000371	2021-23 Reducing Toxic Wood Stove Emissions .....	819
59.	30000280	ASARCO - Tacoma Smelter Plume and Mines.....	821
60.	30000763	2015-17 Restored Clean Up Toxic Sites - Puget Sound .....	823
61.	30000704	2015-17 Restored Eastern WA Clean Sites Initiative.....	825
62.	30000673	Sunnyside Valley Irrigation District Water Conservation .....	827
63.	30000742	2017-19 Eastern Washington Clean Sites Initiative .....	829
64.	91000347	Skagit Water .....	831
65.	92000193	Pier 63 Creosote Removal .....	833
66.	30000707	2017-19 Remedial Action Grants .....	835
67.	30000538	ASARCO Cleanup.....	837
68.	40000375	2021-23 Freshwater Aquatic Invasive Plants Grant Program .....	839
69.	92000142	Drought Response.....	841
70.	30000589	Sunnyside Valley Irrigation District Water Conservation .....	843
71.	40000470	2022 Community-Based Public-Private Stormwater Partnership.....	845
72.	30000331	Watershed Plan Implementation and Flow Achievement .....	847
73.	40000286	2020 Eastern Washington Clean Sites Initiative.....	849
74.	30000591	Watershed Plan Implementation and Flow Achievement .....	851
75.	30000334	ASARCO Cleanup.....	853
76.	91000359	PFAS Pilot Project.....	855
77.	92000158	Port of Tacoma Arkema/Dunlap Mound .....	857
78.	40000146	2015 Drought Authority .....	859
79.	40000210	Chemical Action Plan Implementation.....	861
80.	40000376	2021-23 Freshwater Algae Grant Program.....	863
81.	30000588	Columbia River Water Supply Development Program .....	865
82.	30000536	Coastal Wetlands Federal Funds.....	867
83.	40000338	2021-23 Waste Tire Pile Cleanup and Prevention.....	869

84.	30000333	Dungeness Water Supply & Mitigation.....	871
85.	19742006	Water Supply Facilities.....	873
86.	30000590	Yakima River Basin Water Supply.....	875
87.	40000115	2019-21 Reducing Toxic Diesel Emissions.....	877
88.	30000740	Water Irrigation Efficiencies Program.....	879
89.	20042951	Twin Lake Aquifer Recharge Project .....	881
90.	30000708	Swift Creek Natural Asbestos Flood Control and Cleanup .....	883
91.	20052852	Quad Cities Water Right Mitigation.....	885
92.	30000213	Watershed Plan Implementation and Flow Achievement .....	887
93.	30000028	Watershed Plan Implementation and Flow Achievement .....	889
94.	20081951	Transfer of Water Rights for Cabin Owners.....	891



461 - Department of Ecology  
 Capital Project Request

2023-25 Biennium

\*

Version: BI Biennial 2023-25 Initial

Report Number: CBS002

Date Run: 9/7/2022 12:28PM

Project Number: 40000337

Project Title: 2021-23 Water Pollution Control Revolving Program

**Description**

Starting Fiscal Year: 2022  
 Project Class: Grant - Pass Through  
 Agency Priority: 0

**Project Summary**

Congress established the Clean Water State Revolving Fund (CWSRF) under Title VI of the federal Clean Water Act to capitalize state-run, low-interest loan programs to finance water quality facilities and activities. The Washington State Water Pollution Control Revolving Account or CWSRF, established under Chapter 90.50A RCW, implemented the loan program to provide low-interest loans to local governments, special purpose districts, and recognized tribes for high -priority water quality projects statewide. Ecology uses these funds to finance planning, designing, acquiring, constructing, and improving water pollution control facilities and for related nonpoint source activities that help meet state and federal water pollution control requirements. Funding will continue essential work through this loan program. Related to Puget Sound Action Agenda implementation. (Water Pollution Control Revolving Account )

**Project Description**

Estimates for capital reappropriation amounts are based on current biennium appropriations minus expenditures through July 2022 Fiscal Month 13.

**Location**

City: Statewide County: Statewide Legislative District: 098

**Project Type**

Grants

**Grant Recipient Organization:** Public entities, local gov'ts, special purpose distr., quasi municipals, federally recognized tribes.

**RCW that establishes grant:** Chapter 90.50A RCW

**Application process used**

Ecology manages an integrated annual funding approach using a joint application, evaluation, and rating and ranking process for the CWSRF, Centennial Clean Water Program, Stormwater Financial Assistance Program, and the Clean Water Act Section 319 federal grant program. The application period begins in August with applications due mid -October. Ecology staff screen, review, and rate and rank the applications from November through December. The evaluation and points are assigned according to an objective rating system that identifies the highest priority water quality needs statewide. In January, Ecology produces a combined draft project list for the Legislature to use during budget considerations. The list becomes final on July 1 or sooner, contingent on capital budget appropriations.

**Growth Management impacts**

N/A

**Funding**

Acct Code	Account Title	Estimated Total	Expenditures		2023-25 Fiscal Period	
			Prior Biennium	Current Biennium	Reapprops	New Approps
727-1	Water Pollution Cont-State	225,000,000			225,000,000	
727-2	Water Pollution Cont-Federal	108,000,000		75,000,000	33,000,000	
<b>Total</b>		<b>333,000,000</b>	<b>0</b>	<b>75,000,000</b>	<b>258,000,000</b>	<b>0</b>

461 - Department of Ecology  
Capital Project Request

2023-25 Biennium

\*

Version: BI Biennial 2023-25 Initial

Report Number: CBS002

Date Run: 9/7/2022 12:28PM

Project Number: 40000337

Project Title: 2021-23 Water Pollution Control Revolving Program

**Funding**

	Future Fiscal Periods			
	<u>2025-27</u>	<u>2027-29</u>	<u>2029-31</u>	<u>2031-33</u>
727-1 Water Pollution Cont-State				
727-2 Water Pollution Cont-Federal				
<b>Total</b>	<b>0</b>	<b>0</b>	<b>0</b>	<b>0</b>

**Operating Impacts**

No Operating Impact

461 - Department of Ecology  
 Capital Project Request

2023-25 Biennium

\*

Version: BI Biennial 2023-25 Initial

Report Number: CBS002

Date Run: 9/8/2022 11:49AM

Project Number: 40000473

Project Title: 2022 Water Pollution Control Revolving Program

**Description**

Starting Fiscal Year: 2022  
 Project Class: Grant  
 Agency Priority: 0

**Project Summary**

Congress established the Clean Water State Revolving Fund (CWSRF) under Title VI of the federal Clean Water Act to capitalize state-run, low-interest loan programs to finance water quality facilities and activities. The Washington State Water Pollution Control Revolving Account or CWSRF, established under Chapter 90.50A RCW, implemented the loan program to provide low-interest loans to local governments, special purpose districts, and recognized tribes for high -priority water quality projects statewide. Ecology uses these funds to finance planning, designing, acquiring, constructing, and improving water pollution control facilities and for related nonpoint source activities that help meet state and federal water pollution control requirements. Funding will continue essential work through this loan program. Related to Puget Sound Action Agenda implementation. (Water Pollution Control Revolving Account )

**Project Description**

Estimates for capital reappropriation amounts are based on current biennium appropriations minus expenditures through July 2022 Fiscal Month 13.

**Location**

City: Statewide

County: Statewide

Legislative District: 098

**Project Type**

Grants

**Grant Recipient Organization:** Public entities, local gov'ts, special purpose distr., quasi municipals, federally recognized Tribes.

**RCW that establishes grant:** Chapter 90.50A RCW

**Application process used**

Ecology manages an integrated annual funding approach using a joint application, evaluation, and rating and ranking process for the CWSRF, Centennial Clean Water Program, Stormwater Financial Assistance Program, and the Clean Water Act Section 319 federal grant program. The application period begins in August with applications due mid -October. Ecology staff screen, review, and rate and rank the applications from November through December. In early November the funding application list is available for each fiscal year funding cycle and is provided to the Governor's office and key Legislators. The evaluation and points are assigned according to an objective rating system that identifies the highest priority water quality needs statewide. In January, Ecology produces a combined draft project list for the Legislature to use during budget considerations. The list becomes final on July 1 or sooner, contingent on capital budget appropriations.

**Growth Management impacts**

N/A

**Funding**

Acct Code	Account Title	Estimated Total	Expenditures		2023-25 Fiscal Period	
			Prior Biennium	Current Biennium	Reapprops	New Approps
727-1	Water Pollution Cont-State	200,000,000			200,000,000	
	<b>Total</b>	<b>200,000,000</b>	<b>0</b>	<b>0</b>	<b>200,000,000</b>	<b>0</b>

461 - Department of Ecology  
Capital Project Request

2023-25 Biennium

\*

Version: BI Biennial 2023-25 Initial

Report Number: CBS002

Date Run: 9/8/2022 11:49AM

Project Number: 40000473

Project Title: 2022 Water Pollution Control Revolving Program

**Funding**

	Future Fiscal Periods			
	<u>2025-27</u>	<u>2027-29</u>	<u>2029-31</u>	<u>2031-33</u>
727-1 Water Pollution Cont-State				
<b>Total</b>	<b>0</b>	<b>0</b>	<b>0</b>	<b>0</b>

**Operating Impacts**

No Operating Impact

461 - Department of Ecology  
 Capital Project Request

2023-25 Biennium

\*

Version: BI Biennial 2023-25 Initial

Report Number: CBS002

Date Run: 9/7/2022 12:06PM

Project Number: 40000110

Project Title: 2019-21 Water Pollution Control Revolving Program

**Description**

Starting Fiscal Year: 2020  
 Project Class: Grant - Pass Through  
 Agency Priority: 0

**Project Summary**

Congress established the Clean Water State Revolving Fund (CWSRF) under Title VI of the federal Clean Water Act to capitalize state-run, low-interest loan programs to finance water quality facilities and activities. The Washington State Water Pollution Control Revolving Account or CWSRF, established under Chapter 90.50A RCW, implemented the loan program to provide low-interest loans to local governments, special purpose districts, and recognized tribes for high -priority water quality projects statewide. Ecology uses these funds to finance planning, designing, acquiring, constructing, and improving water pollution control facilities and for related nonpoint source activities that help meet state and federal water pollution control requirements. Ecology is requesting reappropriation to continue essential work through this loan program. Related to Puget Sound Action Agenda implementation. (Water Pollution Control Revolving Account )

**Project Description**

Estimates for capital reappropriation amounts are based on current biennium appropriations minus expenditures through July 2022 Fiscal Month 13.

**Location**

City: Statewide County: Statewide Legislative District: 098

**Project Type**

Grants

**Grant Recipient Organization:** Public entities, local gov'ts, special purpose distr., quasi municipals, fed. recognized tribes.

**RCW that establishes grant:** Chapter 90.50A RCW

**Application process used**

Ecology manages an integrated annual funding approach using a joint application, evaluation, and rating and ranking process for the CWSRF, Centennial Clean Water Program, Stormwater Financial Assistance Program, and the Clean Water Act Section 319 federal grant program. The application period begins in August with applications due mid -October. Ecology staff screen, review, and rate and rank the applications from November through December. The evaluation and points are assigned according to an objective rating system that identifies the highest priority water quality needs statewide. In January, Ecology produces a combined draft project list for the Legislature to use during budget considerations. The list becomes final on July 1 or sooner, contingent on capital budget appropriations.

**Growth Management impacts**

N/A

**Funding**

Acct Code	Account Title	Estimated Total	Expenditures		2023-25 Fiscal Period	
			Prior Biennium	Current Biennium	Reapprops	New Approps
727-1	Water Pollution Cont-State	148,000,000			148,000,000	
727-2	Water Pollution Cont-Federal	56,000,000	2,431,000	53,569,000		
	<b>Total</b>	<b>204,000,000</b>	<b>2,431,000</b>	<b>53,569,000</b>	<b>148,000,000</b>	<b>0</b>

461 - Department of Ecology  
Capital Project Request

2023-25 Biennium

\*

Version: BI Biennial 2023-25 Initial

Report Number: CBS002

Date Run: 9/7/2022 12:06PM

Project Number: 40000110

Project Title: 2019-21 Water Pollution Control Revolving Program

**Funding**

	Future Fiscal Periods			
	<u>2025-27</u>	<u>2027-29</u>	<u>2029-31</u>	<u>2031-33</u>
727-1 Water Pollution Cont-State				
727-2 Water Pollution Cont-Federal				
<b>Total</b>	<b>0</b>	<b>0</b>	<b>0</b>	<b>0</b>

**Operating Impacts**

No Operating Impact

461 - Department of Ecology  
 Capital Project Request

2023-25 Biennium

\*

Version: BI Biennial 2023-25 Initial

Report Number: CBS002

Date Run: 9/7/2022 12:02PM

Project Number: 40000018

Project Title: VW Settlement Funded Projects

**Description**

Starting Fiscal Year: 2018  
 Project Class: Grant - Pass Through  
 Agency Priority: 0

**Project Summary**

The U.S. Department of Justice penalized Volkswagen AG (VW) for knowingly selling diesel vehicles that violated the federal Clean Air Act, emitting up to 40 times the permitted levels of harmful air pollutants. VW entered into multiple consent decrees with the U.S. to settle consumer and environmental damages. Under the settlement, Washington is eligible to receive \$112.7 million to be spent over ten years. The funds are held in a trust outside of the state treasury. Ecology is requesting reappropriation to fund projects, consistent with the consent decrees, that will significantly reduce transportation -related toxic air pollution and offset the public health damage caused by the violating VW vehicles. The consent decrees define how the funds can be used to reduce emissions. Related to Puget Sound Action Agenda implementation. (General Fund-Private/Local)

**Project Description**

Estimates for capital reappropriation amounts are based on current biennium appropriations minus expenditures through July 2022 Fiscal Month 13.

This project requires a total of 6.84 FTEs. These staff develop associated policy, communicate, and implement the investment of funds including ongoing coordination with the multi -agency steering committee, the Governor's policy staff, three multi-agency workgroups, and legislative staff when required. They are tasked with ensuring all projects meet the federal settlement project, reporting, and Trustee requirements. In addition, these staff administer the program, including soliciting applications, drafting grant guidelines, contracting with grant recipients, contracting with technology and service vendors, providing technical assistance, processing vendor/recipient payments, and closing grant awards. Staff also provide program oversight including, developing award category guidelines, developing materials, outreach, and training to prospective applicants, trustee coordination, award tracking, and overall financial management of the program. Under the terms of the VW Settlement, Beneficiaries may cover administrative costs associated with implementing eligible mitigation plans, up to 15% of the total mitigation plan cost.

**Project Type**

Grants

Grant Recipient Organization: N/A

RCW that establishes grant: N/A

Application process used

N/A

**Growth Management impacts**

N/A

**Funding**

Acct Code	Account Title	Estimated Total	Expenditures		2023-25 Fiscal Period	
			Prior Biennium	Current Biennium	Reappropriations	New Appropriations
001-7	General Fund-Private/Local	112,700,000	12,964,000	8,805,000	90,931,000	
	<b>Total</b>	<b>112,700,000</b>	<b>12,964,000</b>	<b>8,805,000</b>	<b>90,931,000</b>	<b>0</b>

461 - Department of Ecology  
Capital Project Request

2023-25 Biennium

\*

Version: BI Biennial 2023-25 Initial

Report Number: CBS002

Date Run: 9/7/2022 12:02PM

Project Number: 40000018

Project Title: VW Settlement Funded Projects

**Funding**

		Future Fiscal Periods			
		2025-27	2027-29	2029-31	2031-33
001-7	General Fund-Private/Local				
	<b>Total</b>	<b>0</b>	<b>0</b>	<b>0</b>	<b>0</b>

**Operating Impacts**

No Operating Impact



461 - Department of Ecology  
 Capital Project Request

2023-25 Biennium

\*

Version: BI Biennial 2023-25 Initial

Report Number: CBS002

Date Run: 9/8/2022 11:26AM

Project Number: 40000336

Project Title: 2021-23 Stormwater Financial Assistance Program

**Description**

Starting Fiscal Year: 2022  
 Project Class: Grant - Pass Through  
 Agency Priority: 0

**Project Summary**

Ecology’s Stormwater Financial Assistance Program (SFAP) provides grants to public entities to finance stormwater retrofit projects that treat polluted stormwater in priority areas throughout the state. SFAP funding will be awarded through an integrated competitive rating and ranking process to ensure projects provide good water quality value and address problems from existing urban development. This funding will continue work by local governments to help reduce toxics and other pollution from entering our waterways and protect our marine waters, estuaries, lakes, rivers, and groundwater resources. Related to the Puget Sound Action Agenda implementation. (Model Toxics Control Stormwater Account )

**Project Description**

Estimates for capital reappropriation amounts are based on current biennium appropriations minus expenditures through July 2022 Fiscal Month 13.

**Location**

City: Statewide County: Statewide Legislative District: 098

**Project Type**

Grants

Grant Recipient Organization: Counties, cities, towns, and port districts

RCW that establishes grant: RCW 70A.305.200

**Application process used**

Ecology manages an integrated annual funding approach using a joint application, evaluation, and rating and ranking process for the SRF, Centennial Clean Water Program, Stormwater Financial Assistance Program, and the Clean Water Act Section 319 federal grant program. The application period begins in August with applications due mid -October. Ecology staff screen, review, and rate and rank the applications from November through December. The evaluation and points are assigned according to an objective rating system that identifies the highest priority water quality needs statewide. In January, Ecology produces a combined draft project list for the Legislature to use during budget considerations. The list becomes final on July 1 or sooner, contingent on Capital Budget appropriations. Costs include maintenance and updates to the grant/loan applications in the agency’s grant and loan system.

**Growth Management impacts**

N/A

**Funding**

Acct Code	Account Title	Estimated Total	Expenditures		2023-25 Fiscal Period	
			Prior Biennium	Current Biennium	Reappropriations	New Appropriations
23R-1	MTC Stormw Account-State	75,000,000		3,676,000	71,324,000	
	<b>Total</b>	<b>75,000,000</b>	<b>0</b>	<b>3,676,000</b>	<b>71,324,000</b>	<b>0</b>
<b>Future Fiscal Periods</b>						
		<u>2025-27</u>	<u>2027-29</u>	<u>2029-31</u>	<u>2031-33</u>	

461 - Department of Ecology  
Capital Project Request

2023-25 Biennium

\*

Version: BI Biennial 2023-25 Initial

Report Number: CBS002

Date Run: 9/8/2022 11:26AM

Project Number: 40000336

Project Title: 2021-23 Stormwater Financial Assistance Program

**Funding**

		Future Fiscal Periods			
		2025-27	2027-29	2029-31	2031-33
23R-1	MTC Stormw Account-State				
	<b>Total</b>	<b>0</b>	<b>0</b>	<b>0</b>	<b>0</b>

**Operating Impacts**

No Operating Impact

461 - Department of Ecology  
 Capital Project Request

2023-25 Biennium

\*

Version: BI Biennial 2023-25 Initial

Report Number: CBS002

Date Run: 9/8/2022 11:23AM

Project Number: 40000304

Project Title: 2021-23 Remedial Action Grant Program

**Description**

Starting Fiscal Year: 2022  
 Project Class: Grant  
 Agency Priority: 0

**Project Summary**

Ecology manages the Remedial Action Grant (RAG) program to help local governments clean up contaminated sites in Washington. This funding will fund pass-through grants for ready-to-proceed projects. RAGs support cleanup at contaminated industrial sites that impact the air, land, and water resources of the state, and the continued cleanup of Puget Sound. This grant funding will protect public and environmental health, create jobs, promote economic redevelopment by allowing contaminated properties to be redeveloped, and leverage local match funding for this work. Related to Puget Sound Action Agenda Implementation. (Model Toxics Control Capital Account )

**Project Description**

Estimates for capital reappropriation amounts are based on current biennium appropriations minus expenditures through July 2022 Fiscal Month 13.

**Location**

City: Statewide County: Statewide Legislative District: 098

**Project Type**

Grants

Grant Recipient Organization: Local Government

RCW that establishes grant: Chapter 70A.305 RCW

**Application process used**

Project solicitation. (1) Biennially, Ecology will solicit project proposals from local governments to develop its budget and update the MTCA Ten-Year Financing Plan for the RAG program. (2) Legislative Action. Projects are ranked and included in Ecology's budget for legislative action. (3) Finalize application. Once the budget is passed by the Legislature, recipients are notified and required to work with Ecology to complete any additional application information and submit the information on electronic forms provided by Ecology. For multi-biennial oversight RAG projects, an application must be submitted before each biennium for which additional funds are requested. (4) Agreement development. Ecology uses the information in the application to negotiate with the applicant the final scope of work and budget for the grant and develop the agreement. Costs include maintenance and updates to the grant/loan applications in the agency's grant and loan system.

**Growth Management impacts**

Supports redevelopment of brownfield properties in urban areas.

**Funding**

Acct Code	Account Title	Estimated Total	Expenditures		2023-25 Fiscal Period	
			Prior Biennium	Current Biennium	Reappropriations	New Appropriations
23N-1	MTC Capital Account-State	71,194,000		739,000	70,455,000	
	<b>Total</b>	<b>71,194,000</b>	<b>0</b>	<b>739,000</b>	<b>70,455,000</b>	<b>0</b>
<b>Future Fiscal Periods</b>						
		<u>2025-27</u>	<u>2027-29</u>	<u>2029-31</u>	<u>2031-33</u>	

461 - Department of Ecology  
Capital Project Request

2023-25 Biennium

\*

Version: BI Biennial 2023-25 Initial

Report Number: CBS002

Date Run: 9/8/2022 11:23AM

Project Number: 40000304

Project Title: 2021-23 Remedial Action Grant Program

**Funding**

	Future Fiscal Periods			
	<u>2025-27</u>	<u>2027-29</u>	<u>2029-31</u>	<u>2031-33</u>
23N-1 MTC Capital Account-State				
<b>Total</b>	<b>0</b>	<b>0</b>	<b>0</b>	<b>0</b>

**Operating Impacts**

No Operating Impact

461 - Department of Ecology  
 Capital Project Request

2023-25 Biennium

\*

Version: BI Biennial 2023-25 Initial

Report Number: CBS002

Date Run: 9/8/2022 11:40AM

Project Number: 40000387

Project Title: 2021-23 Chehalis Basin Strategy

**Description**

Starting Fiscal Year: 2022  
 Project Class: Grant - Pass Through  
 Agency Priority: 0

**Project Summary**

In the Chehalis River basin, five of the largest recorded floods have occurred during the last 30 years. Habitat for salmon and other aquatic species has been severely degraded. Climate change is making both flood and fish problems worse. Without aggressive action, the best available science predicts that by late 21st century, thousands of homes in the Basin will be at risk, increased flooding will close U.S. Interstate 5 more often, communities will experience up to \$3.5 billion in flood-related damages, and the survival of the basin's spring-run Chinook populations will be imperiled. At the direction of the Washington State Legislature, a diverse set of stakeholders overseen by the Chehalis Basin Board, and supported by Ecology's Office of Chehalis Basin, are developing a comprehensive, long-term Chehalis Basin Strategy to reduce flood-related damage, restore aquatic habitat for salmon and other native species, and provide other public benefits. Ecology is requesting funding to continue implementing the Strategy in cooperation with local, tribal, and state partners. (State Building Construction Account)

**Project Description**

Estimates for capital reappropriation amounts are based on current biennium appropriations minus expenditures through July 2022 Fiscal Month 13.

**Location**

City: Statewide County: Statewide Legislative District: 098

**Project Type**

Grants

Grant Recipient Organization: State, local, tribal, and community groups, agencies, and contractors

RCW that establishes grant: RCW 43.21A.730 -.733

**Application process used**

Fiscal management is provided through RCO, so no new grant program needs to be set up/modified at Ecology. Project lists are created through application of ranking criteria approved by the Chehalis Basin Board. Local flood damage reduction projects are evaluated by the Flood Authority, which recommends a ranked list to the Chehalis Basin Board. The Board approves the final ranked list for funding. Aquatic Species Restoration Plan projects are identified and evaluated by the ASRP Steering Committee that recommends a list of projects to the Board. The Board approves the final list of ASRP projects for funding. The OCB oversees the implementation of the projects, and contracts with RCO for fiscal management of the grant funds.

**Growth Management impacts**

N/A

**Funding**

Acct Code	Account Title	Estimated Total	Expenditures		2023-25 Fiscal Period	
			Prior Biennium	Current Biennium	Reapprops	New Approps
057-1	State Bldg Constr-State	70,000,000		12,201,000	57,799,000	
	<b>Total</b>	<b>70,000,000</b>	<b>0</b>	<b>12,201,000</b>	<b>57,799,000</b>	<b>0</b>

461 - Department of Ecology  
Capital Project Request

2023-25 Biennium

\*

Version: BI Biennial 2023-25 Initial

Report Number: CBS002

Date Run: 9/8/2022 11:40AM

Project Number: 40000387

Project Title: 2021-23 Chehalis Basin Strategy

**Funding**

		Future Fiscal Periods			
		2025-27	2027-29	2029-31	2031-33
057-1	State Bldg Constr-State				
	<b>Total</b>	<b>0</b>	<b>0</b>	<b>0</b>	<b>0</b>

**Operating Impacts**

No Operating Impact

461 - Department of Ecology  
 Capital Project Request

2023-25 Biennium

\*

Version: BI Biennial 2023-25 Initial

Report Number: CBS002

Date Run: 9/7/2022 1:08PM

Project Number: 40000389

Project Title: 2021-23 Floodplains by Design

**Description**

Starting Fiscal Year: 2022  
 Project Class: Grant  
 Agency Priority: 0

**Project Summary**

In Washington, the costs of flooding exceed all other natural hazards. Since 1980, flooding has caused more than \$2 billion in damages to the state, with highly populated areas in Western Washington most at risk. In the past, solutions to flooding problems were often out of sync with other ecosystem protection or restoration activities. Floodplains by Design is a floodplain management program that uses an integrated approach to managing the state's flood-prone areas. Floodplains by Design combines flood-hazard reduction actions with salmon recovery, habitat restoration, and other community benefits. The program is a public-private partnership between Ecology, The Nature Conservancy, and the Puget Sound Partnership. Related to Puget Sound Action Agenda Implementation. (State Building Construction Account )

**Project Description**

Estimates for capital reappropriation amounts are based on current biennium appropriations minus expenditures through July 2022 Fiscal Month 13.

**Location**

City: Statewide

County: Statewide

Legislative District: 098

**Project Type**

Grants

**Grant Recipient Organization:** Local and tribal gov't, flood control and conservation districts, and non-gov't organizations.

**RCW that establishes grant:** N/A

**Application process used**

Pre-applications are screened in March of even years. In August of even years, a technical team of flood risk and ecosystem restoration experts do the project scoring following program funding guidelines. Costs include maintenance and updates to the grant/loan applications in the agency's grant and loan system.

**Growth Management impacts**

N/A

**Funding**

Acct Code	Account Title	Estimated Total	Expenditures		2023-25 Fiscal Period	
			Prior Biennium	Current Biennium	Reapprops	New Approps
057-1	State Bldg Constr-State	50,908,000		1,709,000	49,199,000	
	<b>Total</b>	<b>50,908,000</b>	<b>0</b>	<b>1,709,000</b>	<b>49,199,000</b>	<b>0</b>
<b>Future Fiscal Periods</b>						
		<u>2025-27</u>	<u>2027-29</u>	<u>2029-31</u>	<u>2031-33</u>	
057-1	State Bldg Constr-State					
	<b>Total</b>	<b>0</b>	<b>0</b>	<b>0</b>	<b>0</b>	

**461 - Department of Ecology  
Capital Project Request**

**2023-25 Biennium**

\*

**Version:** BI Biennial 2023-25 Initial

**Report Number:** CBS002

**Date Run:** 9/7/2022 1:08PM

**Project Number:** 40000389

**Project Title:** 2021-23 Floodplains by Design

**Operating Impacts**

---

**No Operating Impact**



461 - Department of Ecology  
 Capital Project Request

2023-25 Biennium

\*

Version: BI Biennial 2023-25 Initial

Report Number: CBS002

Date Run: 9/8/2022 11:16AM

Project Number: 40000209

Project Title: 2019-21 Chehalis Basin Strategy

**Description**

Starting Fiscal Year: 2020  
 Project Class: Grant - Pass Through  
 Agency Priority: 0

**Project Summary**

The Chehalis River Basin is at a crossroads. In the last 30 years alone, five of the largest floods in the Basin's recorded history have occurred. Not taking action could cost families and communities \$3.5 billion in flood and related damages over the next 100 years. It could cost even more with climate change impacts. Also, salmon and other aquatic species' habitats have been degraded and survival of spring Chinook populations severely threatened. In 2016, the Legislature established the Office of Chehalis Basin in Ecology to aggressively pursue and oversee the implementation of an integrated Chehalis Basin Strategy to reduce long-term flood damage and restore aquatic species habitat in the Basin. Ecology requests funding for ongoing development and implementation of the Chehalis Basin Strategy (State Building Construction Account).

**Project Description**

Estimates for capital reappropriation amounts are based on current biennium appropriations minus expenditures through July 2022 Fiscal Month 13.

**Location**

City: Statewide County: Statewide Legislative District: 098

**Project Type**

Grants

Grant Recipient Organization: State, local, tribal, and community groups, agencies, and contractors

RCW that establishes grant: N/A

**Application process used**

Fiscal management of projects is provided through the Recreation and Conservation Office. Project lists are created through applying ranking criteria approved by the Chehalis Basin Board. Local flood damage reduction projects are evaluated by the Flood Authority, which recommends a ranked list to the Chehalis Basin Board. The Board approves the final list for funding. Aquatic Species Restoration Plan projects are identified and evaluated by the ASRP Steering Committee that recommends a list of projects to the Board. The Board approves the final list of ASRP projects for funding. The OCB oversees the implementation of the projects, and contracts with RCO for fiscal management of the grant funds.

**Growth Management impacts**

N/A

**Funding**

Acct Code	Account Title	Estimated Total	Expenditures		2023-25 Fiscal Period	
			Prior Biennium	Current Biennium	Reappropriations	New Appropriations
057-1	State Bldg Constr-State	73,907,000	12,623,000	15,433,000	45,851,000	
	<b>Total</b>	<b>73,907,000</b>	<b>12,623,000</b>	<b>15,433,000</b>	<b>45,851,000</b>	<b>0</b>
<b>Future Fiscal Periods</b>						
		<u>2025-27</u>	<u>2027-29</u>	<u>2029-31</u>	<u>2031-33</u>	
057-1	State Bldg Constr-State					

461 - Department of Ecology  
Capital Project Request

2023-25 Biennium

\*

Version: BI Biennial 2023-25 Initial

Report Number: CBS002

Date Run: 9/8/2022 11:16AM

Project Number: 40000209

Project Title: 2019-21 Chehalis Basin Strategy

Funding				
Total	0	0	0	0

Operating Impacts

No Operating Impact

461 - Department of Ecology  
 Capital Project Request

2023-25 Biennium

\*

Version: BI Biennial 2023-25 Initial

Report Number: CBS002

Date Run: 9/7/2022 1:12PM

Project Number: 40000399

Project Title: 2021-23 Columbia River Water Supply Development Program

**Description**

Starting Fiscal Year: 2022  
 Project Class: Grant  
 Agency Priority: 0

**Project Summary**

Ecology is requesting funding to continue implementing the Columbia River Basin Water Supply Development Program (Chapter 90.90 RCW). This will fund projects that are in various stages of completion and provide the Office of Columbia River with the resources needed to make substantial progress. Specifically, these funds will provide an alternative to groundwater for agricultural users in the Odessa Subarea aquifer; deliver new sources of water supply for pending water right applications; develop a new, uninterrupted water supply for those presently subject to interruption during times of drought or low flows; develop new municipal, domestic, industrial, and irrigation water throughout the Columbia River Basin; and place one-third of these new water supplies in-stream to meet the flow needs of fish, wildlife and recreational users. With this investment, Ecology will help meet priority needs of the water users in the Columbia River Basin. (State Building Construction Account, Columbia River Basin Water Supply Revenue Recovery Account )

**Project Description**

Estimates for capital reappropriation amounts are based on current biennium appropriations minus expenditures through July 2022 Fiscal Month 13.

**Location**

City: Statewide

County: Statewide

Legislative District: 098

**Project Type**

Grants

Grant Recipient Organization: Local Entities

RCW that establishes grant: N/A

**Application process used**

Competitive grants to local entities for projects developed in cooperation with the Columbia River Basin Policy Advisory Group. Costs include maintenance and updates to the grant/loan applications in the agency's grant and loan system.

**Growth Management impacts**

N/A

**Funding**

Acct Code	Account Title	Estimated Total	Expenditures		2023-25 Fiscal Period	
			Prior Biennium	Current Biennium	Reappropriations	New Appropriations
057-1	State Bldg Constr-State	43,500,000		481,000	43,019,000	
296-1	Col River Bas Wtr Su-State	1,500,000			1,500,000	
	<b>Total</b>	<b>45,000,000</b>	<b>0</b>	<b>481,000</b>	<b>44,519,000</b>	<b>0</b>
<b>Future Fiscal Periods</b>						
		<u>2025-27</u>	<u>2027-29</u>	<u>2029-31</u>	<u>2031-33</u>	
057-1	State Bldg Constr-State					
296-1	Col River Bas Wtr Su-State					

461 - Department of Ecology  
Capital Project Request

2023-25 Biennium

\*

Version: BI Biennial 2023-25 Initial

Report Number: CBS002

Date Run: 9/7/2022 1:12PM

Project Number: 40000399

Project Title: 2021-23 Columbia River Water Supply Development Program

Funding				
Total	0	0	0	0

Operating Impacts

No Operating Impact

461 - Department of Ecology  
 Capital Project Request

2023-25 Biennium

\*

Version: BI Biennial 2023-25 Initial

Report Number: CBS002

Date Run: 9/7/2022 1:11PM

Project Number: 40000397

Project Title: 2021-23 Streamflow Restoration Program

**Description**

Starting Fiscal Year: 2022  
 Project Class: Grant - Pass Through  
 Agency Priority: 0

**Project Summary**

Ecology is requesting funding to continue implementing Chapter 90.94 RCW Streamflow Restoration Program that was passed in the 2018 legislative session. This will fund projects that implement the Chapter 90.94 RCW local watershed planning process that improves instream flows statewide. This legislation provided \$300 million in bond authorization over 15 years for this work. With this request, Ecology will deliver additional water supplies to improve stream flow conditions for fish and wildlife. (Watershed Restoration and Enhancement Bond Account, Watershed Restoration and Enhancement Taxable Bond Account)

**Project Description**

Estimates for capital reappropriation amounts are based on current biennium appropriations minus expenditures through July 2022 Fiscal Month 13.

**Location**

City: Statewide County: Statewide Legislative District: 098

**Project Type**

Grants

Grant Recipient Organization: Local Entities

RCW that establishes grant: Chapter 90.94 RCW

**Application process used**

Competitive grants to local entities for projects developed in conformance with Chapter 90.94 RCW. Ecology's published guidance outlines our consistent and transparent process for awarding these grants: <https://fortress.wa.gov/ecy/publications/summarypages/1911089.html>. Costs include maintenance and updates to the grant/loan applications in the agency's grant and loan system.

**Growth Management impacts**

N/A

**Funding**

Acct Code	Account Title	Estimated Total	Expenditures		2023-25 Fiscal Period	
			Prior Biennium	Current Biennium	Reappropriations	New Appropriations
366-1	Wtrshd Rst Enhnc Bnd-State	40,000,000			40,000,000	
	<b>Total</b>	<b>40,000,000</b>	<b>0</b>	<b>0</b>	<b>40,000,000</b>	<b>0</b>
<b>Future Fiscal Periods</b>						
		<u>2025-27</u>	<u>2027-29</u>	<u>2029-31</u>	<u>2031-33</u>	
366-1	Wtrshd Rst Enhnc Bnd-State					
	<b>Total</b>	<b>0</b>	<b>0</b>	<b>0</b>	<b>0</b>	

**461 - Department of Ecology  
Capital Project Request**

2023-25 Biennium

\*

**Version:** BI Biennial 2023-25 Initial

**Report Number:** CBS002

**Date Run:** 9/7/2022 1:11PM

**Project Number:** 40000397

**Project Title:** 2021-23 Streamflow Restoration Program

**Operating Impacts**

---

No Operating Impact

461 - Department of Ecology  
 Capital Project Request

2023-25 Biennium

\*

Version: BI Biennial 2023-25 Initial

Report Number: CBS002

Date Run: 9/8/2022 11:18AM

Project Number: 40000211

Project Title: 2019-21 Remedial Action Grants

**Description**

Starting Fiscal Year: 2020  
 Project Class: Grant - Pass Through  
 Agency Priority: 0

**Project Summary**

Ecology manages the Remedial Action Grant (RAG) program to help local governments clean up contaminated sites in Washington. RAGs support cleanup at contaminated industrial sites that impact the air, land, and water resources of the state, and continued cleanup of Puget Sound. This grant funding will protect public and environmental health, create jobs, promote economic redevelopment by allowing contaminated properties to be redeveloped, and leverage local match funding for this work. Related to Puget Sound Action Agenda Implementation. (Model Toxics Control Capital Account )

**Project Description**

Estimates for capital reappropriation amounts are based on current biennium appropriations minus expenditures through July 2022 Fiscal Month 13.

**Location**

City: Statewide County: Statewide Legislative District: 098

**Project Type**

Grants

Grant Recipient Organization: Local Government

RCW that establishes grant: Chapter 70A.305 RCW

**Application process used**

1) Project solicitation. Biennially, Ecology will solicit project proposals from local governments to develop its budget and update the MTCA Ten-Year Financing Plan for the RAG program. (2) Legislative Action. Projects are ranked and included in Ecology's budget for legislative action. (3) Finalize application. Once the budget is passed by the Legislature, recipients are notified and required to work with Ecology to complete any additional application information and submit the information on electronic forms provided by Ecology. For multi-biennial oversight RAG projects, an application must be submitted before each biennium for which additional funds are requested. (4) Agreement development. Ecology uses the information in the application to negotiate with the applicant the final scope of work and budget for the grant and develop the agreement.

**Growth Management impacts**

Supports redevelopment of brownfield properties in urban areas.

**Funding**

Acct Code	Account Title	Estimated Total	Expenditures		2023-25 Fiscal Period	
			Prior Biennium	Current Biennium	Reappropriations	New Appropriations
23N-1	MTC Capital Account-State	48,996,000	3,772,000	5,311,000	39,913,000	
	<b>Total</b>	<b>48,996,000</b>	<b>3,772,000</b>	<b>5,311,000</b>	<b>39,913,000</b>	<b>0</b>
<b>Future Fiscal Periods</b>						
		<u>2025-27</u>	<u>2027-29</u>	<u>2029-31</u>	<u>2031-33</u>	
23N-1	MTC Capital Account-State	0	0	0	0	
	<b>Total</b>	<b>0</b>	<b>0</b>	<b>0</b>	<b>0</b>	

**461 - Department of Ecology  
Capital Project Request**

2023-25 Biennium

\*

**Version:** BI Biennial 2023-25 Initial

**Report Number:** CBS002

**Date Run:** 9/8/2022 11:18AM

**Project Number:** 40000211

**Project Title:** 2019-21 Remedial Action Grants

**Funding**

---

**Operating Impacts**

---

No Operating Impact



461 - Department of Ecology  
 Capital Project Request

2023-25 Biennium

\*

Version: BI Biennial 2023-25 Initial

Report Number: CBS002

Date Run: 9/7/2022 1:03PM

Project Number: 40000359

Project Title: 2021-23 Centennial Clean Water Program

**Description**

Starting Fiscal Year: 2022  
 Project Class: Grant  
 Agency Priority: 0

**Project Summary**

This funding for Ecology's Centennial Clean Water Program will provide grants to public entities to finance the construction of water pollution control facilities and to plan and implement nonpoint pollution control activities. Ecology distributes the funds through a statewide competitive rating and ranking process. Grant recipients are public entities that use the funds to address high priority statewide water quality needs. The work done by public entities using these funds is an integral and essential part of the state's strategy to reduce pollution and protect our marine waters, estuaries, lakes, rivers, and groundwater resources. The Centennial Clean Water Program is a critical program for meeting the clean water needs for small disadvantaged communities. Related to Puget Sound Action Agenda Implementation. (State Building Construction Account )

**Project Description**

Estimates for capital reappropriation amounts are based on current biennium appropriations minus expenditures through July 2022 Fiscal Month 13.

**Location**

City: Statewide County: Statewide Legislative District: 098

**Project Type**

Grants

**Grant Recipient Organization:** Public entities, local gov'ts, special purpose distr., quasi municipals, fed. recognized tribes.

**RCW that establishes grant:** Chapter 70.146 RCW

**Application process used**

Ecology manages an integrated annual funding approach using a joint application, evaluation, and rating and ranking process for the SRF, Centennial Clean Water Program, Stormwater Financial Assistance Program, and the Clean Water Act Section 319 federal grant program. The application period begins in August with applications due mid -October. Ecology staff screen, review, and rate and rank the applications from November through December. The evaluation and points are assigned according to an objective rating system that identifies the highest priority water quality needs statewide. In January, Ecology produces a combined draft project list for the Legislature to use during budget considerations. The list becomes final on July 1 or sooner, contingent on Capital Budget appropriations. Costs include maintenance and updates to the grant/loan applications in the agency's grant and loan system.

**Growth Management impacts**

N/A

**Funding**

Acct Code	Account Title	Estimated Total	Expenditures		2023-25 Fiscal Period	
			Prior Biennium	Current Biennium	Reapprops	New Approps
23N-1	MTC Capital Account-State	40,000,000		492,000	39,508,000	
	<b>Total</b>	<b>40,000,000</b>	<b>0</b>	<b>492,000</b>	<b>39,508,000</b>	<b>0</b>

**Future Fiscal Periods**

461 - Department of Ecology  
Capital Project Request

2023-25 Biennium

\*

Version: BI Biennial 2023-25 Initial

Report Number: CBS002

Date Run: 9/7/2022 1:03PM

Project Number: 40000359

Project Title: 2021-23 Centennial Clean Water Program

**Funding**

	<u>2025-27</u>	<u>2027-29</u>	<u>2029-31</u>	<u>2031-33</u>
23N-1 MTC Capital Account-State				
<b>Total</b>	<b>0</b>	<b>0</b>	<b>0</b>	<b>0</b>

**Operating Impacts**

No Operating Impact

461 - Department of Ecology  
 Capital Project Request

2023-25 Biennium

\*

Version: BI Biennial 2023-25 Initial

Report Number: CBS002

Date Run: 9/8/2022 10:59AM

Project Number: 40000144

Project Title: 2019-21 Stormwater Financial Assistance Program

**Description**

Starting Fiscal Year: 2020  
 Project Class: Grant - Pass Through  
 Agency Priority: 0

**Project Summary**

The Stormwater Financial Assistance Program (SFAP) provides grants to public entities to finance stormwater retrofit projects that treat polluted stormwater in priority areas throughout the state. Ecology distributes funds through a competitive rating and ranking process to ensure projects provide good water quality value and address problems from existing urban development. This funding will continue work by local governments to help reduce toxics and other pollution from entering our waterways and protect our marine waters, estuaries, lakes, rivers, and groundwater resources. Related to Puget Sound Action Agenda implementation. (Model Toxics Control Stormwater Account )

**Project Description**

Estimates for capital reappropriation amounts are based on current biennium appropriations minus expenditures through July 2022 Fiscal Month 13.

**Project Type**

Grants

Grant Recipient Organization: Counties, cities, towns, and port districts

RCW that establishes grant: N/A

**Application process used**

Ecology manages an integrated annual funding approach using a joint application, evaluation, and rating and ranking process for the SRF, Centennial Clean Water Program, Stormwater Financial Assistance Program, and the Clean Water Act Section 319 federal grant program. The application period begins in August with applications due mid -October. Ecology staff screen, review, and rate and rank the applications from November through December. The evaluation and points are assigned according to an objective rating system that identifies the highest priority water quality needs statewide. In January, Ecology produces a combined draft project list for the Legislature to use during budget considerations. The list becomes final on July 1 or sooner, contingent on Capital Budget appropriations.

**Growth Management impacts**

N/A

**Funding**

Acct Code	Account Title	Estimated Total	Expenditures		2023-25 Fiscal Period	
			Prior Biennium	Current Biennium	Reapprops	New Approps
23R-1	MTC Stormw Account-State	49,006,000	6,014,000	10,680,000	32,312,000	
	<b>Total</b>	<b>49,006,000</b>	<b>6,014,000</b>	<b>10,680,000</b>	<b>32,312,000</b>	<b>0</b>
<b>Future Fiscal Periods</b>						
		<u>2025-27</u>	<u>2027-29</u>	<u>2029-31</u>	<u>2031-33</u>	
23R-1	MTC Stormw Account-State					
	<b>Total</b>	<b>0</b>	<b>0</b>	<b>0</b>	<b>0</b>	

**461 - Department of Ecology  
Capital Project Request**

2023-25 Biennium

\*

**Version:** BI Biennial 2023-25 Initial

**Report Number:** CBS002

**Date Run:** 9/8/2022 10:59AM

**Project Number:** 40000144

**Project Title:** 2019-21 Stormwater Financial Assistance Program

**Operating Impacts**

---

No Operating Impact

461 - Department of Ecology  
 Capital Project Request

2023-25 Biennium

\*

Version: BI Biennial 2023-25 Initial

Report Number: CBS002

Date Run: 9/7/2022 12:12PM

Project Number: 40000129

Project Title: 2019-21 Floodplains by Design

**Description**

Starting Fiscal Year: 2020  
 Project Class: Grant - Pass Through  
 Agency Priority: 0

**Project Summary**

In Washington, damages from flooding exceed damage by all other natural hazards. Since 1980, flooding has caused more than \$2 billion in damages, with highly populated areas in Western Washington most at risk. Past solutions to address flooding were often out of step with other ecosystem protection or restoration activities. Floodplains by Design is an integrated approach that combines flood-hazard reduction actions with salmon recovery, river and habitat restoration, and other public benefits. Floodplains by Design is a public-private partnership between Ecology, The Nature Conservancy, and Puget Sound Partnership. Related to Puget Sound Action Agenda Implementation. (State Building Construction Account )

**Project Description**

Estimates for capital reappropriation amounts are based on current biennium appropriations minus expenditures through July 2022 Fiscal Month 13.

**Location**

City: Statewide

County: Statewide

Legislative District: 098

**Project Type**

Grants

**Grant Recipient Organization:** Local and tribal gov't, flood control and conservation districts, and non-gov't organizations.

**RCW that establishes grant:** N/A

**Application process used**

Pre-applications are screened in March of even years. In August, a technical team of flood risk and ecosystem restoration experts do the project scoring following program funding guidelines.

**Growth Management impacts**

N/A

**Funding**

Acct Code	Account Title	Estimated Total	Expenditures		2023-25 Fiscal Period	
			Prior Biennium	Current Biennium	Reappropriations	New Appropriations
057-1	State Bldg Constr-State	50,400,000	8,465,000	11,432,000	30,503,000	
	<b>Total</b>	<b>50,400,000</b>	<b>8,465,000</b>	<b>11,432,000</b>	<b>30,503,000</b>	<b>0</b>
<b>Future Fiscal Periods</b>						
		<u>2025-27</u>	<u>2027-29</u>	<u>2029-31</u>	<u>2031-33</u>	
057-1	State Bldg Constr-State					
	<b>Total</b>	<b>0</b>	<b>0</b>	<b>0</b>	<b>0</b>	

**Operating Impacts**

**461 - Department of Ecology  
Capital Project Request**

2023-25 Biennium

\*

**Version:** BI Biennial 2023-25 Initial

**Report Number:** CBS002

**Date Run:** 9/7/2022 12:12PM

**Project Number:** 40000129

**Project Title:** 2019-21 Floodplains by Design

**Operating Impacts**

---

No Operating Impact

461 - Department of Ecology  
Capital Project Request

2023-25 Biennium

\*

Version: BI Biennial 2023-25 Initial

Report Number: CBS002

Date Run: 9/8/2022 11:09AM

Project Number: 40000152

Project Title: 2019-21 Columbia River Water Supply Development Program

**Description**

Starting Fiscal Year: 2020  
Project Class: Grant  
Agency Priority: 0

**Project Summary**

Ecology is requesting reappropriation to continue implementing the Columbia River Basin Water Supply Development Program (Chapter 90.90 RCW). This request will fund projects that are in various stages of completion and provide the Office of Columbia River with resources needed to achieve substantial progress. Specifically, these funds will provide an alternative to groundwater for agricultural users in the Odessa Subarea aquifer; deliver new sources of water supply for pending water right applications; develop a new, uninterrupted water supply for those presently subject to interruption during times of drought or low flows; develop new municipal, domestic, industrial, and irrigation water throughout the Columbia River Basin; and place one-third of these new water supplies in -stream to meet the flow needs of fish, wildlife and recreational users. (State Building Construction Account, State Taxable Building Construction Account, Columbia River Basin Water Supply Revenue Recovery Account)

**Project Description**

Estimates for capital reappropriation amounts are based on current biennium appropriations minus expenditures through July 2022 Fiscal Month 13.

**Location**

City: Statewide

County: Statewide

Legislative District: 098

**Project Type**

Grants

Grant Recipient Organization: Local Entities

RCW that establishes grant: N/A

**Application process used**

Competitive grants to local entities for projects developed in cooperation with the Columbia River Basin Policy Advisory Group.

**Growth Management impacts**

N/A

**Funding**

Acct Code	Account Title	Estimated Total	Expenditures		2023-25 Fiscal Period	
			Prior Biennium	Current Biennium	Reappropriations	New Appropriations
057-1	State Bldg Constr-State	27,100,000	6,148,000	3,224,000	17,728,000	
296-1	Col River Bas Wtr Su-State	2,400,000			2,400,000	
355-1	St. Bld Const Acct-State	10,500,000		140,000	10,360,000	
<b>Total</b>		<b>40,000,000</b>	<b>6,148,000</b>	<b>3,364,000</b>	<b>30,488,000</b>	<b>0</b>
<b>Future Fiscal Periods</b>						
		<u>2025-27</u>	<u>2027-29</u>	<u>2029-31</u>	<u>2031-33</u>	
057-1	State Bldg Constr-State					

461 - Department of Ecology  
Capital Project Request

2023-25 Biennium

\*

Version: BI Biennial 2023-25 Initial

Report Number: CBS002

Date Run: 9/8/2022 11:09AM

Project Number: 40000152

Project Title: 2019-21 Columbia River Water Supply Development Program

**Funding**

		Future Fiscal Periods			
		2025-27	2027-29	2029-31	2031-33
296-1	Col River Bas Wtr Su-State				
355-1	St. Bld Const Acct-State				
<b>Total</b>		<b>0</b>	<b>0</b>	<b>0</b>	<b>0</b>

**Operating Impacts**

No Operating Impact



461 - Department of Ecology  
 Capital Project Request

2023-25 Biennium

\*

Version: BI Biennial 2023-25 Initial

Report Number: CBS002

Date Run: 9/7/2022 12:17PM

Project Number: 40000177

Project Title: 2019-21 Streamflow Restoration Program

**Description**

Starting Fiscal Year: 2020  
 Project Class: Grant - Pass Through  
 Agency Priority: 0

**Project Summary**

Ecology is requesting reappropriation from the Watershed Restoration and Enhancement Bond Account to continue implementing the 2018 ESSB 6091 Streamflow Restoration Program. This request will fund projects that implement the ESSB 6091 local watershed planning process that improves instream flows statewide. This legislation provided \$300 million in bond authorization over 15 years for this work. With this request, Ecology will deliver additional water supplies to improve stream flow conditions for fish and wildlife. (Watershed Restoration and Enhancement Bond Account )

**Project Description**

Estimates for capital reappropriation amounts are based on current biennium appropriations minus expenditures through July 2022 Fiscal Month 13.

**Location**

City: Statewide

County: Statewide

Legislative District: 098

**Project Type**

Grants

Grant Recipient Organization: Local Entities

RCW that establishes grant: N/A

**Application process used**

Competitive grants to local entities for projects developed in conformance with ESSB 6091.

**Growth Management impacts**

N/A

**Funding**

Acct Code	Account Title	Estimated Total	Expenditures		2023-25 Fiscal Period	
			Prior Biennium	Current Biennium	Reappropriations	New Appropriations
366-1	Wtrshd Rst Enhnc Bnd-State	40,000,000	8,458,000	2,052,000	29,490,000	
366-B	Wtrshd Rst Enhnc Bnd-Debt Limit					
	<b>Total</b>	<b>40,000,000</b>	<b>8,458,000</b>	<b>2,052,000</b>	<b>29,490,000</b>	<b>0</b>
<b>Future Fiscal Periods</b>						
		<u>2025-27</u>	<u>2027-29</u>	<u>2029-31</u>	<u>2031-33</u>	
366-1	Wtrshd Rst Enhnc Bnd-State					
366-B	Wtrshd Rst Enhnc Bnd-Debt Limit					
	<b>Total</b>	<b>0</b>	<b>0</b>	<b>0</b>	<b>0</b>	

**Operating Impacts**

**461 - Department of Ecology  
Capital Project Request**

2023-25 Biennium

\*

**Version:** BI Biennial 2023-25 Initial

**Report Number:** CBS002

**Date Run:** 9/7/2022 12:17PM

**Project Number:** 40000177

**Project Title:** 2019-21 Streamflow Restoration Program

**Operating Impacts**

---

No Operating Impact

461 - Department of Ecology  
 Capital Project Request

2023-25 Biennium

\*

Version: BI Biennial 2023-25 Initial

Report Number: CBS002

Date Run: 9/8/2022 12:52PM

Project Number: 30000796

Project Title: 2017-19 Stormwater Financial Assistance Program

**Description**

Starting Fiscal Year: 2018  
 Project Class: Grant - Pass Through  
 Agency Priority: 0

**Project Summary**

The Stormwater Financial Assistance Program (SFAP) provides grants to public entities to finance stormwater retrofit projects that treat polluted stormwater in priority areas throughout the state. Ecology distributes funds through a competitive rating and ranking process to ensure projects provide good water quality value and address problems from existing urban development. This funding will continue work by local governments to help reduce toxics and other pollution from entering our waterways and protect our marine waters, estuaries, lakes, rivers, and groundwater resources. Related to Puget Sound Action Agenda implementation. (State Building Construction Account, Model Toxics Control Stormwater Account )

**Project Description**

Estimates for capital reappropriation amounts are based on current biennium appropriations minus expenditures through July 2022 Fiscal Month 13.

**Project Type**

Grants

Grant Recipient Organization: N/A

RCW that establishes grant: N/A

**Application process used**

Ecology uses its Environmental Protection Agency (EPA) acclaimed nationwide model that integrates the application evaluation offer process for all its water quality financial assistance programs. Ecology uses statewide workshops and a well-publicized, web-based annual application and proposal evaluation cycle to ensure ample outreach and applicant interest and participation. Completed projects will serve as region -wide models of stormwater management and implementation of innovative Low Impact Development techniques.

**Growth Management impacts**

Growth Management Act (GMA) compliance is strongly encouraged and supported by Ecology. Because other funding sources may require GMA compliance to be eligible for funding, an applicant's GMA status will be reflected in its readiness to proceed at time of application.

**Funding**

Acct Code	Account Title	Estimated Total	Expenditures		2023-25 Fiscal Period	
			Prior Biennium	Current Biennium	Reapprops	New Approps
057-1	State Bldg Constr-State	25,000,000	2,763,000	1,724,000	20,513,000	
173-1	State Toxics Control-State	66,000	66,000			
23R-1	MTC Stormw Account-State	11,334,000	1,760,000	2,653,000	6,921,000	
	<b>Total</b>	<b>36,400,000</b>	<b>4,589,000</b>	<b>4,377,000</b>	<b>27,434,000</b>	<b>0</b>
			Future Fiscal Periods			
			2025-27	2027-29	2029-31	2031-33
057-1	State Bldg Constr-State					
173-1	State Toxics Control-State					

461 - Department of Ecology  
Capital Project Request

2023-25 Biennium

\*

Version: BI Biennial 2023-25 Initial

Report Number: CBS002

Date Run: 9/8/2022 12:52PM

Project Number: 30000796

Project Title: 2017-19 Stormwater Financial Assistance Program

**Funding**

		Future Fiscal Periods			
		<u>2025-27</u>	<u>2027-29</u>	<u>2029-31</u>	<u>2031-33</u>
23R-1	MTC Stormw Account-State				
	<b>Total</b>	<b>0</b>	<b>0</b>	<b>0</b>	<b>0</b>

**Operating Impacts**

No Operating Impact

461 - Department of Ecology  
 Capital Project Request

2023-25 Biennium

\*

Version: BI Biennial 2023-25 Initial

Report Number: CBS002

Date Run: 9/7/2022 1:13PM

Project Number: 40000422

Project Title: 2021-23 Yakima River Basin Water Supply

**Description**

Starting Fiscal Year: 2022  
 Project Class: Grant  
 Agency Priority: 0

**Project Summary**

Current water resources infrastructure, programs, and policies in the Yakima River Basin have not been able to consistently meet the environmental and economic demands that support basin aquatic resources, fish and wildlife habitat, dry -year irrigation, and municipal water supplies. A diverse set of local stakeholders developed the Yakima River Basin Integrated Water Resources Management Plan to provide a comprehensive, long -term water resources and habitat improvement program to address this situation. Ecology is requesting funding to continue implementing this program in cooperation with the U.S. Bureau of Reclamation and local stakeholders. This program will support the regional economy and protect the environment. (State Building Construction Account )

**Project Description**

Estimates for capital reappropriation amounts are based on current biennium appropriations minus expenditures through July 2022 Fiscal Month 13.

**Location**

City: Statewide

County: Statewide

Legislative District: 098

**Project Type**

Grants

Grant Recipient Organization: Local Entities

RCW that establishes grant: Legislative Appropriation

**Application process used**

Competitive grants to local entities for projects developed in cooperation with the Yakima Basin Working group. Costs include maintenance and updates to the grant/loan applications in the agency's grant and loan system.

**Growth Management impacts**

N/A

**Funding**

Acct Code	Account Title	Estimated Total	Expenditures		2023-25 Fiscal Period	
			Prior Biennium	Current Biennium	Reapprops	New Approps
057-1	State Bldg Constr-State	42,000,000		16,575,000	25,425,000	
	<b>Total</b>	<b>42,000,000</b>	<b>0</b>	<b>16,575,000</b>	<b>25,425,000</b>	<b>0</b>
<b>Future Fiscal Periods</b>						
		<u>2025-27</u>	<u>2027-29</u>	<u>2029-31</u>	<u>2031-33</u>	
057-1	State Bldg Constr-State					
	<b>Total</b>	<b>0</b>	<b>0</b>	<b>0</b>	<b>0</b>	

**Operating Impacts**

**461 - Department of Ecology  
Capital Project Request**

2023-25 Biennium

\*

**Version:** BI Biennial 2023-25 Initial

**Report Number:** CBS002

**Date Run:** 9/7/2022 1:13PM

**Project Number:** 40000422

**Project Title:** 2021-23 Yakima River Basin Water Supply

**Operating Impacts**

---

No Operating Impact

461 - Department of Ecology  
 Capital Project Request

2023-25 Biennium

\*

Version: BI Biennial 2023-25 Initial

Report Number: CBS002

Date Run: 9/8/2022 11:53AM

Project Number: 92000076

Project Title: Storm Water Improvements

**Description**

Starting Fiscal Year: 2018  
 Project Class: Grant  
 Agency Priority: 0

**Project Summary**

Ecology manages the Stormwater Financial Assistance Program (SFAP) to provide grants to public entities to finance stormwater retrofit projects that treat polluted stormwater in priority areas throughout Washington. Ecology is requesting reappropriation for this project to continue important stormwater work and keep it in line with the original legislative budget assumptions. (State Building Construction Account )

**Project Description**

Estimates for capital reappropriation amounts are based on current biennium appropriations minus expenditures through July 2022 Fiscal Month 13.

**Location**

City: Statewide County: Statewide Legislative District: 098

**Project Type**

Grants

Grant Recipient Organization: N/A

RCW that establishes grant: N/A

**Application process used**

Ecology uses its Environmental Protection Agency (EPA) acclaimed nationwide model that integrates the application evaluation offer process for all its water quality financial assistance programs. Ecology uses statewide workshops and a well-publicized, web-based annual application and proposal evaluation cycle to ensure ample outreach and applicant interest and participation. Completed projects will serve as region -wide models of stormwater management and implementation of innovative Low Impact Development techniques.

**Growth Management impacts**

Growth Management Act (GMA) compliance is strongly encouraged and supported by Ecology. Because other funding sources may require GMA compliance to be eligible for funding, an applicant's GMA status will be reflected in its readiness to proceed at time of application.

**Funding**

Acct Code	Account Title	Estimated Total	Expenditures		2023-25 Fiscal Period	
			Prior Biennium	Current Biennium	Reappropriations	New Appropriations
057-1	State Bldg Constr-State	60,000,000	31,894,000	5,650,000	22,456,000	
19G-1	ELS Account-State	36,966,000	36,966,000			
	<b>Total</b>	<b>96,966,000</b>	<b>68,860,000</b>	<b>5,650,000</b>	<b>22,456,000</b>	<b>0</b>
<b>Future Fiscal Periods</b>						
		<u>2025-27</u>	<u>2027-29</u>	<u>2029-31</u>	<u>2031-33</u>	
057-1	State Bldg Constr-State					
19G-1	ELS Account-State					

461 - Department of Ecology  
Capital Project Request

2023-25 Biennium

\*

Version: BI Biennial 2023-25 Initial

Report Number: CBS002

Date Run: 9/8/2022 11:53AM

Project Number: 92000076

Project Title: Storm Water Improvements

Funding				
Total	0	0	0	0

Operating Impacts

No Operating Impact



461 - Department of Ecology  
 Capital Project Request

2023-25 Biennium

\*

Version: BI Biennial 2023-25 Initial

Report Number: CBS002

Date Run: 9/8/2022 11:20AM

Project Number: 40000288

Project Title: 2020 Remedial Action Grants

**Description**

Starting Fiscal Year: 2020  
 Project Class: Grant - Pass Through  
 Agency Priority: 0

**Project Summary**

Ecology manages the Remedial Action Grant (RAG) program to help local governments clean up contaminated sites in Washington. RAGs support cleanup at contaminated industrial sites that impact the air, land, and water resources of the state, and continued cleanup of Puget Sound. This grant funding will protect public and environmental health, create jobs, promote economic redevelopment by allowing contaminated properties to be redeveloped, and leverage local match funding for this work. Related to Puget Sound Action Agenda Implementation. (Model Toxics Control Capital Account )

**Project Description**

Estimates for capital reappropriation amounts are based on current biennium appropriations minus expenditures through July 2022 Fiscal Month 13.

**Location**

City: Statewide

County: Statewide

Legislative District: 098

**Project Type**

Grants

Grant Recipient Organization: Local Government

RCW that establishes grant: Chapter 70A.305 RCW

**Application process used**

1) Project solicitation. Biennially, Ecology will solicit project proposals from local governments to develop its budget and update the MTCA Ten-Year Financing Plan for the RAG program. (2) Legislative Action. Projects are ranked and included in Ecology's budget for legislative action. (3) Finalize application. Once the budget is passed by the Legislature, recipients are notified and required to work with Ecology to complete any additional application information and submit the information on electronic forms provided by Ecology. For multi-biennia oversight RAG projects, an application must be submitted before each biennium for which additional funds are requested. (4) Agreement development. Ecology uses the information in the application to negotiate with the applicant.

**Growth Management impacts**

Supports redevelopment of brownfield properties in urban areas.

**Funding**

Acct Code	Account Title	Estimated Total	Expenditures		2023-25 Fiscal Period	
			Prior Biennium	Current Biennium	Reappropriations	New Appropriations
23N-1	MTC Capital Account-State	32,656,000	970,000	10,173,000	21,513,000	
	<b>Total</b>	<b>32,656,000</b>	<b>970,000</b>	<b>10,173,000</b>	<b>21,513,000</b>	<b>0</b>
<b>Future Fiscal Periods</b>						
		<u>2025-27</u>	<u>2027-29</u>	<u>2029-31</u>	<u>2031-33</u>	
23N-1	MTC Capital Account-State					
	<b>Total</b>	<b>0</b>	<b>0</b>	<b>0</b>	<b>0</b>	

**461 - Department of Ecology  
Capital Project Request**

2023-25 Biennium

\*

**Version:** BI Biennial 2023-25 Initial

**Report Number:** CBS002

**Date Run:** 9/8/2022 11:20AM

**Project Number:** 40000288

**Project Title:** 2020 Remedial Action Grants

**Funding**

---

**Operating Impacts**

---

No Operating Impact

461 - Department of Ecology  
 Capital Project Request

2023-25 Biennium

\*

Version: BI Biennial 2023-25 Initial

Report Number: CBS002

Date Run: 9/7/2022 12:30PM

Project Number: 40000340

Project Title: 2021-23 Eastern Washington Clean Sites Initiative

**Description**

Starting Fiscal Year: 2022  
 Project Class: Grant  
 Agency Priority: 0

**Project Summary**

There are properties in Eastern Washington contaminated with hazardous wastes that have been abandoned or have owners unwilling or unable to pay for site investigation and cleanup. Without cleanup, these sites pose threats to public health, the environment, groundwater, and fish and wildlife resources. Cleaning up these sites protects public and environmental health, creates jobs, and promotes economic growth as the sites are redeveloped. This funding will continue the initiative to have a statewide cleanup program by making investments outside of the Puget Sound Basin and Western Washington. (Model Toxics Control Capital Account)

**Project Description**

Estimates for capital reappropriation amounts are based on current biennium appropriations minus expenditures through July 2022 Fiscal Month 13.

**Location**

City: Statewide

County: Statewide

Legislative District: 098

**Project Type**

Grants

Grant Recipient Organization: N/A

RCW that establishes grant: N/A

Application process used

N/A

**Growth Management impacts**

N/A

**Funding**

Acct Code	Account Title	Estimated Total	Expenditures		2023-25 Fiscal Period	
			Prior Biennium	Current Biennium	Reapprops	New Approps
23N-1	MTC Capital Account-State	20,820,000		67,000	20,753,000	
	<b>Total</b>	<b>20,820,000</b>	<b>0</b>	<b>67,000</b>	<b>20,753,000</b>	<b>0</b>
<b>Future Fiscal Periods</b>						
		<u>2025-27</u>	<u>2027-29</u>	<u>2029-31</u>	<u>2031-33</u>	
23N-1	MTC Capital Account-State					
	<b>Total</b>	<b>0</b>	<b>0</b>	<b>0</b>	<b>0</b>	

**Operating Impacts**

No Operating Impact

\*\*\* *This page intentionally blank.* \*\*\*

461 - Department of Ecology  
 Capital Project Request

2023-25 Biennium

\*

Version: BI Biennial 2023-25 Initial

Report Number: CBS002

Date Run: 9/7/2022 12:18PM

Project Number: 40000179

Project Title: 2019-21 Yakima River Basin Water Supply

**Description**

Starting Fiscal Year: 2020  
 Project Class: Grant  
 Agency Priority: 0

**Project Summary**

Current water resources infrastructure, programs, and policies in the Yakima River Basin have not been able to consistently meet the environmental and economic demands that support basin aquatic resources, fish and wildlife habitat, dry -year irrigation, and municipal water supplies. A diverse set of local stakeholders developed the Yakima River Basin Integrated Water Resources Management Plan to provide a comprehensive, long -term water resources and habitat improvement program to address this situation. Ecology is requesting reappropriation from the State Building Construction Account to continue implementing this program in cooperation with the U.S. Bureau of Reclamation (USBR) and local stakeholders. This program will support the regional economy and protect the environment. (State Building Construction Account )

**Project Description**

Estimates for capital reappropriation amounts are based on current biennium appropriations minus expenditures through July 2022 Fiscal Month 13.

**Location**

City: Statewide County: Statewide Legislative District: 098

**Project Type**

Grants

Grant Recipient Organization: Local Entities

RCW that establishes grant: Legislative Appropriation

**Application process used**

Competitive grants to local entities for projects developed in cooperation with the Yakima Basin Working group.

**Growth Management impacts**

N/A

**Funding**

Acct Code	Account Title	Estimated Total	Expenditures		2023-25 Fiscal Period	
			Prior Biennium	Current Biennium	Reapprops	New Approps
057-1	State Bldg Constr-State	40,000,000	16,703,000	7,516,000	15,781,000	
	<b>Total</b>	<b>40,000,000</b>	<b>16,703,000</b>	<b>7,516,000</b>	<b>15,781,000</b>	<b>0</b>
<b>Future Fiscal Periods</b>						
		<u>2025-27</u>	<u>2027-29</u>	<u>2029-31</u>	<u>2031-33</u>	
057-1	State Bldg Constr-State					
	<b>Total</b>	<b>0</b>	<b>0</b>	<b>0</b>	<b>0</b>	

**Operating Impacts**

**461 - Department of Ecology  
Capital Project Request**

2023-25 Biennium

\*

**Version:** BI Biennial 2023-25 Initial

**Report Number:** CBS002

**Date Run:** 9/7/2022 12:18PM

**Project Number:** 40000179

**Project Title:** 2019-21 Yakima River Basin Water Supply

**Operating Impacts**

---

No Operating Impact

461 - Department of Ecology  
 Capital Project Request

2023-25 Biennium

\*

Version: BI Biennial 2023-25 Initial

Report Number: CBS002

Date Run: 9/8/2022 10:56AM

Project Number: 40000116

Project Title: 2019-21 Centennial Clean Water Program

**Description**

Starting Fiscal Year: 2020  
 Project Class: Grant - Pass Through  
 Agency Priority: 0

**Project Summary**

This funding for Ecology's Centennial Clean Water Program (CCWP) will provide grants to public entities to finance construction of water pollution control facilities and plan and implement nonpoint pollution control activities. Ecology distributes the funds through a statewide competitive rating and ranking process. Grant recipients are public entities that use the funds to address high-priority statewide water quality needs. The work done by public entities using these funds is an integral and essential part of the state's strategy to reduce pollution and protect our marine waters, estuaries, lakes, rivers, and groundwater resources. Related to Puget Sound Action Agenda implementation. (State Building Construction Account )

**Project Description**

Estimates for capital reappropriation amounts are based on current biennium appropriations minus expenditures through July 2022 Fiscal Month 13.

**Location**

City: Statewide

County: Statewide

Legislative District: 098

**Project Type**

Grants

**Grant Recipient Organization:** Public entities, local gov'ts, special purpose distr., quasi municipals, fed. recognized tribes.

**RCW that establishes grant:** Chapter 70.146 RCW

**Application process used**

Ecology manages an integrated annual funding approach using a joint application, evaluation, and rating and ranking process for the SRF, Centennial Clean Water Program, Stormwater Financial Assistance Program, and the Clean Water Act Section 319 federal grant program. The application period begins in August with applications due mid -October. Ecology staff screen, review, and rate and rank the applications from November through December. The evaluation and points are assigned according to an objective rating system that identifies the highest priority water quality needs statewide. In January, Ecology produces a combined draft project list for the Legislature to use during budget considerations. The list becomes final on July 1 or sooner, contingent on Capital Budget appropriations.

**Growth Management impacts**

N/A

**Funding**

Acct Code	Account Title	Estimated Total	Expenditures		2023-25 Fiscal Period	
			Prior Biennium	Current Biennium	Reappropriations	New Appropriations
057-1	State Bldg Constr-State	30,000,000	5,938,000	8,352,000	15,710,000	
	<b>Total</b>	<b>30,000,000</b>	<b>5,938,000</b>	<b>8,352,000</b>	<b>15,710,000</b>	<b>0</b>
			<b>Future Fiscal Periods</b>			
			<u>2025-27</u>	<u>2027-29</u>	<u>2029-31</u>	<u>2031-33</u>
057-1	State Bldg Constr-State					

461 - Department of Ecology  
Capital Project Request

2023-25 Biennium

\*

Version: BI Biennial 2023-25 Initial

Report Number: CBS002

Date Run: 9/8/2022 10:56AM

Project Number: 40000116

Project Title: 2019-21 Centennial Clean Water Program

Funding				
Total	0	0	0	0

Operating Impacts

No Operating Impact



461 - Department of Ecology  
 Capital Project Request

2023-25 Biennium

\*

Version: BI Biennial 2023-25 Initial

Report Number: CBS002

Date Run: 9/8/2022 9:44AM

Project Number: 30000216

Project Title: Remedial Action Grant Program

**Description**

Starting Fiscal Year: 2012  
 Project Class: Grant - Pass Through  
 Agency Priority: 0

**Project Summary**

Ecology manages the Remedial Action Grant (RAG) program to help local governments clean up contaminated sites in Washington. RAGs support cleanup at contaminated industrial sites that impact the air, land, and water resources of the state, and continued cleanup of Puget Sound. This grant funding will protect public and environmental health, create jobs, promote economic redevelopment by allowing contaminated properties to be redeveloped, and leverage local match funding for this work. Related to Puget Sound Action Agenda Implementation. (Model Toxics Control Capital Account )

**Project Description**

Estimates for capital reappropriation amounts are based on current biennium appropriations minus expenditures through July 2022 Fiscal Month 13.

**Location**

City: Statewide County: Statewide Legislative District: 098

**Project Type**

Grants

Grant Recipient Organization: Statewide

RCW that establishes grant: Chapter 70A.305 RCW; 90.48 RCW

**Application process used**

To receive an oversight remedial action grant, the applicant must be a local government that is a potentially liable person (PLP), a potentially responsible party (PRP) at a hazardous waste site, or the owner of a site but not a PLP or PRP. One of the following standards must also be met: 1. Ecology requires the applicant to conduct remedial action under an order or decree issued under chapter 70A.305 RCW. 2. The U.S. Environmental Protection Agency (EPA) requires the applicant to conduct remedial action under an order or decree issued under the federal cleanup law. In such a case, Ecology must also sign the order or decree or acknowledge in writing that it is a sufficient basis for remedial action grant funding. 3. The applicant has signed an order or decree issued under chapter 70A.305 RCW requiring a potentially liable person (PLP) other than the applicant to conduct remedial action at a landfill site. In this case, the applicant must also have entered into an agreement with the PLP to reimburse the PLP for a portion of the remedial action costs incurred under the order or decree. The reimbursement is for the sole purpose of providing relief to ratepayers and/or taxpayers from remedial action costs. There is no set application period for oversight remedial action grants. Once an order or decree has been issued to a local government, it has 60 days to apply for a grant.

**Growth Management impacts**

N/A

**Funding**

Acct Code	Account Title	Estimated Total	Expenditures		2023-25 Fiscal Period	
			Prior Biennium	Current Biennium	Reappropriations	New Appropriations
174-1	Local Toxics Control-State	44,261,000	44,261,000			
23N-1	MTC Capital Account-State	18,398,000	1,890,000	1,002,000	15,506,000	
<b>Total</b>		<b>62,659,000</b>	<b>46,151,000</b>	<b>1,002,000</b>	<b>15,506,000</b>	<b>0</b>

461 - Department of Ecology  
Capital Project Request

2023-25 Biennium

\*

Version: BI Biennial 2023-25 Initial

Report Number: CBS002

Date Run: 9/8/2022 9:44AM

Project Number: 30000216

Project Title: Remedial Action Grant Program

**Funding**

	Future Fiscal Periods			
	<u>2025-27</u>	<u>2027-29</u>	<u>2029-31</u>	<u>2031-33</u>
174-1 Local Toxics Control-State				
23N-1 MTC Capital Account-State				
<b>Total</b>	<b>0</b>	<b>0</b>	<b>0</b>	<b>0</b>

**Operating Impacts**

No Operating Impact

461 - Department of Ecology  
 Capital Project Request

2023-25 Biennium

\*

Version: BI Biennial 2023-25 Initial

Report Number: CBS002

Date Run: 9/7/2022 1:09PM

Project Number: 40000390

Project Title: 2021-23 Reducing Diesel GHG & Toxic Emissions

**Description**

Starting Fiscal Year: 2022  
 Project Class: Grant - Pass Through  
 Agency Priority: 0

**Project Summary**

Transportation is the largest source of climate pollution in Washington, accounting for nearly half of all greenhouse gas emissions in the state. An Ecology air pollution cancer risk study shows that diesel exhaust is responsible for 70 percent of Washington’s airborne cancer risk (Concerns about Adverse Health Effects of Diesel Engine Emissions, Publication 0802032). Diesel exhaust puts healthy people at greater risk for respiratory disease and worsens the health of people with asthma, heart, and lung disease. Tens of thousands of older, high -polluting diesel vehicles and equipment operate in Washington each year. For the 2023-25 Biennium, the primary focus for this pass-through grant program will be the electrification of school buses, but it will also continue to support the installation of idle reduction technology, diesel engine replacement, and the electrification of other diesel vehicles, especially in disproportionately impacted communities. Related to Puget Sound Action Agenda Implementation. (Model Toxics Control Capital Account )

**Project Description**

Estimates for capital reappropriation amounts are based on current biennium appropriations minus expenditures through July 2022 Fiscal Month 13.

**Location**

City: Statewide County: Statewide Legislative District: 098

**Project Type**

Grants

Grant Recipient Organization: Multiple

RCW that establishes grant: N/A

**Application process used**

Grant awards will be based on viability of technology or program proposed, cost of the project, readiness to proceed, percent cost share, and estimated toxic and greenhouse gas emissions reduced as a result of the project. Also, Ecology will consider how the project will reduce exposure to sensitive populations (children, elderly, those with existing disease) and economically disadvantaged communities. Ecology will also utilize the Department of Health’s Washington Tracking Network mapping tool to help prioritize those populations that have historically been disproportionately impacted by air pollution. Costs include maintenance and updates to the grant/loan applications in the agency’s grant and loan system.

**Growth Management impacts**

N/A

**Funding**

Acct Code	Account Title	Estimated Total	Expenditures		2023-25 Fiscal Period	
			Prior Biennium	Current Biennium	Reapprops	New Approps
23N-1	MTC Capital Account-State	15,000,000		20,000	14,980,000	
	<b>Total</b>	<b>15,000,000</b>	<b>0</b>	<b>20,000</b>	<b>14,980,000</b>	<b>0</b>

**Future Fiscal Periods**

461 - Department of Ecology  
Capital Project Request

2023-25 Biennium

\*

Version: BI Biennial 2023-25 Initial

Report Number: CBS002

Date Run: 9/7/2022 1:09PM

Project Number: 40000390

Project Title: 2021-23 Reducing Diesel GHG & Toxic Emissions

**Funding**

	<u>2025-27</u>	<u>2027-29</u>	<u>2029-31</u>	<u>2031-33</u>
23N-1 MTC Capital Account-State				
<b>Total</b>	<b>0</b>	<b>0</b>	<b>0</b>	<b>0</b>

**Operating Impacts**

No Operating Impact

461 - Department of Ecology  
 Capital Project Request

2023-25 Biennium

\*

Version: BI Biennial 2023-25 Initial

Report Number: CBS002

Date Run: 9/8/2022 10:28AM

Project Number: 30000797

Project Title: 2015-17 Restored Stormwater Financial Assistance

**Description**

Starting Fiscal Year: 2018  
 Project Class: Grant - Pass Through  
 Agency Priority: 0

**Project Summary**

The Stormwater Financial Assistance Program (SFAP) provides grants to public entities to finance stormwater retrofit projects that treat polluted stormwater in priority areas throughout the state. Ecology distributes funds through a competitive rating and ranking process to ensure projects provide good water quality value and address problems from existing urban development. This funding will continue work by local governments to help reduce toxics and other pollution from entering our waterways and protect our marine waters, estuaries, lakes, rivers, and groundwater resources. Related to Puget Sound Action Agenda implementation. (State Building Construction Account)

**Project Description**

Estimates for capital reappropriation amounts are based on current biennium appropriations minus expenditures through July 2022 Fiscal Month 13.

**Location**

City: Statewide

County: Statewide

Legislative District: 098

**Project Type**

Grants

Grant Recipient Organization: N/A

RCW that establishes grant: N/A

**Application process used**

Ecology uses its Environmental Protection Agency (EPA) acclaimed nationwide model that integrates the application evaluation offer process for all its water quality financial assistance programs. Ecology uses statewide workshops and a well-publicized, web-based annual application and proposal evaluation cycle to ensure ample outreach and applicant interest and participation. Completed projects will serve as region -wide models of stormwater management and implementation of innovative Low Impact Development techniques.

**Growth Management impacts**

Growth Management Act (GMA) compliance is strongly encouraged and supported by Ecology. Because other funding sources may require GMA compliance to be eligible for funding, an applicant's GMA status will be reflected in its readiness to proceed at time of application.

**Funding**

Acct Code	Account Title	Estimated Total	Expenditures		2023-25 Fiscal Period	
			Prior Biennium	Current Biennium	Reappropriations	New Appropriations
057-1	State Bldg Constr-State	30,100,000	9,535,000	5,883,000	14,682,000	
	<b>Total</b>	<b>30,100,000</b>	<b>9,535,000</b>	<b>5,883,000</b>	<b>14,682,000</b>	<b>0</b>
			<b>Future Fiscal Periods</b>			
			<u>2025-27</u>	<u>2027-29</u>	<u>2029-31</u>	<u>2031-33</u>
057-1	State Bldg Constr-State					

461 - Department of Ecology  
Capital Project Request

2023-25 Biennium

\*

Version: BI Biennial 2023-25 Initial

Report Number: CBS002

Date Run: 9/8/2022 10:28AM

Project Number: 30000797

Project Title: 2015-17 Restored Stormwater Financial Assistance

Funding				
Total	0	0	0	0

Operating Impacts

No Operating Impact

461 - Department of Ecology  
 Capital Project Request

2023-25 Biennium

\*

Version: BI Biennial 2023-25 Initial

Report Number: CBS002

Date Run: 9/14/2022 8:51AM

Project Number: 91000373

Project Title: 2021-23 Water Banking

**Description**

Starting Fiscal Year: 2022  
 Project Class: Grant - Pass Through  
 Agency Priority: 0

**Project Summary**

Ecology is requesting the reappropriation for water banking purposes. This includes a pilot program for local water bank grants, including developing and managing the program and acquiring water rights. The grant program is limited to rural counties, and one-third of water rights purchased must be dedicated to instream flows to benefit fish and wildlife. Ecology is also provided funding to complete a report and submit recommendations for further development of water banking. This request also supports the grant to the Methow Basin. Ecology must complete an agreement by June 30, 2023 in order for any reappropriation to be made available in the 2023-25 biennium. (State Building Construction Account, State Drought Preparedness and Response Account)

**Project Description**

Estimates for capital reappropriation amounts are based on current biennium appropriations minus expenditures through July 2022 Fiscal Month 13.

**Location**

City: Statewide

County: Statewide

Legislative District: 098

**Project Type**

Grants

Grant Recipient Organization: TBD

RCW that establishes grant: Appropriation

Application process used

Competitive Grant

**Growth Management impacts**

No

**Funding**

Acct Code	Account Title	Estimated Total	Expenditures		2023-25 Fiscal Period	
			Prior Biennium	Current Biennium	Reapps	New Approps
057-1	State Bldg Constr-State	5,000,000			5,000,000	
05W-1	State Drought Prep-State	9,000,000			9,000,000	
	<b>Total</b>	<b>14,000,000</b>	<b>0</b>	<b>0</b>	<b>14,000,000</b>	<b>0</b>
<b>Future Fiscal Periods</b>						
		<u>2025-27</u>	<u>2027-29</u>	<u>2029-31</u>	<u>2031-33</u>	
057-1	State Bldg Constr-State					
05W-1	State Drought Prep-State					
	<b>Total</b>	<b>0</b>	<b>0</b>	<b>0</b>	<b>0</b>	

**461 - Department of Ecology  
Capital Project Request**

**2023-25 Biennium**

\*

**Version:** BI Biennial 2023-25 Initial

**Report Number:** CBS002

**Date Run:** 9/14/2022 8:51AM

**Project Number:** 91000373

**Project Title:** 2021-23 Water Banking

**Operating Impacts**

---

**No Operating Impact**



461 - Department of Ecology  
 Capital Project Request

2023-25 Biennium

\*

Version: BI Biennial 2023-25 Initial

Report Number: CBS002

Date Run: 9/7/2022 11:57AM

Project Number: 30000706

Project Title: Floodplains by Design 2017-19

**Description**

Starting Fiscal Year: 2018  
 Project Class: Grant  
 Agency Priority: 0

**Project Summary**

In Washington, damages from flooding exceed damage by all other natural hazards. Since 1980, flooding has caused more than \$2 billion in damages, with highly populated areas in Western Washington most at risk. Past solutions to address flooding were often out of step with other ecosystem protection or restoration activities. Floodplains by Design is an integrated approach that combines flood-hazard reduction actions with salmon recovery, river and habitat restoration, and other public benefits. Floodplains by Design is public-private partnership between Ecology, The Nature Conservancy, and Puget Sound Partnership. Related to Puget Sound Action Agenda Implementation. (State Building Construction Account )

**Project Description**

Estimates for capital reappropriation amounts are based on current biennium appropriations minus expenditures through July 2022 Fiscal Month 13.

**Location**

City: Statewide

County: Statewide

Legislative District: 098

**Project Type**

Grants

**Grant Recipient Organization:** Local gov't, tribes, conservation/flood ctrl districts, non-profits, and salmon recovery lead entities

**RCW that establishes grant:** N/A

**Application process used**

Preliminary proposals are submitted and reviewed by a group made up of Ecology staff and external stakeholders. Pre-proposals are screened for eligibility and those that qualify are asked to submit detailed applications.

**Growth Management impacts**

In some cases, the funded projects would support objectives in local Frequently Flooded Area provisions contained in Critical Area policies.

**Funding**

Acct Code	Account Title	Estimated Total	Expenditures		2023-25 Fiscal Period	
			Prior Biennium	Current Biennium	Reappropriations	New Appropriations
057-1	State Bldg Constr-State	35,441,000	13,330,000	8,207,000	13,904,000	
	<b>Total</b>	<b>35,441,000</b>	<b>13,330,000</b>	<b>8,207,000</b>	<b>13,904,000</b>	<b>0</b>
<b>Future Fiscal Periods</b>						
		<u>2025-27</u>	<u>2027-29</u>	<u>2029-31</u>	<u>2031-33</u>	
057-1	State Bldg Constr-State					
	<b>Total</b>	<b>0</b>	<b>0</b>	<b>0</b>	<b>0</b>	

**Operating Impacts**

**461 - Department of Ecology  
Capital Project Request**

2023-25 Biennium

\*

**Version:** BI Biennial 2023-25 Initial

**Report Number:** CBS002

**Date Run:** 9/7/2022 11:57AM

**Project Number:** 30000706

**Project Title:** Floodplains by Design 2017-19

**Operating Impacts**

---

No Operating Impact

461 - Department of Ecology  
 Capital Project Request

2023-25 Biennium

\*

Version: BI Biennial 2023-25 Initial

Report Number: CBS002

Date Run: 9/8/2022 10:16AM

Project Number: 30000670

Project Title: ASARCO Cleanup

**Description**

Starting Fiscal Year: 2018  
 Project Class: Grant  
 Agency Priority: 0

**Project Summary**

This request continues cleanup work related to the ASARCO settlement. ASARCO operated smelters in Everett and Tacoma that released arsenic, lead, and other contamination into the air. The pollution settled down to earth in the Everett and Tacoma Smelter Plumes. This request will protect public and environmental health, create jobs, and promote economic development by allowing contaminated properties to be redeveloped. (Cleanup Settlement Account )

**Project Description**

Estimates for capital reappropriation amounts are based on current biennium appropriations minus expenditures through July 2022 Fiscal Month 13.

This request requires a total of 10.35 FTEs to continue supporting the ASARCO remediation activities in Tacoma as part of the cleanup plans with current staff levels. Please note, these FTEs support all appropriations for the Tacoma Smelter Plume. We are not requesting new funds for TSP for the 2023-25 biennium.

**Location**

City: Statewide

County: Statewide

Legislative District: 098

**Project Type**

Grants

Grant Recipient Organization: Department of Ecology

RCW that establishes grant: Chapter 70A.305 RCW

**Application process used**

This is a capital project directly operated and controlled by Ecology.

**Growth Management impacts**

N/A

**Funding**

Acct Code	Account Title	Estimated Total	Expenditures		2023-25 Fiscal Period	
			Prior Biennium	Current Biennium	Reappropriations	New Appropriations
15H-1	Cleanup Set Acct-State	28,760,000	12,126,000	3,904,000	12,730,000	
	<b>Total</b>	<b>28,760,000</b>	<b>12,126,000</b>	<b>3,904,000</b>	<b>12,730,000</b>	<b>0</b>
<b>Future Fiscal Periods</b>						
		<u>2025-27</u>	<u>2027-29</u>	<u>2029-31</u>	<u>2031-33</u>	
15H-1	Cleanup Set Acct-State					
	<b>Total</b>	<b>0</b>	<b>0</b>	<b>0</b>	<b>0</b>	

**Operating Impacts**

**461 - Department of Ecology  
Capital Project Request**

2023-25 Biennium

\*

**Version:** BI Biennial 2023-25 Initial

**Report Number:** CBS002

**Date Run:** 9/8/2022 10:16AM

**Project Number:** 30000670

**Project Title:** ASARCO Cleanup

**Operating Impacts**

---

No Operating Impact

461 - Department of Ecology  
 Capital Project Request

2023-25 Biennium

\*

Version: BI Biennial 2023-25 Initial

Report Number: CBS002

Date Run: 9/7/2022 12:11PM

Project Number: 40000117

Project Title: 2019-21 Eastern Washington Clean Sites Initiative

**Description**

Starting Fiscal Year: 2020  
 Project Class: Grant - Pass Through  
 Agency Priority: 0

**Project Summary**

There are properties in Eastern Washington contaminated with hazardous wastes that have been abandoned or have owners unwilling or unable to pay for site investigation and cleanup. Without cleanup, these sites pose threats to public health, the environment, groundwater, and fish and wildlife resources. Cleaning up these sites protects public and environmental health, creates jobs, and promotes economic growth as the sites are redeveloped. This funding will continue the initiative to have a statewide cleanup program by making investments outside of the Puget Sound Basin and Western Washington. (Model Toxics Control Capital Account)

**Project Description**

Estimates for capital reappropriation amounts are based on current biennium appropriations minus expenditures through July 2022 Fiscal Month 13.

**Location**

City: Statewide County: Statewide Legislative District: 098

**Project Type**

Grants

Grant Recipient Organization: N/A

RCW that establishes grant: N/A

Application process used

N/A

**Growth Management impacts**

N/A

**Funding**

Acct Code	Account Title	Estimated Total	Expenditures		2023-25 Fiscal Period	
			Prior Biennium	Current Biennium	Reapprops	New Approps
23N-1	MTC Capital Account-State	12,110,000	4,000	5,000	12,101,000	
	<b>Total</b>	<b>12,110,000</b>	<b>4,000</b>	<b>5,000</b>	<b>12,101,000</b>	<b>0</b>
<b>Future Fiscal Periods</b>						
		<u>2025-27</u>	<u>2027-29</u>	<u>2029-31</u>	<u>2031-33</u>	
23N-1	MTC Capital Account-State					
	<b>Total</b>	<b>0</b>	<b>0</b>	<b>0</b>	<b>0</b>	

**Operating Impacts**

No Operating Impact

\*\*\* *This page intentionally blank.* \*\*\*

461 - Department of Ecology  
 Capital Project Request

2023-25 Biennium

\*

Version: BI Biennial 2023-25 Initial

Report Number: CBS002

Date Run: 9/7/2022 12:05PM

Project Number: 40000109

Project Title: Reduce Air Pollution from Transit/Sch. Buses/State-Owned Vehicles

**Description**

Starting Fiscal Year: 2018  
 Project Class: Grant - Pass Through  
 Agency Priority: 0

**Project Summary**

In late 2015, Ecology penalized Volkswagen AG (VW) for selling vehicles that violated state clean air laws. VW has paid \$28.4 million to Ecology to settle those violations. Ecology will invest in a grant program to replace older, high -polluting vehicles across the state with clean, low-emission technology, with a focus on school and transit buses. This reappropriation request will reduce air pollution, help prevent violations of federal air quality standards, improve public health, and reduce operating costs and improve transportation reliability for fleet owners. (Air Pollution Control Account )

**Project Description**

Estimates for capital reappropriation amounts are based on current biennium appropriations minus expenditures through July 2022 Fiscal Month 13.

**Project Type**

Grants

Grant Recipient Organization: Various

RCW that establishes grant: N/A

**Application process used**

Ecology will solicit applications from transit authorities, school districts, and local and state governments.

**Growth Management impacts**

N/A

**Funding**

Acct Code	Account Title	Estimated Total	Expenditures		2023-25 Fiscal Period	
			Prior Biennium	Current Biennium	Reapprops	New Approps
216-1	Air Pollution Ctl Ac-State	28,400,000	13,193,000	3,235,000	11,972,000	
	<b>Total</b>	<b>28,400,000</b>	<b>13,193,000</b>	<b>3,235,000</b>	<b>11,972,000</b>	<b>0</b>
<b>Future Fiscal Periods</b>						
		<u>2025-27</u>	<u>2027-29</u>	<u>2029-31</u>	<u>2031-33</u>	
216-1	Air Pollution Ctl Ac-State	0	0	0	0	
	<b>Total</b>	<b>0</b>	<b>0</b>	<b>0</b>	<b>0</b>	

**Operating Impacts**

No Operating Impact

\*\*\* *This page intentionally blank.* \*\*\*



461 - Department of Ecology  
 Capital Project Request

2023-25 Biennium

\*

Version: BI Biennial 2023-25 Initial

Report Number: CBS002

Date Run: 9/7/2022 12:13PM

Project Number: 40000130

Project Title: 2019-21 Clean Up Toxics Sites – Puget Sound

**Description**

Starting Fiscal Year: 2020  
 Project Class: Grant - Pass Through  
 Agency Priority: 0

**Project Summary**

A significant source of pollution to Puget Sound is contaminated sites around the basin and its shorelines. Ecology has been identifying and cleaning up contaminated sites in the Puget Sound basin. This emphasis on bay -wide cleanup in Puget Sound and surrounding areas has highlighted a valuable link between toxic site cleanup and habitat restoration. Funding will support projects that integrate shoreline habitat restoration opportunities with cleanup projects to protect public and environmental health, create jobs, and promote economic development. Related to Puget Sound Action Agenda implementation. (Model Toxics Control Capital Account )

**Project Description**

Estimates for capital reappropriation amounts are based on current biennium appropriations minus expenditures through July 2022 Fiscal Month 13.

**Location**

City: Statewide

County: Statewide

Legislative District: 098

**Project Type**

Grants

Grant Recipient Organization: N/A

RCW that establishes grant: N/A

Application process used

N/A

**Growth Management impacts**

N/A

**Funding**

Acct Code	Account Title	Estimated Total	Expenditures		2023-25 Fiscal Period	
			Prior Biennium	Current Biennium	Reapprops	New Approps
23N-1	MTC Capital Account-State	12,767,000	469,000	498,000	11,800,000	
	<b>Total</b>	<b>12,767,000</b>	<b>469,000</b>	<b>498,000</b>	<b>11,800,000</b>	<b>0</b>

**Future Fiscal Periods**

Acct Code	Account Title	2025-27	2027-29	2029-31	2031-33
23N-1	MTC Capital Account-State				
	<b>Total</b>	<b>0</b>	<b>0</b>	<b>0</b>	<b>0</b>

**Operating Impacts**

No Operating Impact

\*\*\* *This page intentionally blank.* \*\*\*

461 - Department of Ecology  
 Capital Project Request

2023-25 Biennium

\*

Version: BI Biennial 2023-25 Initial

Report Number: CBS002

Date Run: 9/7/2022 12:25PM

Project Number: 40000303

Project Title: 2021-23 ASARCO Everett Smelter Plume Cleanup

**Description**

Starting Fiscal Year: 2022  
 Project Class: Grant - Pass Through  
 Agency Priority: 0

**Project Summary**

This funding accelerates cleanup work related to the ASARCO smelter site in the City of Everett which operated from 1894 to 1912. The smelter released arsenic, lead, and other contamination into the air that subsequently contaminated the City's residential soil and groundwater, and industrial areas adjacent to the Snohomish River. Without cleanup, these sites pose threats to public health, the environment, groundwater, and fish and wildlife resources. Cleaning up these sites will protect public and environmental health, create jobs, and promote economic growth as the sites are redeveloped. Related to Puget Sound Action Agenda Implementation. (Model Toxics Control Capital Account.)

**Project Description**

Estimates for capital reappropriation amounts are based on current biennium appropriations minus expenditures through July 2022 Fiscal Month 13.

**Location**

City: Everett

County: Snohomish

Legislative District: 038

**Project Type**

Grants

Grant Recipient Organization: N/A

RCW that establishes grant: N/A

Application process used

N/A

**Growth Management impacts**

N/A

**Funding**

Acct Code	Account Title	Estimated Total	Expenditures		2023-25 Fiscal Period	
			Prior Biennium	Current Biennium	Reapprops	New Approps
23N-1	MTC Capital Account-State	10,814,000			10,814,000	
	<b>Total</b>	<b>10,814,000</b>	<b>0</b>	<b>0</b>	<b>10,814,000</b>	<b>0</b>
<b>Future Fiscal Periods</b>						
		<u>2025-27</u>	<u>2027-29</u>	<u>2029-31</u>	<u>2031-33</u>	
23N-1	MTC Capital Account-State					
	<b>Total</b>	<b>0</b>	<b>0</b>	<b>0</b>	<b>0</b>	

**Operating Impacts**

No Operating Impact

\*\*\* *This page intentionally blank.* \*\*\*

461 - Department of Ecology  
 Capital Project Request

2023-25 Biennium

\*

Version: BI Biennial 2023-25 Initial

Report Number: CBS002

Date Run: 9/8/2022 11:32AM

Project Number: 40000378

Project Title: 2021-23 Healthy Housing Remediation Program

**Description**

Starting Fiscal Year: 2022  
 Project Class: Grant  
 Agency Priority: 0

**Project Summary**

Washington is in dire need of affordable housing across the state. The 2019 Annual Report of the Affordable Housing Advisory Board (<https://www.commerce.wa.gov/wp-content/uploads/2020/03/2019-AHAB-Annual-Report.pdf> ) notes that housing supply and affordability affect all Washington communities, and rents are growing faster than low and middle incomes. A key factor is land availability. Whether in an urban or rural setting, contamination or suspicion of contamination drives up the costs of housing development. This funding will continue efforts to fund public, nonprofit, or private affordable housing developers' cleanup costs. Funding the program will invest in a social good (housing) beyond the traditional economic good of redeveloping contaminated properties for commercial and industrial purposes. Related to Puget Sound Action Agenda Implementation. (Model Toxics Control Capital Account )

**Project Description**

Estimates for capital reappropriation amounts are based on current biennium appropriations minus expenditures through July 2022 Fiscal Month 13.

**Location**

City: Statewide

County: Statewide

Legislative District: 098

**Project Type**

Grants

Grant Recipient Organization: Local Governments, Nonprofit, and Private Housing Organizations

RCW that establishes grant: RCW 70A.305.190(4)(a)(iv)

Application process used

N/A

**Growth Management impacts**

Supports redevelopment of brownfield properties in urban areas.

**Funding**

Acct Code	Account Title	Estimated Total	Expenditures		2023-25 Fiscal Period	
			Prior Biennium	Current Biennium	Reapprops	New Approps
23N-1	MTC Capital Account-State	10,572,000		17,000	10,555,000	
	<b>Total</b>	<b>10,572,000</b>	<b>0</b>	<b>17,000</b>	<b>10,555,000</b>	<b>0</b>
<b>Future Fiscal Periods</b>						
		<u>2025-27</u>	<u>2027-29</u>	<u>2029-31</u>	<u>2031-33</u>	
23N-1	MTC Capital Account-State					
	<b>Total</b>	<b>0</b>	<b>0</b>	<b>0</b>	<b>0</b>	

**Operating Impacts**

**461 - Department of Ecology  
Capital Project Request**

**2023-25 Biennium**

\*

**Version:** BI Biennial 2023-25 Initial

**Report Number:** CBS002

**Date Run:** 9/8/2022 11:32AM

**Project Number:** 40000378

**Project Title:** 2021-23 Healthy Housing Remediation Program

**Operating Impacts**

---

**No Operating Impact**

461 - Department of Ecology  
 Capital Project Request

2023-25 Biennium

\*

Version: BI Biennial 2023-25 Initial

Report Number: CBS002

Date Run: 9/7/2022 1:03PM

Project Number: 40000360

Project Title: 2021-23 Protect Investments in Cleanup Remedies

**Description**

Starting Fiscal Year: 2022  
 Project Class: Grant  
 Agency Priority: 0

**Project Summary**

At Superfund-financed sites, or when Washington assumes liability for a cleanup, the state has financial responsibility for cleanup costs. When the U.S. Environmental Protection Agency cleans up a site in Washington, the state enters a State Superfund Contract. It binds Washington to pay for ten percent of the cleanup construction costs and 100 percent of the long-term operation and maintenance costs of the cleanup remedy. When Washington assumes responsibility for a cleanup site – like after a bankruptcy, or when a site is orphaned or abandoned – protecting the remedy requires ongoing investment. This funding will meet legal requirements, protect public investments in cleanup, and protect human health and the environment from remedy failure. Related to Puget Sound Action Agenda Implementation. (Model Toxics Control Capital Account)

**Project Description**

Estimates for capital reappropriation amounts are based on current biennium appropriations minus expenditures through July 2022 Fiscal Month 13.

**Location**

City: Statewide

County: Statewide

Legislative District: 098

**Project Type**

Grants

Grant Recipient Organization: N/A

RCW that establishes grant: N/A

Application process used

N/A

**Growth Management impacts**

N/A

**Funding**

Acct Code	Account Title	Estimated Total	Expenditures		2023-25 Fiscal Period	
			Prior Biennium	Current Biennium	Reapprops	New Approps
23N-1	MTC Capital Account-State	11,093,000		908,000	10,185,000	
	<b>Total</b>	<b>11,093,000</b>	<b>0</b>	<b>908,000</b>	<b>10,185,000</b>	<b>0</b>
<b>Future Fiscal Periods</b>						
		<u>2025-27</u>	<u>2027-29</u>	<u>2029-31</u>	<u>2031-33</u>	
23N-1	MTC Capital Account-State					
	<b>Total</b>	<b>0</b>	<b>0</b>	<b>0</b>	<b>0</b>	

**Operating Impacts**

**461 - Department of Ecology  
Capital Project Request**

2023-25 Biennium

\*

**Version:** BI Biennial 2023-25 Initial

**Report Number:** CBS002

**Date Run:** 9/7/2022 1:03PM

**Project Number:** 40000360

**Project Title:** 2021-23 Protect Investments in Cleanup Remedies

**Operating Impacts**

---

No Operating Impact



461 - Department of Ecology  
 Capital Project Request

2023-25 Biennium

\*

Version: BI Biennial 2023-25 Initial

Report Number: CBS002

Date Run: 9/8/2022 9:49AM

Project Number: 30000458

Project Title: Remedial Action Grants

**Description**

Starting Fiscal Year: 2016  
 Project Class: Grant  
 Agency Priority: 0

**Project Summary**

Ecology manages the Remedial Action Grant (RAG) program to help local governments clean up contaminated sites in Washington. RAGs support cleanup at contaminated industrial sites that impact the air, land, and water resources of the state, and continued cleanup of Puget Sound. This grant funding will protect public and environmental health, create jobs, promote economic redevelopment by allowing contaminated properties to be redeveloped, and leverage local match funding for this work. Related to Puget Sound Action Agenda Implementation. (State Building Construction Account )

**Project Description**

Estimates for capital reappropriation amounts are based on current biennium appropriations minus expenditures through July 2022 Fiscal Month 13.

**Location**

City: Statewide

County: Statewide

Legislative District: 098

**Project Type**

Grants

Grant Recipient Organization: Local Government

RCW that establishes grant: Chapter 70A.305 RCW

**Application process used**

1) Project solicitation. Biennially, Ecology will solicit project proposals from local governments to develop its budget and update the MTCA Ten-Year Financing Plan for RA grants. (2) Legislative Action. Projects are ranked and included in Ecology's budget for legislative action. (3) Application submittal. Once the budget is passed by the Legislature, applicants are notified and required to complete a detailed application. Applications must be submitted on electronic forms provided by Ecology. For multi-biennial oversight RA grant projects, an application must be submitted before each biennium for which additional funds are requested. (4) Agreement development. Ecology uses the information in the application to negotiate with the applicant the final scope of work and budget for the grant and develop the agreement.

**Growth Management impacts**

Supports redevelopment of brownfield properties in urban areas.

**Funding**

Acct Code	Account Title	Estimated Total	Expenditures		2023-25 Fiscal Period	
			Prior Biennium	Current Biennium	Reappropriations	New Appropriations
057-1	State Bldg Constr-State	19,298,000	8,437,000	824,000	10,037,000	
174-1	Local Toxics Control-State	19,820,000	19,820,000			
23N-1	MTC Capital Account-State	12,927,000	4,696,000	8,231,000		
<b>Total</b>		<b>52,045,000</b>	<b>32,953,000</b>	<b>9,055,000</b>	<b>10,037,000</b>	<b>0</b>
<b>Future Fiscal Periods</b>						
		<b>2025-27</b>	<b>2027-29</b>	<b>2029-31</b>	<b>2031-33</b>	

461 - Department of Ecology  
Capital Project Request

2023-25 Biennium

\*

Version: BI Biennial 2023-25 Initial

Report Number: CBS002

Date Run: 9/8/2022 9:49AM

Project Number: 30000458

Project Title: Remedial Action Grants

**Funding**

	Future Fiscal Periods			
	2025-27	2027-29	2029-31	2031-33
057-1 State Bldg Constr-State				
174-1 Local Toxics Control-State				
23N-1 MTC Capital Account-State				
<b>Total</b>	<b>0</b>	<b>0</b>	<b>0</b>	<b>0</b>

**Operating Impacts**

No Operating Impact

461 - Department of Ecology  
 Capital Project Request

2023-25 Biennium

\*

Version: BI Biennial 2023-25 Initial

Report Number: CBS002

Date Run: 9/7/2022 11:58AM

Project Number: 30000712

Project Title: Columbia River Water Supply Development Program

**Description**

Starting Fiscal Year: 2018  
 Project Class: Grant  
 Agency Priority: 0

**Project Summary**

Ecology is requesting reappropriation to continue implementing the Columbia River Basin Water Supply Development Program (Chapter 90.90 RCW). This will fund projects that are in various stages of completion and provide the Office of Columbia River with resources needed to achieve substantial progress. Specifically, these funds will provide an alternative to groundwater for agricultural users in the Odessa Subarea aquifer; deliver new sources of water supply for pending water right applications; develop a new, uninterrupted water supply for those presently subject to interruption during times of drought or low flows; develop new municipal, domestic, industrial, and irrigation water throughout the Columbia River Basin; and place one-third of these new water supplies in-stream to meet the flow needs of fish. With this request, Ecology will deliver additional water supplies for agricultural purposes, meet the water needs for growing communities, make several existing water uses more efficient, and improve stream flow conditions for fish and wildlife. (State Building Construction Account, Columbia River Basin Water Supply Development Account, Columbia River Basin Water Supply Revenue Recovery Account )

**Project Description**

Estimates for capital reappropriation amounts are based on current biennium appropriations minus expenditures through July 2022 Fiscal Month 13.

**Location**

City: Statewide

County: Statewide

Legislative District: 098

**Project Type**

Grants

Grant Recipient Organization: Local Entities

RCW that establishes grant: N/A

**Application process used**

Competitive grants to local entities for projects developed in cooperation with the Columbia River Basin Policy Advisory Group.

**Growth Management impacts**

N/A

**Funding**

Acct Code	Account Title	Estimated Total	Expenditures		2023-25 Fiscal Period	
			Prior Biennium	Current Biennium	Reappropriations	New Appropriations
057-1	State Bldg Constr-State	19,550,000	13,383,000	3,515,000	2,652,000	
10P-1	Col River Water-State	12,250,000	4,392,000	1,683,000	6,175,000	
296-1	Col River Bas Wtr Su-State	2,000,000	307,000	800,000	893,000	
<b>Total</b>		<b>33,800,000</b>	<b>18,082,000</b>	<b>5,998,000</b>	<b>9,720,000</b>	<b>0</b>
<b>Future Fiscal Periods</b>						
		<b>2025-27</b>	<b>2027-29</b>	<b>2029-31</b>	<b>2031-33</b>	

461 - Department of Ecology  
Capital Project Request

2023-25 Biennium

\*

Version: BI Biennial 2023-25 Initial

Report Number: CBS002

Date Run: 9/7/2022 11:58AM

Project Number: 30000712

Project Title: Columbia River Water Supply Development Program

**Funding**

		Future Fiscal Periods			
		2025-27	2027-29	2029-31	2031-33
057-1	State Bldg Constr-State				
10P-1	Col River Water-State				
296-1	Col River Bas Wtr Su-State				
<b>Total</b>		<b>0</b>	<b>0</b>	<b>0</b>	<b>0</b>

**Operating Impacts**

No Operating Impact

461 - Department of Ecology  
 Capital Project Request

2023-25 Biennium

\*

Version: BI Biennial 2023-25 Initial

Report Number: CBS002

Date Run: 9/7/2022 1:11PM

Project Number: 40000396

Project Title: 2021-23 Puget Sound Nutrient Reduction Grant Program

**Description**

Starting Fiscal Year: 2022  
 Project Class: Grant - Pass Through  
 Agency Priority: 0

**Project Summary**

The health of Puget Sound is significantly degraded by human sources of excess nutrients, which cause low dissolved oxygen, disrupt the food chain, and imperil our orca and salmon populations. To help address this situation, Ecology is developing a nutrient general permit for wastewater treatment facilities that will focus on establishing nutrient discharge limits, optimizing operations of the facilities as they exist, and planning for future improvements. This funding will provide pass-through grants to Puget Sound municipalities for wastewater nutrient reduction planning and optimization projects. This funding is needed to support these local governments in implementing the new nutrient general permit, and projects will help address significant impairments to the health of Puget Sound. Related to Puget Sound Action Agenda Implementation. (State Building Construction Account)

**Project Description**

Estimates for capital reappropriation amounts are based on current biennium appropriations minus expenditures through July 2022 Fiscal Month 13.

**Location**

City: Statewide County: Statewide Legislative District: 098

**Project Type**

Grants

**Grant Recipient Organization:** 67 municipalities impacted by limits set through issuance of a nutrient general permit

**RCW that establishes grant:** N/A

**Application process used**

This funding will be directed to municipalities directly affected by the new nutrient general permit to help implement nutrient reduction capital planning and offset financial impacts that increase sewer rates. All 67 impacted facilities will be eligible to apply and grant resources will be awarded based on facility information and nutrient reduction priorities to be developed with stakeholder input. This program augments the existing water quality combined infrastructure funding programs by getting municipalities with WWTPs discharging to Puget Sound started with the planning that will eventually inform decisions around future design/construct projects. There is a broad range in facility types and discharge volumes of facilities represented by this group of municipalities. This program will work with each municipality to address specific needs to prioritize and maximize the use of planning and optimization dollars to achieve effective plans and actions to reduce nutrient discharges. Costs include set up and modification of the grant/loan applications in the agency's grant and loan system.

**Growth Management impacts**

N/A

**Funding**

Acct Code	Account Title	Estimated Total	Expenditures		2023-25 Fiscal Period	
			Prior Biennium	Current Biennium	Reappropriations	New Appropriations
057-1	State Bldg Constr-State	9,000,000			9,000,000	
	<b>Total</b>	<b>9,000,000</b>	<b>0</b>	<b>0</b>	<b>9,000,000</b>	<b>0</b>

461 - Department of Ecology  
Capital Project Request

2023-25 Biennium

\*

Version: BI Biennial 2023-25 Initial

Report Number: CBS002

Date Run: 9/7/2022 1:11PM

Project Number: 40000396

Project Title: 2021-23 Puget Sound Nutrient Reduction Grant Program

**Funding**

		Future Fiscal Periods			
		<u>2025-27</u>	<u>2027-29</u>	<u>2029-31</u>	<u>2031-33</u>
057-1	State Bldg Constr-State				
	<b>Total</b>	<b>0</b>	<b>0</b>	<b>0</b>	<b>0</b>

**Operating Impacts**

No Operating Impact

461 - Department of Ecology  
 Capital Project Request

2023-25 Biennium

\*

Version: BI Biennial 2023-25 Initial

Report Number: CBS002

Date Run: 9/8/2022 9:47AM

Project Number: 30000374

Project Title: Remedial Action Grants

**Description**

Starting Fiscal Year: 2014  
 Project Class: Grant - Pass Through  
 Agency Priority: 0

**Project Summary**

Ecology manages the Remedial Action Grant (RAG) program to help local governments clean up contaminated sites in Washington. RAGs support cleanup at contaminated industrial sites that impact the air, land, and water resources of the state, and continued cleanup of Puget Sound. This grant funding will protect public and environmental health, create jobs, promote economic redevelopment by allowing contaminated properties to be redeveloped, and leverage local match funding for this work. Related to Puget Sound Action Agenda Implementation. (Model Toxics Control Capital Account )

**Project Description**

Estimates for capital reappropriation amounts are based on current biennium appropriations minus expenditures through July 2022 Fiscal Month 13.

**Location**

City: Statewide

County: Statewide

Legislative District: 098

**Project Type**

Grants

Grant Recipient Organization: Local Government

RCW that establishes grant: Chapter 70A.305 RCW

**Application process used**

1) Project solicitation. Biennially, Ecology will solicit project proposals from local governments to develop its budget and update the MTCA Ten-Year Financing Plan for RA grants. (2) Legislative Action. Projects are ranked and included in Ecology's budget for legislative action. (3) Application submittal. Once the budget is passed by the Legislature, applicants are notified and required to complete a detailed application. Applications must be submitted on electronic forms provided by Ecology. For multi-biennial oversight RA grant projects, an application must be submitted before each biennium for which additional funds are requested. (4) Agreement development. Ecology uses the information in the application to negotiate with the applicant the final scope of work and budget for the grant and develop the agreement.

**Growth Management impacts**

Supports redevelopment of brownfield properties in urban areas.

**Funding**

Acct Code	Account Title	Estimated Total	Expenditures		2023-25 Fiscal Period	
			Prior Biennium	Current Biennium	Reappropriations	New Appropriations
174-1	Local Toxics Control-State	52,048,000	52,048,000			
23N-1	MTC Capital Account-State	10,184,000	1,376,000	795,000	8,013,000	
	<b>Total</b>	<b>62,232,000</b>	<b>53,424,000</b>	<b>795,000</b>	<b>8,013,000</b>	<b>0</b>
<b>Future Fiscal Periods</b>						
		<u>2025-27</u>	<u>2027-29</u>	<u>2029-31</u>	<u>2031-33</u>	
174-1	Local Toxics Control-State					

461 - Department of Ecology  
Capital Project Request

2023-25 Biennium

\*

Version: BI Biennial 2023-25 Initial

Report Number: CBS002

Date Run: 9/8/2022 9:47AM

Project Number: 30000374

Project Title: Remedial Action Grants

**Funding**

	Future Fiscal Periods			
	<u>2025-27</u>	<u>2027-29</u>	<u>2029-31</u>	<u>2031-33</u>
23N-1 MTC Capital Account-State				
<b>Total</b>	<b>0</b>	<b>0</b>	<b>0</b>	<b>0</b>

**Operating Impacts**

No Operating Impact



461 - Department of Ecology  
 Capital Project Request

2023-25 Biennium

\*

Version: BI Biennial 2023-25 Initial

Report Number: CBS002

Date Run: 9/8/2022 11:36AM

Project Number: 40000388

Project Title: 2021-23 Coastal Wetlands Federal Funds

**Description**

Starting Fiscal Year: 2022  
 Project Class: Grant - Pass Through  
 Agency Priority: 0

**Project Summary**

Ecology is requesting reappropriation authority for the National Coastal Wetland Conservation grant program, administered by the U.S. Fish & Wildlife Service. This grant program provides financing to protect important coastal and estuarine areas that have significant conservation, recreation, or ecological value. Coastal wetlands make up less than 10 percent of the nation’s land area, but support a wealth of plant and animal resources. Washington’s coastal areas support a high percentage of threatened and endangered species, fishery resources, migratory songbirds, and migrating and wintering waterfowl. Ecology administers the pass through of these federal grants to other state or local government entities. Ecology is requesting federal capital reappropriation authority in case it is successful in receiving additional grants. Related to Puget Sound Action Agenda. (General Fund-Federal)

**Project Description**

Estimates for capital reappropriation amounts are based on current biennium appropriations minus expenditures through July 2022 Fiscal Month 13.

**Project Type**

Grants

Grant Recipient Organization: Unknown until grant awards are made.

RCW that establishes grant: N/A

**Application process used**

None. Ecology helps local and tribal governments, state agencies, and nonprofit organizations apply for federal funding. Funding applications for National Coastal Wetlands Conservation grants are due in June.

**Growth Management impacts**

None; some local governments may secure grants to protect wetlands within their jurisdictions.

**Funding**

Acct Code	Account Title	Estimated Total	Expenditures		2023-25 Fiscal Period	
			Prior Biennium	Current Biennium	Reapprops	New Approps
001-2	General Fund-Federal	8,000,000			8,000,000	
	<b>Total</b>	<b>8,000,000</b>	<b>0</b>	<b>0</b>	<b>8,000,000</b>	<b>0</b>
<b>Future Fiscal Periods</b>						
		<u>2025-27</u>	<u>2027-29</u>	<u>2029-31</u>	<u>2031-33</u>	
001-2	General Fund-Federal					
	<b>Total</b>	<b>0</b>	<b>0</b>	<b>0</b>	<b>0</b>	

**Operating Impacts**

No Operating Impact

\*\*\* *This page intentionally blank.* \*\*\*

461 - Department of Ecology  
 Capital Project Request

2023-25 Biennium

\*

Version: BI Biennial 2023-25 Initial

Report Number: CBS002

Date Run: 9/8/2022 10:50AM

Project Number: 40000114

Project Title: 2019-21 ASARCO Cleanup

**Description**

Starting Fiscal Year: 2020  
 Project Class: Grant - Pass Through  
 Agency Priority: 0

**Project Summary**

This request continues cleanup work related to the ASARCO smelter site in Tacoma. ASARCO operated a smelter in Tacoma that released arsenic, lead, and other contamination into the air. The pollution settled down to earth in the Tacoma Smelter Plume. The smelter operated from 1890 to 1986 and contaminated over 1,000 square miles in the lower Puget Sound. This request will protect public and environmental health, create jobs, and promote economic development by allowing contaminated properties to be redeveloped. Related to Puget Sound Action Agenda Implementation. (Cleanup Settlement Account)

**Project Description**

Estimates for capital reappropriation amounts are based on current biennium appropriations minus expenditures through July 2022 Fiscal Month 13.

**Location**

City: Statewide

County: Statewide

Legislative District: 098

**Project Type**

Grants

Grant Recipient Organization: Department of Ecology

RCW that establishes grant: Chapter 70A.305 RCW

**Application process used**

This is a capital project directly operated and managed by Ecology.

**Growth Management impacts**

N/A

**Funding**

Acct Code	Account Title	Estimated Total	Expenditures		2023-25 Fiscal Period	
			Prior Biennium	Current Biennium	Reapprops	New Approps
15H-1	Cleanup Set Acct-State	6,800,000			6,800,000	
	<b>Total</b>	<b>6,800,000</b>	<b>0</b>	<b>0</b>	<b>6,800,000</b>	<b>0</b>
<b>Future Fiscal Periods</b>						
		<u>2025-27</u>	<u>2027-29</u>	<u>2029-31</u>	<u>2031-33</u>	
15H-1	Cleanup Set Acct-State					
	<b>Total</b>	<b>0</b>	<b>0</b>	<b>0</b>	<b>0</b>	

**Operating Impacts**

No Operating Impact

\*\*\* *This page intentionally blank.* \*\*\*

461 - Department of Ecology  
 Capital Project Request

2023-25 Biennium

\*

Version: BI Biennial 2023-25 Initial

Report Number: CBS002

Date Run: 9/7/2022 1:13PM

Project Number: 40000436

Project Title: 2021-23 Product Replacement Program

**Description**

Starting Fiscal Year: 2022  
 Project Class: Grant - Pass Through  
 Agency Priority: 0

**Project Summary**

Removing toxic chemicals from consumer products before they cause environmental harm is one of the least expensive and most effective ways to help protect Washington’s environment, the state’s economy, and public health. Ecology’s Product Replacement Program is a cutting edge collaboration with local government partners to provide financial incentives to Washington businesses to remove or replace the worst of these chemicals through technology and infrastructure upgrades, best management practices, disposal programs, and the use of safer chemicals. Requested funding will replace machinery and/or make building improvements, which will produce long -term benefits for both the businesses and the public. This assistance avoids costly cleanups, improves the viability of the affected businesses, protects the environment, and reduces human and wildlife exposure to toxins. Related to Puget Sound Action Agenda Implementation. (Model Toxics Control Capital Account)

**Project Description**

Estimates for capital reappropriation amounts are based on current biennium appropriations minus expenditures through July 2022 Fiscal Month 13.

**Project Type**

Grants

Grant Recipient Organization: Local Governments

RCW that establishes grant: N/A

**Application process used**

The primary methods for the distribution of funding is through direct reimbursement payments to businesses that implement an eligible a product replacement, payment to a state contractor for collection and disposal, and contract awards to PPA partners to provide technical assistance. For each product replacement effort, Ecology develops a process to ensure funding is provided fairly and equitability across the state to the most businesses and communities possible.

**Growth Management impacts**

N/A

**Funding**

Acct Code	Account Title	Estimated Total	Expenditures		2023-25 Fiscal Period	
			Prior Biennium	Current Biennium	Reapprops	New Approps
23N-1	MTC Capital Account-State	6,500,000		566,000	5,934,000	
	<b>Total</b>	<b>6,500,000</b>	<b>0</b>	<b>566,000</b>	<b>5,934,000</b>	<b>0</b>
<b>Future Fiscal Periods</b>						
		<u>2025-27</u>	<u>2027-29</u>	<u>2029-31</u>	<u>2031-33</u>	
23N-1	MTC Capital Account-State					
	<b>Total</b>	<b>0</b>	<b>0</b>	<b>0</b>	<b>0</b>	

**461 - Department of Ecology  
Capital Project Request**

2023-25 Biennium

\*

**Version:** BI Biennial 2023-25 Initial

**Report Number:** CBS002

**Date Run:** 9/7/2022 1:13PM

**Project Number:** 40000436

**Project Title:** 2021-23 Product Replacement Program

**Operating Impacts**

---

No Operating Impact

461 - Department of Ecology  
 Capital Project Request

2023-25 Biennium

\*

Version: BI Biennial 2023-25 Initial

Report Number: CBS002

Date Run: 9/7/2022 11:56AM

Project Number: 30000705

Project Title: 2017-19 Centennial Clean Water program

**Description**

Starting Fiscal Year: 2018  
 Project Class: Grant - Pass Through  
 Agency Priority: 0

**Project Summary**

This funding for Ecology's Centennial Clean Water Program (CCWP) will provide grants to public entities to finance construction of water pollution control facilities and plan and implement nonpoint pollution control activities. Ecology distributes the funds through a statewide competitive rating and ranking process. Grant recipients are public entities that use the funds to address high-priority statewide water quality needs. The work done by public entities using these funds is an integral and essential part of the state's strategy to reduce pollution and protect our marine waters, estuaries, lakes, rivers, and groundwater resources. Related to Puget Sound Action Agenda implementation. (State Building Construction Account )

**Project Description**

Estimates for capital reappropriation amounts are based on current biennium appropriations minus expenditures through July 2022 Fiscal Month 13.

**Location**

City: Statewide County: Statewide Legislative District: 098

**Project Type**

Grants

Grant Recipient Organization: Public entities, local gov'ts, special purpose distr., quasi municipals, fed. recognized tribes.

RCW that establishes grant: Chapter 70.146 RCW

**Application process used**

Ecology manages an integrated funding approach using a joint application, evaluation, and rating and ranking process for the State Revolving Fund, Centennial Clean Water Program, Stormwater Financial Assistance Program, and the Clean Water Act Section 319 federal grant program. The application period begins in August with applications due mid -October. Ecology staff screen, review, and rate and rank the applications from October through December. Project proposals are evaluated and points are assigned according to an objective rating system that identifies the highest priority water quality needs statewide. In January, Ecology produces a draft project list for the Legislature to use during budget considerations. The list becomes final on July 1 or sooner, contingent on Capital Budget appropriations. The Fiscal Year 2017 Final Offer and Applicant List is available on the Water Quality website: [http://www.ecy.wa.gov/programs/wq/funding/Opp/WQC/CyclePages/WQC\\_2017.html](http://www.ecy.wa.gov/programs/wq/funding/Opp/WQC/CyclePages/WQC_2017.html)

**Growth Management impacts**

N/A

**Funding**

Acct Code	Account Title	Estimated Total	Expenditures		2023-25 Fiscal Period	
			Prior Biennium	Current Biennium	Reappropriations	New Appropriations
057-1	State Bldg Constr-State	33,600,000	18,974,000	8,785,000	5,841,000	
	<b>Total</b>	<b>33,600,000</b>	<b>18,974,000</b>	<b>8,785,000</b>	<b>5,841,000</b>	<b>0</b>
<b>Future Fiscal Periods</b>						
		<u>2025-27</u>	<u>2027-29</u>	<u>2029-31</u>	<u>2031-33</u>	

461 - Department of Ecology  
Capital Project Request

2023-25 Biennium

\*

Version: BI Biennial 2023-25 Initial

Report Number: CBS002

Date Run: 9/7/2022 11:56AM

Project Number: 30000705

Project Title: 2017-19 Centennial Clean Water program

**Funding**

		Future Fiscal Periods			
		2025-27	2027-29	2029-31	2031-33
057-1	State Bldg Constr-State				
	<b>Total</b>	0	0	0	0

**Operating Impacts**

No Operating Impact



461 - Department of Ecology  
 Capital Project Request

2023-25 Biennium

\*

Version: BI Biennial 2023-25 Initial

Report Number: CBS002

Date Run: 9/7/2022 1:02PM

Project Number: 40000346

Project Title: 2021-23 Clean Up Toxic Sites – Puget Sound

**Description**

Starting Fiscal Year: 2022  
 Project Class: Grant  
 Agency Priority: 0

**Project Summary**

A significant source of pollution to Puget Sound is contaminated sites around the Basin and its shorelines. Ecology has been identifying and cleaning up contaminated sites in the Puget Sound Basin for many years. This emphasis on bay -wide cleanup in Puget Sound and surrounding areas has highlighted a valuable link between toxic site cleanup and habitat restoration. This funding will support projects that integrate shoreline habitat restoration opportunities with cleanup projects to protect public and environmental health, create jobs, and promote economic development. Related to Puget Sound Action Agenda Implementation. (Model Toxics Control Capital Account )

**Project Description**

Estimates for capital reappropriation amounts are based on current biennium appropriations minus expenditures through July 2022 Fiscal Month 13.

**Location**

City: Statewide

County: Statewide

Legislative District: 098

**Project Type**

Grants

Grant Recipient Organization: N/A

RCW that establishes grant: N/A

Application process used

N/A

**Growth Management impacts**

N/A

**Funding**

Acct Code	Account Title	Estimated Total	Expenditures		2023-25 Fiscal Period	
			Prior Biennium	Current Biennium	Reapprops	New Approps
23N-1	MTC Capital Account-State	5,808,000		126,000	5,682,000	
	<b>Total</b>	<b>5,808,000</b>	<b>0</b>	<b>126,000</b>	<b>5,682,000</b>	<b>0</b>
<b>Future Fiscal Periods</b>						
		<u>2025-27</u>	<u>2027-29</u>	<u>2029-31</u>	<u>2031-33</u>	
23N-1	MTC Capital Account-State					
	<b>Total</b>	<b>0</b>	<b>0</b>	<b>0</b>	<b>0</b>	

**Operating Impacts**

No Operating Impact

\*\*\* *This page intentionally blank.* \*\*\*

461 - Department of Ecology  
 Capital Project Request

2023-25 Biennium

\*

Version: BI Biennial 2023-25 Initial

Report Number: CBS002

Date Run: 9/7/2022 12:21PM

Project Number: 40000194

Project Title: 2019-21 Protect Investments in Cleanup Remedies

**Description**

Starting Fiscal Year: 2020  
 Project Class: Grant - Pass Through  
 Agency Priority: 0

**Project Summary**

At Superfund-financed sites, or when Washington assumes liability for a cleanup, the state has financial responsibility for cleanup costs. When the U.S. Environmental Protection Agency cleans up a site in Washington, the state enters a State Superfund Contract. It binds Washington to pay for ten percent of the cleanup construction costs and 100 percent of the long-term operation and maintenance costs of the cleanup remedy. When Washington assumes responsibility for a cleanup site – like after a bankruptcy, or when a site is orphaned or abandoned – protecting the remedy requires ongoing investment. This funding will meet legal requirements, protect public investments in cleanup, and protect human health and the environment from remedy failure. Related to Puget Sound Action Agenda Implementation. (Model Toxics Control Capital Account)

**Project Description**

Estimates for capital reappropriation amounts are based on current biennium appropriations minus expenditures through July 2022 Fiscal Month 13.

**Location**

City: Statewide

County: Statewide

Legislative District: 098

**Project Type**

Grants

Grant Recipient Organization: N/A

RCW that establishes grant: N/A

Application process used

N/A

**Growth Management impacts**

N/A

**Funding**

Acct Code	Account Title	Estimated Total	Expenditures		2023-25 Fiscal Period	
			Prior Biennium	Current Biennium	Reapprops	New Approps
23N-1	MTC Capital Account-State	8,204,000	1,522,000	1,203,000	5,479,000	
	<b>Total</b>	<b>8,204,000</b>	<b>1,522,000</b>	<b>1,203,000</b>	<b>5,479,000</b>	<b>0</b>
<b>Future Fiscal Periods</b>						
		<u>2025-27</u>	<u>2027-29</u>	<u>2029-31</u>	<u>2031-33</u>	
23N-1	MTC Capital Account-State					
	<b>Total</b>	<b>0</b>	<b>0</b>	<b>0</b>	<b>0</b>	

**Operating Impacts**

**461 - Department of Ecology  
Capital Project Request**

2023-25 Biennium

\*

**Version:** BI Biennial 2023-25 Initial

**Report Number:** CBS002

**Date Run:** 9/7/2022 12:21PM

**Project Number:** 40000194

**Project Title:** 2019-21 Protect Investments in Cleanup Remedies

**Operating Impacts**

---

**No Operating Impact**

461 - Department of Ecology  
 Capital Project Request

2023-25 Biennium

\*

Version: BI Biennial 2023-25 Initial

Report Number: CBS002

Date Run: 9/7/2022 11:48AM

Project Number: 30000432

Project Title: Eastern Washington Clean Sites Initiative

**Description**

Starting Fiscal Year: 2016  
 Project Class: Grant  
 Agency Priority: 0

**Project Summary**

There are properties in Eastern Washington contaminated with hazardous wastes that have been abandoned or have owners unwilling or unable to pay for site investigation and cleanup. Without cleanup, these sites pose threats to public health, the environment, groundwater, and fish and wildlife resources. Cleaning up these sites protects public and environmental health, creates jobs, and promotes economic growth as the sites are redeveloped. This funding will continue the initiative to have a statewide cleanup program by making investments outside of the Puget Sound Basin and Western Washington. (Model Toxics Control Capital Account)

**Project Description**

Estimates for capital reappropriation amounts are based on current biennium appropriations minus expenditures through July 2022 Fiscal Month 13.

**Location**

City: Statewide

County: Statewide

Legislative District: 098

**Project Type**

Grants

Grant Recipient Organization: N/A

RCW that establishes grant: N/A

Application process used  
 N/A

**Growth Management impacts**

N/A

**Funding**

Acct Code	Account Title	Estimated Total	Expenditures		2023-25 Fiscal Period	
			Prior Biennium	Current Biennium	Reapprops	New Approps
173-1	State Toxics Control-State	1,250,000	1,250,000			
23N-1	MTC Capital Account-State	6,618,000	1,276,000	396,000	4,946,000	
	<b>Total</b>	<b>7,868,000</b>	<b>2,526,000</b>	<b>396,000</b>	<b>4,946,000</b>	<b>0</b>
<b>Future Fiscal Periods</b>						
		<u>2025-27</u>	<u>2027-29</u>	<u>2029-31</u>	<u>2031-33</u>	
173-1	State Toxics Control-State					
23N-1	MTC Capital Account-State					
	<b>Total</b>	<b>0</b>	<b>0</b>	<b>0</b>	<b>0</b>	

**Operating Impacts**

**461 - Department of Ecology  
Capital Project Request**

2023-25 Biennium

\*

**Version:** BI Biennial 2023-25 Initial

**Report Number:** CBS002

**Date Run:** 9/7/2022 11:48AM

**Project Number:** 30000432

**Project Title:** Eastern Washington Clean Sites Initiative

**Operating Impacts**

---

No Operating Impact

461 - Department of Ecology  
 Capital Project Request

2023-25 Biennium

\*

Version: BI Biennial 2023-25 Initial

Report Number: CBS002

Date Run: 9/14/2022 8:54AM

Project Number: 92000195

Project Title: 2022 Stormwater Projects

**Description**

Starting Fiscal Year: 2022  
 Project Class: Grant - Pass Through  
 Agency Priority: 0

**Project Summary**

This project provides funding to build a stormwater treatment facility under the Union Ship Canal Bridge. The facility will be designed to treat legacy stormwater not currently projected for treatment retrofits through current or planned redevelopment. This project has two goals: (1) to achieve water quality standards in stormwater discharge into Port Angeles harbor from the Port of Port Angeles (Port) log handling facilities AND, (2) to protect significant archeological and cultural resources that likely underlay the site. (Model Toxics Control Stormwater Account)

**Project Description**

Estimates for capital reappropriation amounts are based on current biennium appropriations minus expenditures through July 2022 Fiscal Month 13.

**Location**

City: Statewide County: Statewide Legislative District: 098

**Project Type**

Grants

Grant Recipient Organization: TBD

RCW that establishes grant: 70.105D.210

Application process used

N/A

**Growth Management impacts**

N/A

**Funding**

Acct Code	Account Title	Estimated Total	Expenditures		2023-25 Fiscal Period	
			Prior Biennium	Current Biennium	Reapprops	New Approps
23R-1	MTC Stormw Account-State	4,855,000			4,855,000	
	<b>Total</b>	<b>4,855,000</b>	<b>0</b>	<b>0</b>	<b>4,855,000</b>	<b>0</b>
<b>Future Fiscal Periods</b>						
		<u>2025-27</u>	<u>2027-29</u>	<u>2029-31</u>	<u>2031-33</u>	
23R-1	MTC Stormw Account-State					
	<b>Total</b>	<b>0</b>	<b>0</b>	<b>0</b>	<b>0</b>	

**Operating Impacts**

No Operating Impact

\*\*\* *This page intentionally blank.* \*\*\*



461 - Department of Ecology  
 Capital Project Request

2023-25 Biennium

\*

Version: BI Biennial 2023-25 Initial

Report Number: CBS002

Date Run: 9/7/2022 11:50AM

Project Number: 30000537

Project Title: Floodplains by Design

**Description**

Starting Fiscal Year: 2016  
 Project Class: Grant - Pass Through  
 Agency Priority: 0

**Project Summary**

In Washington, damages from flooding exceed damage by all other natural hazards. Since 1980, flooding has caused more than \$2 billion in damages, with highly populated areas in Western Washington most at risk. Past solutions to address flooding were often out of step with other ecosystem protection or restoration activities. Floodplains by Design is an integrated approach that combines flood-hazard reduction actions with salmon recovery, river and habitat restoration, and other public benefits. Floodplains by Design is public-private partnership between Ecology, The Nature Conservancy, and Puget Sound Partnership. Related to Puget Sound Action Agenda Implementation. (State Building Construction Account )

**Project Description**

Estimates for capital reappropriation amounts are based on current biennium appropriations minus expenditures through July 2022 Fiscal Month 13.

**Project Type**

Grants

**Grant Recipient Organization:** Local gov, tribes, conservation/flood ctrl districts, non-profits, and salmon recovery lead entities

**RCW that establishes grant:** N/A

**Application process used**

Preliminary proposals are submitted and reviewed by a group made up of Ecology staff and external stakeholders. Pre-proposals are screened for eligibility and those that qualify are asked to submit detailed applications.

**Growth Management impacts**

In some cases, the funded projects would support objectives in local Frequently Flooded Area provisions contained in Critical Area policies.

**Funding**

Acct Code	Account Title	Estimated Total	Expenditures		2023-25 Fiscal Period	
			Prior Biennium	Current Biennium	Reapprops	New Approps
057-1	State Bldg Constr-State	35,527,000	26,149,000	5,094,000	4,284,000	
	<b>Total</b>	<b>35,527,000</b>	<b>26,149,000</b>	<b>5,094,000</b>	<b>4,284,000</b>	<b>0</b>
<b>Future Fiscal Periods</b>						
		<u>2025-27</u>	<u>2027-29</u>	<u>2029-31</u>	<u>2031-33</u>	
057-1	State Bldg Constr-State					
	<b>Total</b>	<b>0</b>	<b>0</b>	<b>0</b>	<b>0</b>	

**Operating Impacts**

No Operating Impact

\*\*\* *This page intentionally blank.* \*\*\*

461 - Department of Ecology  
 Capital Project Request

2023-25 Biennium

\*

Version: BI Biennial 2023-25 Initial

Report Number: CBS002

Date Run: 9/8/2022 11:42AM

Project Number: 40000391

Project Title: 2021-23 Sunnyside Valley Irrigation District Water Conservation

**Description**

Starting Fiscal Year: 2022  
 Project Class: Grant  
 Agency Priority: 0

**Project Summary**

The United States Bureau of Reclamation manages conservation improvements required by the Sunnyside Division Water Rights Settlement Agreement in the Yakima Basin Water Rights Adjudication. (State of Washington, Department of Ecology vs. James J. Acquavella, et al.) These are multi-year projects, and Ecology is requesting funding to cover the required state match of 17.5 percent of total project costs for the next four or five biennia. The Sunnyside Valley Irrigation District Phase 2 project cost is estimated at \$80 million, and Ecology's cost share is \$14 million over a 13 to 15 year construction period. (State Building Construction Account)

**Project Description**

Estimates for capital reappropriation amounts are based on current biennium appropriations minus expenditures through July 2022 Fiscal Month 13.

**Location**

City: Statewide

County: Statewide

Legislative District: 098

**Project Type**

Grants

Grant Recipient Organization: Public Agriculture Water Supply Facilities and US. Bureau of Reclamation

RCW that establishes grant: N/A

Application process used  
 N/A

**Growth Management impacts**

N/A

**Funding**

Acct Code	Account Title	Estimated Total	Expenditures		2023-25 Fiscal Period	
			Prior Biennium	Current Biennium	Reapprops	New Approps
057-1	State Bldg Constr-State	4,281,000			4,281,000	
	<b>Total</b>	<b>4,281,000</b>	<b>0</b>	<b>0</b>	<b>4,281,000</b>	<b>0</b>
<b>Future Fiscal Periods</b>						
		<u>2025-27</u>	<u>2027-29</u>	<u>2029-31</u>	<u>2031-33</u>	
057-1	State Bldg Constr-State					
	<b>Total</b>	<b>0</b>	<b>0</b>	<b>0</b>	<b>0</b>	

**Operating Impacts**

No Operating Impact

\*\*\* *This page intentionally blank.* \*\*\*

461 - Department of Ecology  
 Capital Project Request

2023-25 Biennium

\*

Version: BI Biennial 2023-25 Initial

Report Number: CBS002

Date Run: 9/7/2022 1:15PM

Project Number: 40000465

Project Title: 2022 Clean Up Toxic Sites – Puget Sound

**Description**

Starting Fiscal Year: 2022

Project Class: Grant

Agency Priority: 0

**Project Summary**

A significant source of pollution to Puget Sound is contaminated sites around the basin and its shorelines. Ecology has been identifying and cleaning up contaminated sites in the Puget Sound Basin for many years. This emphasis on bay -wide cleanup in Puget Sound and surrounding areas has highlighted a valuable link between toxic site cleanup and habitat restoration. This funding will support a project at the Eatonville Landfill that integrates river protection and recreation opportunities with the cleanup to protect public and environmental health, create jobs, and promote economic development. Related to Puget Sound Action Agenda Implementation. (Model Toxics Control Capital Account )

**Project Description**

Estimates for capital reappropriation amounts are based on current biennium appropriations minus expenditures through July 2022 Fiscal Month 13.

**Location**

City: Unincorporated

County: Pierce

Legislative District: 002

**Project Type**

Grants

Grant Recipient Organization: N/A

RCW that establishes grant: N/A

Application process used

N/A

**Growth Management impacts**

N/A

**Funding**

Acct Code	Account Title	Estimated Total	Expenditures		2023-25 Fiscal Period	
			Prior Biennium	Current Biennium	Reapprops	New Approps
23N-1	MTC Capital Account-State	4,000,000			4,000,000	
	<b>Total</b>	<b>4,000,000</b>	<b>0</b>	<b>0</b>	<b>4,000,000</b>	<b>0</b>
<b>Future Fiscal Periods</b>						
		<u>2025-27</u>	<u>2027-29</u>	<u>2029-31</u>	<u>2031-33</u>	
23N-1	MTC Capital Account-State					
	<b>Total</b>	<b>0</b>	<b>0</b>	<b>0</b>	<b>0</b>	

**Operating Impacts**

No Operating Impact

\*\*\* *This page intentionally blank.* \*\*\*

461 - Department of Ecology  
 Capital Project Request

2023-25 Biennium

\*

Version: BI Biennial 2023-25 Initial

Report Number: CBS002

Date Run: 9/7/2022 12:15PM

Project Number: 40000149

Project Title: Healthy Housing Remediation Program

**Description**

Starting Fiscal Year: 2020  
 Project Class: Grant - Pass Through  
 Agency Priority: 0

**Project Summary**

Washington is in dire need of affordable housing across the state. The 2017 Annual Report of the Affordable Housing Advisory Board (<http://www.commerce.wa.gov/wp-content/uploads/2018/04/AHAB-2017-Report.pdf>) notes that housing supply and affordability affect all Washington communities, and rents are growing faster than low and middle incomes. A key factor is land availability. Whether in an urban or rural setting, contamination or suspicion of contamination drives up the costs of housing development. This funding will respond to 2018 legislative direction by funding public, nonprofit, or private affordable housing developers' cleanup costs. Funding the program will invest in a social good (housing) beyond the traditional economic good of redeveloping contaminated properties for commercial and industrial purposes. Related to Puget Sound Action Agenda implementation. (Model Toxics Control Capital Account )

**Project Description**

Estimates for capital reappropriation amounts are based on current biennium appropriations minus expenditures through July 2022 Fiscal Month 13.

**Location**

City: Statewide

County: Statewide

Legislative District: 098

**Project Type**

Grants

Grant Recipient Organization: Local Governments, Nonprofit, and Private Housing Organizations

RCW that establishes grant: N/A

**Application process used**

In June 2018, Ecology solicited local governments, nonprofit, and private housing organizations for potential cleanup projects (this includes remedial investigation, feasibility studies, and cleanup plan development) that will lead to creating affordable housing units. Ecology's existing Remedial Action Grant application was modified to include housing information. This was coordinated with Commerce. Ecology solicited projects through Ecology's Administration of Grants and Loans (EAGL) system. The solicitation will help Ecology and Commerce understand funding needs for cleaning up contaminated site (s) and the suitability of the planned location for housing. Ecology expected to receive more applications, but many potential applicants reported that while they were interested, they were unable to plan and complete an application in the brief solicitation period. The estimates do not include future cleanup costs and some or all of the grant recipients will likely request funding support for future cleanup activities. Costs include set up and modification of the grant/loan applications in the agency's grant and loan system.

**Growth Management impacts**

Supports redevelopment of brownfield properties in urban areas

**Funding**

Acct Code	Account Title	Estimated Total	Expenditures		2023-25 Fiscal Period	
			Prior Biennium	Current Biennium	Reappropriations	New Appropriations
23N-1	MTC Capital Account-State	4,830,000	502,000	573,000	3,755,000	
	<b>Total</b>	<b>4,830,000</b>	<b>502,000</b>	<b>573,000</b>	<b>3,755,000</b>	<b>0</b>

461 - Department of Ecology  
Capital Project Request

2023-25 Biennium

\*

Version: BI Biennial 2023-25 Initial

Report Number: CBS002

Date Run: 9/7/2022 12:15PM

Project Number: 40000149

Project Title: Healthy Housing Remediation Program

**Funding**

	Future Fiscal Periods			
	2025-27	2027-29	2029-31	2031-33
23N-1 MTC Capital Account-State				
<b>Total</b>	<b>0</b>	<b>0</b>	<b>0</b>	<b>0</b>

**Operating Impacts**

No Operating Impact



461 - Department of Ecology  
 Capital Project Request

2023-25 Biennium

\*

Version: BI Biennial 2023-25 Initial

Report Number: CBS002

Date Run: 9/7/2022 11:58AM

Project Number: 30000714

Project Title: Watershed Plan Implementation and Flow Achievement

**Description**

Starting Fiscal Year: 2018  
 Project Class: Grant - Pass Through  
 Agency Priority: 0

**Project Summary**

Local watershed plans were developed using state grant funds issued under Chapter 90.82 RCW (Watershed Planning). These plans identify many statewide capital needs, including new projects, rehabilitation of existing water systems, water conservation and acquisition of existing water rights for instream flow and other future needs. Ecology requests reappropriation from the State Building Construction Account for projects previously authorized by the Legislature to finance capital projects and water acquisition strategies for implementing locally developed watershed plans. These projects and acquisitions will help watershed units meet future water needs while achieving recommended instream flows. (State Building Construction Account)

**Project Description**

Estimates for capital reappropriation amounts are based on current biennium appropriations minus expenditures through July 2022 Fiscal Month 13.

**Location**

City: Statewide County: Statewide Legislative District: 098

**Project Type**

Grants

Grant Recipient Organization: Local entities with an adopted watershed plan or other similar type plan.

RCW that establishes grant: Chapter 98.82 RCW

**Application process used**

A competitive grant process will be used for each of the categories funded through this appropriation.

**Growth Management impacts**

N/A

**Funding**

Acct Code	Account Title	Estimated Total	Expenditures		2023-25 Fiscal Period	
			Prior Biennium	Current Biennium	Reapps	New Approps
057-1	State Bldg Constr-State	5,000,000	1,121,000	415,000	3,464,000	
	<b>Total</b>	<b>5,000,000</b>	<b>1,121,000</b>	<b>415,000</b>	<b>3,464,000</b>	<b>0</b>
<b>Future Fiscal Periods</b>						
		<u>2025-27</u>	<u>2027-29</u>	<u>2029-31</u>	<u>2031-33</u>	
057-1	State Bldg Constr-State					
	<b>Total</b>	<b>0</b>	<b>0</b>	<b>0</b>	<b>0</b>	

**Operating Impacts**

**461 - Department of Ecology  
Capital Project Request**

2023-25 Biennium

\*

**Version:** BI Biennial 2023-25 Initial

**Report Number:** CBS002

**Date Run:** 9/7/2022 11:58AM

**Project Number:** 30000714

**Project Title:** Watershed Plan Implementation and Flow Achievement

**Operating Impacts**

---

No Operating Impact

461 - Department of Ecology  
 Capital Project Request

2023-25 Biennium

\*

Version: BI Biennial 2023-25 Initial

Report Number: CBS002

Date Run: 9/7/2022 1:07PM

Project Number: 40000386

Project Title: 2021-23 ASARCO Tacoma Smelter Plume Cleanup

**Description**

Starting Fiscal Year: 2022  
 Project Class: Grant - Pass Through  
 Agency Priority: 0

**Project Summary**

This funding continues cleanup work related to the ASARCO smelter site in Tacoma. ASARCO operated a smelter in Tacoma that released arsenic, lead, and other contamination into the air. The pollution settled down to earth in the Tacoma Smelter Plume. The smelter operated from 1890 to 1986 and contaminated over 1,000 square miles in the lower Puget Sound. The funding will protect public and environmental health, create jobs, and promote economic development by allowing contaminated properties to be redeveloped. Related to Puget Sound Action Agenda Implementation. (Cleanup Settlement Account)

**Project Description**

Estimates for capital reappropriation amounts are based on current biennium appropriations minus expenditures through July 2022 Fiscal Month 13.

**Location**

City: Statewide

County: Statewide

Legislative District: 098

**Project Type**

Grants

Grant Recipient Organization: N/A

RCW that establishes grant: N/A

Application process used

N/A

**Growth Management impacts**

N/A

**Funding**

Acct Code	Account Title	Estimated Total	Expenditures		2023-25 Fiscal Period	
			Prior Biennium	Current Biennium	Reapprops	New Approps
15H-1	Cleanup Set Acct-State	3,000,000			3,000,000	
	<b>Total</b>	<b>3,000,000</b>	<b>0</b>	<b>0</b>	<b>3,000,000</b>	<b>0</b>
<b>Future Fiscal Periods</b>						
		<u>2025-27</u>	<u>2027-29</u>	<u>2029-31</u>	<u>2031-33</u>	
15H-1	Cleanup Set Acct-State					
	<b>Total</b>	<b>0</b>	<b>0</b>	<b>0</b>	<b>0</b>	

**Operating Impacts**

No Operating Impact

\*\*\* *This page intentionally blank.* \*\*\*

461 - Department of Ecology  
 Capital Project Request

2023-25 Biennium

\*

Version: BI Biennial 2023-25 Initial

Report Number: CBS002

Date Run: 9/7/2022 11:51AM

Project Number: 30000542

Project Title: Cleanup Toxics Sites - Puget Sound

**Description**

Starting Fiscal Year: 2016  
 Project Class: Grant  
 Agency Priority: 0

**Project Summary**

A significant source of pollution to Puget Sound is contaminated sites around the Basin and its shorelines. Ecology has been identifying and cleaning up contaminated sites in the Puget Sound Basin. This emphasis on bay -wide cleanup in Puget Sound and surrounding areas has highlighted a valuable link between toxic site cleanup and habitat restoration. This funding will support projects that integrate shoreline habitat restoration opportunities with cleanup projects to protect public and environmental health, create jobs, and promote economic development. Related to Puget Sound Action Agenda implementation. (Model Toxics Control Capital Account )

**Project Description**

Estimates for capital reappropriation amounts are based on current biennium appropriations minus expenditures through July 2022 Fiscal Month 13.

**Location**

City: Statewide

County: Statewide

Legislative District: 098

**Project Type**

Grants

Grant Recipient Organization: N/A

RCW that establishes grant: N/A

Application process used  
 N/A

**Growth Management impacts**

N/A

**Funding**

Acct Code	Account Title	Estimated Total	Expenditures		2023-25 Fiscal Period	
			Prior Biennium	Current Biennium	Reapprops	New Approps
173-1	State Toxics Control-State	6,496,000	6,496,000			
23N-1	MTC Capital Account-State	7,295,000	1,552,000	2,807,000	2,936,000	
	<b>Total</b>	<b>13,791,000</b>	<b>8,048,000</b>	<b>2,807,000</b>	<b>2,936,000</b>	<b>0</b>
<b>Future Fiscal Periods</b>						
		<u>2025-27</u>	<u>2027-29</u>	<u>2029-31</u>	<u>2031-33</u>	
173-1	State Toxics Control-State					
23N-1	MTC Capital Account-State					
	<b>Total</b>	<b>0</b>	<b>0</b>	<b>0</b>	<b>0</b>	

**Operating Impacts**

**461 - Department of Ecology  
Capital Project Request**

2023-25 Biennium

\*

**Version:** BI Biennial 2023-25 Initial

**Report Number:** CBS002

**Date Run:** 9/7/2022 11:51AM

**Project Number:** 30000542

**Project Title:** Cleanup Toxics Sites - Puget Sound

**Operating Impacts**

---

No Operating Impact

461 - Department of Ecology  
 Capital Project Request

2023-25 Biennium

\*

Version: BI Biennial 2023-25 Initial

Report Number: CBS002

Date Run: 9/7/2022 12:08PM

Project Number: 40000111

Project Title: 2019-21 Sunnyside Valley Irrigation District Water Conservation

**Description**

Starting Fiscal Year: 2020  
 Project Class: Grant  
 Agency Priority: 0

**Project Summary**

The United States Bureau of Reclamation (USBR) manages conservation improvements required by the Sunnyside Division Water Rights Settlement Agreement in the Yakima Basin Water Rights Adjudication. (State of Washington, Department of Ecology vs. James J. Acquavella, et al.) These are multiyear projects, and Ecology is requesting reappropriation of funding to cover our required state match of 17.5 percent of total project costs for the next four or five biennia. The Sunnyside Valley Irrigation District (SVID) Phase 2B project cost is estimated at \$80 million, and Ecology's cost share is \$14 million over a 13 to 15 year construction period. Ecology requests reappropriation to continue the construction schedule for the state's share of the Yakima River Basin Water Enhancement Project. Costs share to meet state obligations are still required. (State Building Construction Account)

**Project Description**

Estimates for capital reappropriation amounts are based on current biennium appropriations minus expenditures through July 2022 Fiscal Month 13.

**Location**

City: Statewide

County: Statewide

Legislative District: 098

**Project Type**

Grants

Grant Recipient Organization: Public Agriculture Water Supply Facilities and US. Bureau of Reclamation

RCW that establishes grant: N/A

Application process used  
 N/A

**Growth Management impacts**

N/A

**Funding**

Acct Code	Account Title	Estimated Total	Expenditures		2023-25 Fiscal Period	
			Prior Biennium	Current Biennium	Reapprops	New Approps
057-1	State Bldg Constr-State	4,234,000	346,000	1,034,000	2,854,000	
	<b>Total</b>	<b>4,234,000</b>	<b>346,000</b>	<b>1,034,000</b>	<b>2,854,000</b>	<b>0</b>
<b>Future Fiscal Periods</b>						
		<u>2025-27</u>	<u>2027-29</u>	<u>2029-31</u>	<u>2031-33</u>	
057-1	State Bldg Constr-State					
	<b>Total</b>	<b>0</b>	<b>0</b>	<b>0</b>	<b>0</b>	

**Operating Impacts**

**461 - Department of Ecology  
Capital Project Request**

**2023-25 Biennium**

\*

**Version:** BI Biennial 2023-25 Initial

**Report Number:** CBS002

**Date Run:** 9/7/2022 12:08PM

**Project Number:** 40000111

**Project Title:** 2019-21 Sunnyside Valley Irrigation District Water Conservation

**Operating Impacts**

---

**No Operating Impact**



461 - Department of Ecology  
 Capital Project Request

2023-25 Biennium

\*

Version: BI Biennial 2023-25 Initial

Report Number: CBS002

Date Run: 9/8/2022 11:44AM

Project Number: 40000464

Project Title: Pacific Wood Treating Site Cleanup – Cleanup Settlement Account

**Description**

Starting Fiscal Year: 2022  
 Project Class: Grant  
 Agency Priority: 0

**Project Summary**

This request will provide reappropriation authority for a settlement deposited by Union Pacific Railroad Company into the Cleanup Settlement Account for the Pacific Wood Treating site in October 2020. Ecology plans to hire contractors to remove dioxin impacted soil from residential properties and road right-of-ways in Ridgefield. This request will require Ecology to pay for transport and landfill disposal costs for the excavated soil and purchase replacement soil and transport, and contractor costs for yard and right-of-way restoration layout, materials, and labor. Yard soil removal is required on 15 residential properties and 36 right-of-ways. This work will complete the cleanup of the off-property portion of the site. The other parts of the site have already been cleaned up. (Cleanup Settlement Account )

**Project Description**

Estimates for capital reappropriation amounts are based on current biennium appropriations minus expenditures through July 2022 Fiscal Month 13.

**Location**

City: Ridgefield

County: Clark

Legislative District: 018

**Project Type**

Grants

Grant Recipient Organization: N/A

RCW that establishes grant: N/A

Application process used  
 N/A

**Growth Management impacts**

N/A

**Funding**

Acct Code	Account Title	Estimated Total	Expenditures		2023-25 Fiscal Period	
			Prior Biennium	Current Biennium	Reapprops	New Approps
15H-1	Cleanup Set Acct-State	2,326,000			2,326,000	
	<b>Total</b>	<b>2,326,000</b>	<b>0</b>	<b>0</b>	<b>2,326,000</b>	<b>0</b>
<b>Future Fiscal Periods</b>						
		<u>2025-27</u>	<u>2027-29</u>	<u>2029-31</u>	<u>2031-33</u>	
15H-1	Cleanup Set Acct-State					
	<b>Total</b>	<b>0</b>	<b>0</b>	<b>0</b>	<b>0</b>	

**Operating Impacts**

**461 - Department of Ecology  
Capital Project Request**

2023-25 Biennium

\*

**Version:** BI Biennial 2023-25 Initial

**Report Number:** CBS002

**Date Run:** 9/8/2022 11:44AM

**Project Number:** 40000464

**Project Title:** Pacific Wood Treating Site Cleanup – Cleanup Settlement Account

**Operating Impacts**

---

No Operating Impact

461 - Department of Ecology  
 Capital Project Request

2023-25 Biennium

\*

Version: BI Biennial 2023-25 Initial

Report Number: CBS002

Date Run: 9/7/2022 1:04PM

Project Number: 40000371

Project Title: 2021-23 Reducing Toxic Wood Stove Emissions

**Description**

Starting Fiscal Year: 2022  
 Project Class: Grant - Pass Through  
 Agency Priority: 0

**Project Summary**

Smoke from wood burning stoves causes asthma, lung disease, heart disease, stroke, and premature death. This program reduces emissions from old, high-polluting wood stoves in communities facing significant public health threats from wood smoke. Funds will be used to replace uncertified wood-burning home heating devices with cleaner home heating options and deploy cleaner burning emission control solutions. Priority will be given to communities at high risk of violating national ambient air quality standards to prevent violations and avoid significant economic, environmental, and public health consequences. Related to Puget Sound Action Agenda implementation. (Model Toxics Control Capital Account).

**Project Description**

Estimates for capital reappropriation amounts are based on current biennium appropriations minus expenditures through July 2022 Fiscal Month 13.

**Location**

City: Statewide County: Statewide Legislative District: 098

**Project Type**

Grants

Grant Recipient Organization: Local Air Agencies and Ecology Regional Offices

RCW that establishes grant: N/A

**Application process used**

Competitive grants. Ecology establishes grant criteria for each grant cycle, such as: location in an area designated non-attainment for federal ambient air quality standards or at risk of being declared non-attainment; ability to leverage other funding sources; proposed actions resulting in the greatest PM 2.5 emission reductions; creative approaches to reach high volume wood users; replacing uncertified devices that are a home's primary heat source; educating consumers; readiness to proceed; and demonstrated capacity to spend the requested funding. Ecology also intends to utilize the Department of Health's Washington Tracking Network mapping tool to help prioritize those populations that have historically been disproportionately impacted by air pollution. All applications are received, evaluated and ranked against the adopted criteria, and decisions on funding are made based on the amount available and the worthiness of projects. Costs include maintenance and updates to the grant/loan applications in the agency's grant and loan system.

**Growth Management impacts**

N/A

**Funding**

Acct Code	Account Title	Estimated Total	Expenditures		2023-25 Fiscal Period	
			Prior Biennium	Current Biennium	Reapprops	New Approps
23N-1	MTC Capital Account-State	3,000,000		854,000	2,146,000	
	<b>Total</b>	<b>3,000,000</b>	<b>0</b>	<b>854,000</b>	<b>2,146,000</b>	<b>0</b>

**Future Fiscal Periods**

461 - Department of Ecology  
Capital Project Request

2023-25 Biennium

\*

Version: BI Biennial 2023-25 Initial

Report Number: CBS002

Date Run: 9/7/2022 1:04PM

Project Number: 40000371

Project Title: 2021-23 Reducing Toxic Wood Stove Emissions

**Funding**

	<u>2025-27</u>	<u>2027-29</u>	<u>2029-31</u>	<u>2031-33</u>
23N-1 MTC Capital Account-State				
<b>Total</b>	<b>0</b>	<b>0</b>	<b>0</b>	<b>0</b>

**Operating Impacts**

No Operating Impact

461 - Department of Ecology  
 Capital Project Request

2023-25 Biennium

\*

Version: BI Biennial 2023-25 Initial

Report Number: CBS002

Date Run: 9/8/2022 9:40AM

Project Number: 30000280

Project Title: ASARCO - Tacoma Smelter Plume and Mines

**Description**

Starting Fiscal Year: 2012  
 Project Class: Grant - Pass Through  
 Agency Priority: 0

**Project Summary**

This request continues cleanup work related to the ASARCO settlement sites for the Monte Cristo and Van Stone mines. (Cleanup Settlement Account)

**Project Description**

Estimates for capital reappropriation amounts are based on current biennium appropriations minus expenditures through July 2022 Fiscal Month 13.

**Location**

City: Statewide County: Statewide Legislative District: 098

**Project Type**

Grants

Grant Recipient Organization: Department of Ecology

RCW that establishes grant: Chapter 70A.305 RCW

**Application process used**

This will be a capital project directly operated and controlled by Ecology.

**Growth Management impacts**

N/A

**Funding**

Acct Code	Account Title	Estimated Total	Expenditures		2023-25 Fiscal Period	
			Prior Biennium	Current Biennium	Reappropriations	New Appropriations
15H-1	Cleanup Set Acct-State	20,101,000	17,812,000	180,000	2,109,000	
	<b>Total</b>	<b>20,101,000</b>	<b>17,812,000</b>	<b>180,000</b>	<b>2,109,000</b>	<b>0</b>
<b>Future Fiscal Periods</b>						
		<u>2025-27</u>	<u>2027-29</u>	<u>2029-31</u>	<u>2031-33</u>	
15H-1	Cleanup Set Acct-State	0	0	0	0	
	<b>Total</b>	<b>0</b>	<b>0</b>	<b>0</b>	<b>0</b>	

**Operating Impacts**

No Operating Impact

\*\*\* *This page intentionally blank.* \*\*\*

461 - Department of Ecology  
 Capital Project Request

2023-25 Biennium

\*

Version: BI Biennial 2023-25 Initial

Report Number: CBS002

Date Run: 9/7/2022 12:01PM

Project Number: 30000763

Project Title: 2015-17 Restored Clean Up Toxic Sites – Puget Sound

**Description**

Starting Fiscal Year: 2018  
 Project Class: Grant  
 Agency Priority: 0

**Project Summary**

A significant source of pollution to Puget Sound is contaminated sites around the basin and its shorelines. Ecology has been identifying and cleaning up contaminated sites in the Puget Sound Basin. This emphasis on bay -wide cleanup in Puget Sound and surrounding areas has highlighted a valuable link between toxic site cleanup and habitat restoration. This request will support projects that integrate shoreline habitat restoration opportunities with cleanup projects to protect public and environmental health, create jobs, and promote economic development. Related to Puget Sound Action Agenda implementation. (State Building Construction Account)

**Project Description**

Estimates for capital reappropriation amounts are based on current biennium appropriations minus expenditures through July 2022 Fiscal Month 13.

**Location**

City: Statewide

County: Statewide

Legislative District: 098

**Project Type**

Grants

Grant Recipient Organization: N/A

RCW that establishes grant: N/A

Application process used

N/A

**Growth Management impacts**

N/A

**Funding**

Acct Code	Account Title	Estimated Total	Expenditures		2023-25 Fiscal Period	
			Prior Biennium	Current Biennium	Reapprops	New Approps
057-1	State Bldg Constr-State	5,240,000	3,089,000	50,000	2,101,000	
	<b>Total</b>	<b>5,240,000</b>	<b>3,089,000</b>	<b>50,000</b>	<b>2,101,000</b>	<b>0</b>

**Future Fiscal Periods**

Acct Code	Account Title	2025-27	2027-29	2029-31	2031-33
		057-1	State Bldg Constr-State	0	0
	<b>Total</b>	<b>0</b>	<b>0</b>	<b>0</b>	<b>0</b>

**Operating Impacts**

No Operating Impact

\*\*\* *This page intentionally blank.* \*\*\*



461 - Department of Ecology  
 Capital Project Request

2023-25 Biennium

\*

Version: BI Biennial 2023-25 Initial

Report Number: CBS002

Date Run: 9/7/2022 11:55AM

Project Number: 30000704

Project Title: 2015-17 Restored Eastern Washington Clean Sites Initiative

**Description**

Starting Fiscal Year: 2018  
 Project Class: Grant  
 Agency Priority: 0

**Project Summary**

There are properties in Eastern Washington contaminated with hazardous wastes that have been abandoned or have owners unwilling or unable to pay for site investigation and cleanup. Without cleanup, these sites pose threats to public health, the environment, groundwater, and fish and wildlife resources. Cleaning up these sites protects public and environmental health, creates jobs, and promotes economic growth as the sites are redeveloped. This funding will continue the initiative to have a statewide cleanup program by making investments outside of the Puget Sound Basin and Western Washington. (State Building Construction Account )

**Project Description**

Estimates for capital reappropriation amounts are based on current biennium appropriations minus expenditures through July 2022 Fiscal Month 13.

**Location**

City: Statewide

County: Statewide

Legislative District: 098

**Project Type**

Grants

Grant Recipient Organization: N/A

RCW that establishes grant: N/A

Application process used  
 N/A

**Growth Management impacts**

N/A

**Funding**

Acct Code	Account Title	Estimated Total	Expenditures		2023-25 Fiscal Period	
			Prior Biennium	Current Biennium	Reapprops	New Approps
057-1	State Bldg Constr-State	2,435,000	143,000	222,000	2,070,000	
	<b>Total</b>	<b>2,435,000</b>	<b>143,000</b>	<b>222,000</b>	<b>2,070,000</b>	<b>0</b>
<b>Future Fiscal Periods</b>						
		<u>2025-27</u>	<u>2027-29</u>	<u>2029-31</u>	<u>2031-33</u>	
057-1	State Bldg Constr-State	0	0	0	0	
	<b>Total</b>	<b>0</b>	<b>0</b>	<b>0</b>	<b>0</b>	

**Operating Impacts**

No Operating Impact

\*\*\* *This page intentionally blank.* \*\*\*

461 - Department of Ecology  
 Capital Project Request

2023-25 Biennium

\*

Version: BI Biennial 2023-25 Initial

Report Number: CBS002

Date Run: 9/7/2022 11:55AM

Project Number: 30000673

Project Title: Sunnyside Valley Irrigation District Water Conservation

**Description**

Starting Fiscal Year: 2018  
 Project Class: Grant  
 Agency Priority: 0

**Project Summary**

The United States Bureau of Reclamation (USBR) manages conservation improvements required by the Sunnyside Division Water Rights Settlement Agreement in the Yakima Basin Water Rights Adjudication. (State of Washington, Department of Ecology vs. James J. Acquavella, et al.) These are multiyear projects, and Ecology is requesting reappropriation of funding to cover our required state match of 17.5 percent of total project costs for the next four or five biennia. The Sunnyside Valley Irrigation District (SVID) Phase 2B project cost is estimated at \$80 million, and Ecology's cost share is \$14 million over a 13 to 15 year construction period. Ecology requests reappropriation to continue the construction schedule for the state's share of the Yakima River Basin Water Enhancement Project. Costs share to meet state obligations are still required. (State Building Construction Account)

**Project Description**

Estimates for capital reappropriation amounts are based on current biennium appropriations minus expenditures through July 2022 Fiscal Month 13.

**Location**

City: Statewide

County: Statewide

Legislative District: 098

**Project Type**

Grants

Grant Recipient Organization: Public Agriculture Water Supply Facilities and Federal Gov't Agency

RCW that establishes grant: N/A

**Application process used**

Authorization was the Federal Public Law 103 434 and the Yakima Superior Court Adjudication Water Right Settlement.

**Growth Management impacts**

N/A

**Funding**

Acct Code	Account Title	Estimated Total	Expenditures		2023-25 Fiscal Period	
			Prior Biennium	Current Biennium	Reapprops	New Approps
057-1	State Bldg Constr-State	4,684,000	2,430,000	392,000	1,862,000	
	<b>Total</b>	<b>4,684,000</b>	<b>2,430,000</b>	<b>392,000</b>	<b>1,862,000</b>	<b>0</b>
<b>Future Fiscal Periods</b>						
		<u>2025-27</u>	<u>2027-29</u>	<u>2029-31</u>	<u>2031-33</u>	
057-1	State Bldg Constr-State					
	<b>Total</b>	<b>0</b>	<b>0</b>	<b>0</b>	<b>0</b>	

**Operating Impacts**

**461 - Department of Ecology  
Capital Project Request**

2023-25 Biennium

\*

**Version:** BI Biennial 2023-25 Initial

**Report Number:** CBS002

**Date Run:** 9/7/2022 11:55AM

**Project Number:** 3000673

**Project Title:** Sunnyside Valley Irrigation District Water Conservation

**Operating Impacts**

---

No Operating Impact

461 - Department of Ecology  
 Capital Project Request

2023-25 Biennium

\*

Version: BI Biennial 2023-25 Initial

Report Number: CBS002

Date Run: 9/7/2022 12:00PM

Project Number: 30000742

Project Title: 2017-19 Eastern Washington Clean Sites Initiative

**Description**

Starting Fiscal Year: 2018  
 Project Class: Grant  
 Agency Priority: 0

**Project Summary**

There are properties in Eastern Washington contaminated with hazardous wastes that have been abandoned or have owners unwilling or unable to pay for site investigation and cleanup. Without cleanup, these sites pose threats to public health, the environment, groundwater, and fish and wildlife resources. Cleaning up these sites protects public and environmental health, creates jobs, and promotes economic growth as the sites are redeveloped. This funding will continue the initiative to have a statewide cleanup program by making investments outside of the Puget Sound Basin and Western Washington. (Model Toxics Control Capital Account)

**Project Description**

Estimates for capital reappropriation amounts are based on current biennium appropriations minus expenditures through July 2022 Fiscal Month 13.

**Location**

City: Statewide

County: Statewide

Legislative District: 098

**Project Type**

Grants

Grant Recipient Organization: N/A

RCW that establishes grant: N/A

Application process used  
 N/A

**Growth Management impacts**

N/A

**Funding**

Acct Code	Account Title	Estimated Total	Expenditures		2023-25 Fiscal Period	
			Prior Biennium	Current Biennium	Reapprops	New Approps
23N-1	MTC Capital Account-State	1,740,000		13,000	1,727,000	
	<b>Total</b>	<b>1,740,000</b>	<b>0</b>	<b>13,000</b>	<b>1,727,000</b>	<b>0</b>
<b>Future Fiscal Periods</b>						
		<u>2025-27</u>	<u>2027-29</u>	<u>2029-31</u>	<u>2031-33</u>	
23N-1	MTC Capital Account-State					
	<b>Total</b>	<b>0</b>	<b>0</b>	<b>0</b>	<b>0</b>	

**Operating Impacts**

No Operating Impact

\*\*\* *This page intentionally blank.* \*\*\*

461 - Department of Ecology  
 Capital Project Request

2023-25 Biennium

\*

Version: BI Biennial 2023-25 Initial

Report Number: CBS002

Date Run: 9/8/2022 11:51AM

Project Number: 91000347

Project Title: Skagit Water

**Description**

Starting Fiscal Year: 2018  
 Project Class: Grant - Pass Through  
 Agency Priority: 0

**Project Summary**

Ecology requests reappropriation from State Building Construction Account to continue implementing the proviso required flow studies in the Skagit basin. The studies will evaluate instream flow needs and existing and future out-of-stream water use demands within Skagit river water resource inventory area 4 (Upper Skagit) regulated by Chapter 173-503 WAC. (State Building Construction Account)

**Project Description**

Estimates for capital reappropriation amounts are based on current biennium appropriations minus expenditures through July 2022 Fiscal Month 13.

**Location**

City: Statewide County: Statewide Legislative District: 098

**Project Type**

Grants

Grant Recipient Organization: N/A

RCW that establishes grant: N/A

Application process used

N/A

**Growth Management impacts**

N/A

**Funding**

Acct Code	Account Title	Estimated Total	Expenditures		2023-25 Fiscal Period	
			Prior Biennium	Current Biennium	Reapprops	New Approps
057-1	State Bldg Constr-State	2,500,000	388,000	473,000	1,639,000	
	<b>Total</b>	<b>2,500,000</b>	<b>388,000</b>	<b>473,000</b>	<b>1,639,000</b>	<b>0</b>

		Future Fiscal Periods			
		2025-27	2027-29	2029-31	2031-33
057-1	State Bldg Constr-State				
	<b>Total</b>	<b>0</b>	<b>0</b>	<b>0</b>	<b>0</b>

**Operating Impacts**

No Operating Impact

\*\*\* *This page intentionally blank.* \*\*\*



461 - Department of Ecology  
 Capital Project Request

2023-25 Biennium

\*

Version: BI Biennial 2023-25 Initial

Report Number: CBS002

Date Run: 9/14/2022 8:52AM

Project Number: 92000193

Project Title: Pier 63 Creosote Removal

**Description**

Starting Fiscal Year: 2022  
 Project Class: Grant - Pass Through  
 Agency Priority: 0

**Project Summary**

Ecology requests reappropriation for a grant with the City of Seattle to assist with creosote removal at Pier 63. (Model Toxics Control Capital Account)

**Project Description**

Estimates for capital reappropriation amounts are based on current biennium appropriations minus expenditures through July 2022 Fiscal Month 13.

**Location**

City: Seattle

County: King

Legislative District: 043

**Project Type**

Grants

Grant Recipient Organization: N/A

RCW that establishes grant: N/A

Application process used

N/A

**Growth Management impacts**

N/A

**Funding**

Acct Code	Account Title	Estimated Total	Expenditures		2023-25 Fiscal Period	
			Prior Biennium	Current Biennium	Reappropriations	New Appropriations
23N-1	MTC Capital Account-State	1,500,000			1,500,000	
	<b>Total</b>	<b>1,500,000</b>	<b>0</b>	<b>0</b>	<b>1,500,000</b>	<b>0</b>
<b>Future Fiscal Periods</b>						
		<u>2025-27</u>	<u>2027-29</u>	<u>2029-31</u>	<u>2031-33</u>	
23N-1	MTC Capital Account-State					
	<b>Total</b>	<b>0</b>	<b>0</b>	<b>0</b>	<b>0</b>	

**Operating Impacts**

No Operating Impact

\*\*\* *This page intentionally blank.* \*\*\*

461 - Department of Ecology  
 Capital Project Request

2023-25 Biennium

\*

Version: BI Biennial 2023-25 Initial

Report Number: CBS002

Date Run: 9/8/2022 10:18AM

Project Number: 30000707

Project Title: 2017-19 Remedial Action Grants

**Description**

Starting Fiscal Year: 2018  
 Project Class: Grant  
 Agency Priority: 0

**Project Summary**

Ecology manages the Remedial Action Grant (RAG) program to help local governments clean up contaminated sites in Washington. RAGs support cleanup at contaminated industrial sites that impact the air, land, and water resources of the state, and continued cleanup of Puget Sound. This grant funding will protect public and environmental health, create jobs, promote economic redevelopment by allowing contaminated properties to be redeveloped, and leverage local match funding for this work. Related to Puget Sound Action Agenda Implementation. (Model Toxics Control Capital Account )

**Project Description**

Estimates for capital reappropriation amounts are based on current biennium appropriations minus expenditures through July 2022 Fiscal Month 13.

**Location**

City: Statewide

County: Statewide

Legislative District: 098

**Project Type**

Grants

Grant Recipient Organization: Local Government

RCW that establishes grant: Chapter 70A.305 RCW

**Application process used**

1) Project solicitation. Biennially, Ecology will solicit project proposals from local governments to develop its budget and update the MTCA Ten-Year Financing Plan for RA grants. (2) Legislative Action. Projects are ranked and included in Ecology's budget for legislative action. (3) Application submittal. Once the budget is passed by the Legislature, applicants are notified and required to complete a detailed application. Applications must be submitted on electronic forms provided by Ecology. For multi-biennial oversight RA grant projects, an application must be submitted before each biennium for which additional funds are requested. (4) Agreement development. Ecology uses the information in the application to negotiate with the applicant the final scope of work and budget for the grant and develop the agreement.

**Growth Management impacts**

Supports redevelopment of brownfield properties in urban areas.

**Funding**

Acct Code	Account Title	Estimated Total	Expenditures		2023-25 Fiscal Period	
			Prior Biennium	Current Biennium	Reappropriations	New Appropriations
174-1	Local Toxics Control-State	5,000	5,000			
23N-1	MTC Capital Account-State	5,538,000	2,659,000	1,415,000	1,464,000	
	<b>Total</b>	<b>5,543,000</b>	<b>2,664,000</b>	<b>1,415,000</b>	<b>1,464,000</b>	<b>0</b>
			Future Fiscal Periods			
			2025-27	2027-29	2029-31	2031-33
174-1	Local Toxics Control-State					

461 - Department of Ecology  
Capital Project Request

2023-25 Biennium

\*

Version: BI Biennial 2023-25 Initial

Report Number: CBS002

Date Run: 9/8/2022 10:18AM

Project Number: 30000707

Project Title: 2017-19 Remedial Action Grants

**Funding**

	Future Fiscal Periods			
	<u>2025-27</u>	<u>2027-29</u>	<u>2029-31</u>	<u>2031-33</u>
23N-1 MTC Capital Account-State				
<b>Total</b>	<b>0</b>	<b>0</b>	<b>0</b>	<b>0</b>

**Operating Impacts**

No Operating Impact

461 - Department of Ecology  
 Capital Project Request

2023-25 Biennium

\*

Version: BI Biennial 2023-25 Initial

Report Number: CBS002

Date Run: 9/8/2022 9:51AM

Project Number: 30000538

Project Title: ASARCO Cleanup

**Description**

Starting Fiscal Year: 2016  
 Project Class: Grant - Pass Through  
 Agency Priority: 0

**Project Summary**

This request continues cleanup work related to the ASARCO Everett Smelter and the Van Stone Mine sites. (Cleanup Settlement Account)

**Project Description**

Estimates for capital reappropriation amounts are based on current biennium appropriations minus expenditures through July 2022 Fiscal Month 13.

**Location**

City: Statewide

County: Statewide

Legislative District: 098

**Project Type**

Grants

Grant Recipient Organization: Department of Ecology

RCW that establishes grant: Chapter 70A.305 RCW

**Application process used**

This is a capital project directly operated and controlled by Ecology.

**Growth Management impacts**

N/A

**Funding**

Acct Code	Account Title	Estimated Total	Expenditures		2023-25 Fiscal Period	
			Prior Biennium	Current Biennium	Reappropriations	New Appropriations
15H-1	Cleanup Set Acct-State	11,961,000	10,236,000	292,000	1,433,000	
	<b>Total</b>	<b>11,961,000</b>	<b>10,236,000</b>	<b>292,000</b>	<b>1,433,000</b>	<b>0</b>
<b>Future Fiscal Periods</b>						
		<u>2025-27</u>	<u>2027-29</u>	<u>2029-31</u>	<u>2031-33</u>	
15H-1	Cleanup Set Acct-State	0	0	0	0	
	<b>Total</b>	<b>0</b>	<b>0</b>	<b>0</b>	<b>0</b>	

**Operating Impacts**

No Operating Impact

\*\*\* *This page intentionally blank.* \*\*\*

461 - Department of Ecology  
 Capital Project Request

2023-25 Biennium

\*

Version: BI Biennial 2023-25 Initial

Report Number: CBS002

Date Run: 9/7/2022 1:05PM

Project Number: 40000375

Project Title: 2021-23 Freshwater Aquatic Invasive Plants Grant Program

**Description**

Starting Fiscal Year: 2022  
 Project Class: Grant - Pass Through  
 Agency Priority: 0

**Project Summary**

In 1991, the Washington State Legislature established the Freshwater Aquatic Invasive Plant Program (AIP). This program includes elements for public education, technical assistance, and grants. The freshwater aquatic weeds account was created in the state treasury and expenditures from this account may only be used as provided in RCW 43.21A.660. In 2021-23 there was a technical adjustment that moved funding for the Freshwater Aquatic Invasive Plants Grant program from the operating budget to the capital budget, similar to many other pass-through funding programs. This allows communities more predictable and durable funding for their local projects. Related to Puget Sound Action Agenda Implementation. (Freshwater Aquatic Weeds Account)

**Project Description**

Estimates for capital reappropriation amounts are based on current biennium appropriations minus expenditures through July 2022 Fiscal Month 13.

**Location**

City: Statewide

County: Statewide

Legislative District: 098

**Project Type**

Grants

Grant Recipient Organization: Grants are awarded competitively to public entities.

RCW that establishes grant: RCW 43.21A.660

**Application process used**

The Freshwater Invasive Plants Grant program runs on an annual funding cycle for projects. The application period begins October 15th and closes on November 15th of each year. Eligible entities include cities, counties, state agencies, tribes, and special purpose districts. Ecology evaluates grant applications according to criteria established in the program guidelines. We publish the list of projects proposed for funding in late January/early February each year. Costs include maintenance and updates to the grant/loan applications in the agency's grant and loan system

**Growth Management impacts**

N/A

**Funding**

Acct Code	Account Title	Estimated Total	Expenditures		2023-25 Fiscal Period	
			Prior Biennium	Current Biennium	Reappropriations	New Appropriations
222-1	Freshwtr Aqua Weeds-State	1,700,000		431,000	1,269,000	
	<b>Total</b>	<b>1,700,000</b>	<b>0</b>	<b>431,000</b>	<b>1,269,000</b>	<b>0</b>
<b>Future Fiscal Periods</b>						
		<u>2025-27</u>	<u>2027-29</u>	<u>2029-31</u>	<u>2031-33</u>	
222-1	Freshwtr Aqua Weeds-State					
	<b>Total</b>	<b>0</b>	<b>0</b>	<b>0</b>	<b>0</b>	

**461 - Department of Ecology  
Capital Project Request**

2023-25 Biennium

\*

**Version:** BI Biennial 2023-25 Initial

**Report Number:** CBS002

**Date Run:** 9/7/2022 1:05PM

**Project Number:** 40000375

**Project Title:** 2021-23 Freshwater Aquatic Invasive Plants Grant Program

---

**Funding**

---

**Operating Impacts**

No Operating Impact



461 - Department of Ecology  
 Capital Project Request

2023-25 Biennium

\*

Version: BI Biennial 2023-25 Initial

Report Number: CBS002

Date Run: 9/8/2022 2:17PM

Project Number: 92000142

Project Title: Drought Response

**Description**

Starting Fiscal Year: 2016  
 Project Class: Grant - Pass Through  
 Agency Priority: 0

**Project Summary**

Ecology requests reappropriation from State Drought Preparedness and Response Account to continue implementing water supply projects in drought impacted areas from the 2015 drought event. These projects will help drought impacted entities meet domestic, agricultural, municipal, industrial and environmental water supply needs during reduced water supply conditions from drought. (State Drought Preparedness and Response Account )

**Project Description**

Estimates for capital reappropriation amounts are based on current biennium appropriations minus expenditures through July 2022 Fiscal Month 13.

**Location**

City: Statewide

County: Statewide

Legislative District: 098

**Project Type**

Special Programs

Grant Recipient Organization: Agricultural or public entities

RCW that establishes grant: Chapter 35, Laws of 2016

**Application process used**

Competitive Grant

**Growth Management impacts**

N/A

**Funding**

Acct Code	Account Title	Estimated Total	Expenditures		2023-25 Fiscal Period	
			Prior Biennium	Current Biennium	Reapprops	New Approps
05W-1	State Drought Prep-State	6,723,000	5,513,000	5,000	1,205,000	
	<b>Total</b>	<b>6,723,000</b>	<b>5,513,000</b>	<b>5,000</b>	<b>1,205,000</b>	<b>0</b>
<b>Future Fiscal Periods</b>						
		<u>2025-27</u>	<u>2027-29</u>	<u>2029-31</u>	<u>2031-33</u>	
05W-1	State Drought Prep-State	0	0	0	0	
	<b>Total</b>	<b>0</b>	<b>0</b>	<b>0</b>	<b>0</b>	

**Operating Impacts**

No Operating Impact

\*\*\* *This page intentionally blank.* \*\*\*

461 - Department of Ecology  
 Capital Project Request

2023-25 Biennium

\*

Version: BI Biennial 2023-25 Initial

Report Number: CBS002

Date Run: 9/7/2022 11:53AM

Project Number: 30000589

Project Title: Sunnyside Valley Irrigation District Water Conservation

**Description**

Starting Fiscal Year: 2016  
 Project Class: Grant - Pass Through  
 Agency Priority: 0

**Project Summary**

The United States Bureau of Reclamation (USBR) manages conservation improvements required by the Sunnyside Division Water Rights Settlement Agreement in the Yakima Basin Water Rights Adjudication. (State of Washington, Department of Ecology vs. James J. Acquavella, et al.) These are multiyear projects, and Ecology is requesting reappropriation of funding to cover our required state match of 17.5 percent of total project costs for the next four or five biennia. The Sunnyside Valley Irrigation District (SVID) Phase 2B project cost is estimated at \$80 million, and Ecology's cost share is \$14 million over a 13 to 15 year construction period. Ecology requests reappropriation to continue the construction schedule for the state's share of the Yakima River Basin Water Enhancement Project. Costs share to meet state obligations are still required. (State Building Construction Account)

**Project Description**

Estimates for capital reappropriation amounts are based on current biennium appropriations minus expenditures through July 2022 Fiscal Month 13.

**Location**

City: Statewide County: Statewide Legislative District: 098

**Project Type**

Grants

Grant Recipient Organization: Public Agriculture Water Supply Facilities and Federal Gov't Agency

RCW that establishes grant: N/A

**Application process used**

Authorization was the Federal Public Law 103 434 and the Yakima Superior Court Adjudication Water Right Settlement.

**Growth Management impacts**

N/A

**Funding**

Acct Code	Account Title	Estimated Total	Expenditures		2023-25 Fiscal Period	
			Prior Biennium	Current Biennium	Reapprops	New Approps
057-1	State Bldg Constr-State	3,055,000	1,930,000		1,125,000	
	<b>Total</b>	<b>3,055,000</b>	<b>1,930,000</b>	<b>0</b>	<b>1,125,000</b>	<b>0</b>
<b>Future Fiscal Periods</b>						
		<u>2025-27</u>	<u>2027-29</u>	<u>2029-31</u>	<u>2031-33</u>	
057-1	State Bldg Constr-State					
	<b>Total</b>	<b>0</b>	<b>0</b>	<b>0</b>	<b>0</b>	

**Operating Impacts**

**461 - Department of Ecology  
Capital Project Request**

2023-25 Biennium

\*

**Version:** BI Biennial 2023-25 Initial

**Report Number:** CBS002

**Date Run:** 9/7/2022 11:53AM

**Project Number:** 30000589

**Project Title:** Sunnyside Valley Irrigation District Water Conservation

**Operating Impacts**

---

No Operating Impact

461 - Department of Ecology  
 Capital Project Request

2023-25 Biennium

\*

Version: BI Biennial 2023-25 Initial

Report Number: CBS002

Date Run: 9/8/2022 11:47AM

Project Number: 40000470

Project Title: 2022 Community-Based Public-Private Stormwater Partnership

**Description**

Starting Fiscal Year: 2022  
 Project Class: Grant  
 Agency Priority: 0

**Project Summary**

In 2018, the Washington State Department of Commerce demonstrated the strong potential for Community -Based Public-Private Stormwater Partnerships (CBP3) to meet the needs of several types of stormwater permittees across Washington State in the Washington State Stormwater Community -Based Public-Private Partnership Feasibility Assessment. CBP3s hold the potential to capitalize on the strengths of public and private -sector participants by unlocking financial resources, reducing the risks of project failure, expediting project delivery, and providing cost savings. CBP 3s can address environmental justice concerns and efficiently provide a range of co -benefits, from job creation to new green spaces and recreation opportunities. Despite these benefits, very few municipalities have the resources to invest in the type of long -term planning and partnership building that larger -scale CBP3s require, particularly for stormwater quality retrofit projects. In Phase I, Ecology continues to work in partnership with the Association of Washington Cities (AWC) and Department of Commerce to recruit and manage a qualified consultant (s) with experience in the development of CBP 3s. The consultant works with local governments to answer questions about CBP 3s and help them identify potential stormwater quality CBP3 champions. A CBP3 champion is a person or entity that is committed to, and has capacity for, change. Providing these resources to find or develop this champion is necessary to ensure the CBP3 funding opportunity is available to smaller and less-resourced communities. (Model Toxics Control Stormwater Account )

**Project Description**

Estimates for capital reappropriation amounts are based on current biennium appropriations minus expenditures through July 2022 Fiscal Month 13.

**Location**

City: Statewide

County: Statewide

Legislative District: 098

**Project Type**

Grants

Grant Recipient Organization: N/A

RCW that establishes grant: RCW 70A.305.200

Application process used

N/A

**Growth Management impacts**

N/A

**Funding**

Acct Code	Account Title	Estimated Total	Expenditures		2023-25 Fiscal Period	
			Prior Biennium	Current Biennium	Reapprops	New Approps
23R-1	MTC Stormw Account-State	1,000,000			1,000,000	
	<b>Total</b>	<b>1,000,000</b>	<b>0</b>	<b>0</b>	<b>1,000,000</b>	<b>0</b>

**Future Fiscal Periods**

461 - Department of Ecology  
Capital Project Request

2023-25 Biennium

\*

Version: BI Biennial 2023-25 Initial

Report Number: CBS002

Date Run: 9/8/2022 11:47AM

Project Number: 40000470

Project Title: 2022 Community-Based Public-Private Stormwater Partnership

**Funding**

	<u>2025-27</u>	<u>2027-29</u>	<u>2029-31</u>	<u>2031-33</u>
23R-1 MTC Stormw Account-State				
<b>Total</b>	<b>0</b>	<b>0</b>	<b>0</b>	<b>0</b>

**Operating Impacts**

No Operating Impact

461 - Department of Ecology  
 Capital Project Request

2023-25 Biennium

\*

Version: BI Biennial 2023-25 Initial

Report Number: CBS002

Date Run: 9/7/2022 11:46AM

Project Number: 30000331

Project Title: Watershed Plan Implementation and Flow Achievement

**Description**

Starting Fiscal Year: 2014  
 Project Class: Grant - Pass Through  
 Agency Priority: 0

**Project Summary**

Local watershed plans were developed using state grant funds issued under Chapter 90.82 RCW (Watershed Planning). These plans identify many statewide capital needs, including new projects, rehabilitation of existing water systems, water conservation and acquisition of existing water rights for instream flow and other future needs. Ecology requests reappropriation from the State Building Construction Account for projects previously authorized by the Legislature to finance capital projects and water acquisition strategies for implementing locally developed watershed plans. These projects and acquisitions will help watershed units meet future water needs while achieving recommended instream flows. (State Building Construction Account)

**Project Description**

Estimates for capital reappropriation amounts are based on current biennium appropriations minus expenditures through July 2022 Fiscal Month 13.

**Location**

City: Statewide County: Statewide Legislative District: 098

**Project Type**

Grants

Grant Recipient Organization: Local entities with an adopted watershed plan or other similar type plan

RCW that establishes grant: Chapter 90.82 RCW

**Application process used**

A competitive grant process will be used for each of the categories funded through this appropriation.

**Growth Management impacts**

N/A

**Funding**

Acct Code	Account Title	Estimated Total	Expenditures		2023-25 Fiscal Period	
			Prior Biennium	Current Biennium	Reapps	New Approps
057-1	State Bldg Constr-State	10,000,000	8,120,000	931,000	949,000	
	<b>Total</b>	<b>10,000,000</b>	<b>8,120,000</b>	<b>931,000</b>	<b>949,000</b>	<b>0</b>
<b>Future Fiscal Periods</b>						
		<u>2025-27</u>	<u>2027-29</u>	<u>2029-31</u>	<u>2031-33</u>	
057-1	State Bldg Constr-State					
	<b>Total</b>	<b>0</b>	<b>0</b>	<b>0</b>	<b>0</b>	

**Operating Impacts**

**461 - Department of Ecology  
Capital Project Request**

2023-25 Biennium

\*

**Version:** BI Biennial 2023-25 Initial

**Report Number:** CBS002

**Date Run:** 9/7/2022 11:46AM

**Project Number:** 30000331

**Project Title:** Watershed Plan Implementation and Flow Achievement

**Operating Impacts**

---

No Operating Impact



461 - Department of Ecology  
 Capital Project Request

2023-25 Biennium

\*

Version: BI Biennial 2023-25 Initial

Report Number: CBS002

Date Run: 9/7/2022 12:24PM

Project Number: 40000286

Project Title: 2020 Eastern Washington Clean Sites Initiative

**Description**

Starting Fiscal Year: 2020  
 Project Class: Grant - Pass Through  
 Agency Priority: 0

**Project Summary**

There are properties in Eastern Washington contaminated with hazardous wastes that have been abandoned or have owners unwilling or unable to pay for site investigation and cleanup. Without cleanup, these sites pose threats to public health, the environment, groundwater, and fish and wildlife resources. Cleaning up these sites protects public and environmental health, creates jobs, and promotes economic growth as the sites are redeveloped. This funding will continue the initiative to have a statewide cleanup program by making investments outside of the Puget Sound Basin and Western Washington. (Model Toxics Control Capital Account)

**Project Description**

Estimates for capital reappropriation amounts are based on current biennium appropriations minus expenditures through July 2022 Fiscal Month 13.

**Location**

City: Statewide

County: Statewide

Legislative District: 098

**Project Type**

Grants

Grant Recipient Organization: N/A

RCW that establishes grant: N/A

Application process used

N/A

**Growth Management impacts**

N/A

**Funding**

Acct Code	Account Title	Estimated Total	Expenditures		2023-25 Fiscal Period	
			Prior Biennium	Current Biennium	Reapprops	New Approps
23N-1	MTC Capital Account-State	1,000,000		101,000	899,000	
	<b>Total</b>	<b>1,000,000</b>	<b>0</b>	<b>101,000</b>	<b>899,000</b>	<b>0</b>
<b>Future Fiscal Periods</b>						
		<u>2025-27</u>	<u>2027-29</u>	<u>2029-31</u>	<u>2031-33</u>	
23N-1	MTC Capital Account-State					
	<b>Total</b>	<b>0</b>	<b>0</b>	<b>0</b>	<b>0</b>	

**Operating Impacts**

No Operating Impact

\*\*\* *This page intentionally blank.* \*\*\*

461 - Department of Ecology  
 Capital Project Request

2023-25 Biennium

\*

Version: BI Biennial 2023-25 Initial

Report Number: CBS002

Date Run: 9/7/2022 11:54AM

Project Number: 30000591

Project Title: Watershed Plan Implementation and Flow Achievement

**Description**

Starting Fiscal Year: 2016  
 Project Class: Grant - Pass Through  
 Agency Priority: 0

**Project Summary**

Significant water supply capital needs have been identified in 29 completed local watershed plans. These plans cover all, or parts of, 38 statewide Water Resource Inventory Areas (WRIAs) and non-planning basins. Needs include rehabilitating existing water systems, water conservation, and acquiring existing water rights for instream flow and other future needs. Ecology is requesting reappropriation from the State Building Construction Account to finance ongoing capital projects and water acquisition for implementing locally developed watershed plans. These projects and acquisitions will help the state, local governments, and other stakeholders meet future water needs and achieve recommended instream flows. (State Building Construction Account)

**Project Description**

Estimates for capital reappropriation amounts are based on current biennium appropriations minus expenditures through July 2022 Fiscal Month 13.

**Location**

City: Statewide

County: Statewide

Legislative District: 098

**Project Type**

Grants

Grant Recipient Organization: Local entities with an adopted watershed plan or other similar type plan.

RCW that establishes grant: Chapter 98.82 RCW

**Application process used**

A competitive grant process will be used for each of the categories funded through this appropriation.

**Growth Management impacts**

N/A

**Funding**

Acct Code	Account Title	Estimated Total	Expenditures		2023-25 Fiscal Period	
			Prior Biennium	Current Biennium	Reapps	New Approps
057-1	State Bldg Constr-State	5,000,000	4,125,000		875,000	
	<b>Total</b>	<b>5,000,000</b>	<b>4,125,000</b>	<b>0</b>	<b>875,000</b>	<b>0</b>
<b>Future Fiscal Periods</b>						
		<u>2025-27</u>	<u>2027-29</u>	<u>2029-31</u>	<u>2031-33</u>	
057-1	State Bldg Constr-State					
	<b>Total</b>	<b>0</b>	<b>0</b>	<b>0</b>	<b>0</b>	

**Operating Impacts**

**461 - Department of Ecology  
Capital Project Request**

2023-25 Biennium

\*

**Version:** BI Biennial 2023-25 Initial

**Report Number:** CBS002

**Date Run:** 9/7/2022 11:54AM

**Project Number:** 30000591

**Project Title:** Watershed Plan Implementation and Flow Achievement

**Operating Impacts**

---

No Operating Impact

461 - Department of Ecology  
 Capital Project Request

2023-25 Biennium

\*

Version: BI Biennial 2023-25 Initial

Report Number: CBS002

Date Run: 9/8/2022 10:11AM

Project Number: 30000334

Project Title: ASARCO Cleanup

**Description**

Starting Fiscal Year: 2014  
 Project Class: Grant - Pass Through  
 Agency Priority: 0

**Project Summary**

This request continues cleanup work related to the ASARCO settlement at the Van Stone mine and remaining funds dedicated to natural resource damages. In addition, this request is to implement a 2022 supplemental budget proviso for the City of Tacoma to reimburse for cleanup and remediation of the former Ruston Way Tunnel, including costs that occurred prior to June 30, 2019. (Cleanup Settlement Account)

**Project Description**

Estimates for capital reappropriation amounts are based on current biennium appropriations minus expenditures through July 2022 Fiscal Month 13.

**Location**

City: Statewide County: Statewide Legislative District: 098

**Project Type**

Grants

Grant Recipient Organization: Department of Ecology

RCW that establishes grant: Chapter 70A.305 RCW

**Application process used**

This will be a capital project directly operated and controlled by Ecology.

**Growth Management impacts**

N/A

**Funding**

Acct Code	Account Title	Estimated Total	Expenditures		2023-25 Fiscal Period	
			Prior Biennium	Current Biennium	Reapprops	New Approps
057-1	State Bldg Constr-State	6,000,000	6,000,000			
15H-1	Cleanup Set Acct-State	30,260,000	29,277,000	136,000	847,000	
	<b>Total</b>	<b>36,260,000</b>	<b>35,277,000</b>	<b>136,000</b>	<b>847,000</b>	<b>0</b>

		Future Fiscal Periods			
		2025-27	2027-29	2029-31	2031-33
057-1	State Bldg Constr-State				
15H-1	Cleanup Set Acct-State				
	<b>Total</b>	<b>0</b>	<b>0</b>	<b>0</b>	<b>0</b>

**Operating Impacts**

No Operating Impact

**461 - Department of Ecology  
Capital Project Request**

2023-25 Biennium

\*

**Version:** BI Biennial 2023-25 Initial

**Report Number:** CBS002

**Date Run:** 9/8/2022 10:11AM

**Project Number:** 30000334

**Project Title:** ASARCO Cleanup

**Operating Impacts**

---

461 - Department of Ecology  
 Capital Project Request

2023-25 Biennium

\*

Version: BI Biennial 2023-25 Initial

Report Number: CBS002

Date Run: 9/14/2022 8:48AM

Project Number: 91000359

Project Title: PFAS Pilot Project

**Description**

Starting Fiscal Year: 2020  
 Project Class: Grant - Pass Through  
 Agency Priority: 0

**Project Summary**

Ecology requests reappropriation to continue to study the PFAS contamination in the Lower Issaquah Valley, and other potentially impacted areas and help develop effective treatment techniques that will help remediate source areas. (State Building Construction Account)

**Project Description**

Estimates for capital reappropriation amounts are based on current biennium appropriations minus expenditures through July 2022 Fiscal Month 13.

**Location**

City: Issaquah

County: King

Legislative District: 005

**Project Type**

Grants

Grant Recipient Organization: Local Governments

RCW that establishes grant: N/A

**Application process used**

N/A, this was a specific proviso/project added by the legislature.

**Growth Management impacts**

N/A

**Funding**

Acct Code	Account Title	Estimated Total	Expenditures		2023-25 Fiscal Period	
			Prior Biennium	Current Biennium	Reappropriations	New Appropriations
057-1	State Bldg Constr-State	1,150,000	100,000	322,000	728,000	
	<b>Total</b>	<b>1,150,000</b>	<b>100,000</b>	<b>322,000</b>	<b>728,000</b>	<b>0</b>
<b>Future Fiscal Periods</b>						
		<u>2025-27</u>	<u>2027-29</u>	<u>2029-31</u>	<u>2031-33</u>	
057-1	State Bldg Constr-State	0	0	0	0	
	<b>Total</b>	<b>0</b>	<b>0</b>	<b>0</b>	<b>0</b>	

**Operating Impacts**

No Operating Impact

\*\*\* *This page intentionally blank.* \*\*\*



461 - Department of Ecology  
 Capital Project Request

2023-25 Biennium

\*

Version: BI Biennial 2023-25 Initial

Report Number: CBS002

Date Run: 9/8/2022 2:19PM

Project Number: 92000158

Project Title: Port of Tacoma Arkema/Dunlap Mound

**Description**

Starting Fiscal Year: 2016  
 Project Class: Grant  
 Agency Priority: 0

**Project Summary**

This project provides matching funds to reimburse the Port of Tacoma for the remedial investigation, feasibility study and an interim action to remove the remaining arsenic contaminated soil along the Hylebos waterway shoreline at the Arkema mound site. The overall goal of these actions is to return an industrial property to productive use and promote economic development for the region. Ecology is requesting this reappropriation in order for this project to continue. (State Building Construction Account)

**Project Description**

Estimates for capital reappropriation amounts are based on current biennium appropriations minus expenditures through July 2022 Fiscal Month 13.

**Location**

City: Tacoma County: Pierce Legislative District: 027

**Project Type**

Grants

Grant Recipient Organization: Port of Tacoma

RCW that establishes grant: Chapter 70A.305 RCW

**Application process used**

Funding appropriated by the Legislature.

**Growth Management impacts**

N/A

**Funding**

Acct Code	Account Title	Estimated Total	Expenditures		2023-25 Fiscal Period	
			Prior Biennium	Current Biennium	Reapprops	New Approps
057-1	State Bldg Constr-State	2,900,000	2,173,000		727,000	
	<b>Total</b>	<b>2,900,000</b>	<b>2,173,000</b>	<b>0</b>	<b>727,000</b>	<b>0</b>
<b>Future Fiscal Periods</b>						
		<u>2025-27</u>	<u>2027-29</u>	<u>2029-31</u>	<u>2031-33</u>	
057-1	State Bldg Constr-State					
	<b>Total</b>	<b>0</b>	<b>0</b>	<b>0</b>	<b>0</b>	

**Operating Impacts**

No Operating Impact

\*\*\* *This page intentionally blank.* \*\*\*

461 - Department of Ecology  
 Capital Project Request

2023-25 Biennium

\*

Version: BI Biennial 2023-25 Initial

Report Number: CBS002

Date Run: 9/8/2022 11:06AM

Project Number: 40000146

Project Title: 2015 Drought Authority

**Description**

Starting Fiscal Year: 2020  
 Project Class: Grant - Pass Through  
 Agency Priority: 0

**Project Summary**

During the 2015 drought, Ecology authorized (in cooperation with the Yakama Nation) the use of emergency groundwater wells to replace surface water irrigation supplies within the Yakima Basin. Emergency well users paid Ecology fees for emergency groundwater wells to replace surface water irrigation supplies within the Yakima Basin. In exchange for using the emergency groundwater wells, Ecology agreed to provide mitigation in the form of other flow improvements that would increase instream flows in later years. Ecology is now ready to implement mitigation projects, and requires appropriation to spend the revenue collected for this purpose. The projects will complete plans that deliver additional water supplies for agricultural purposes, meet the water needs for growing communities, make existing water uses more efficient, and improve stream flow conditions for fish and wildlife. (State Drought Preparedness and Response Account).

**Project Description**

Estimates for capital reappropriation amounts are based on current biennium appropriations minus expenditures through July 2022 Fiscal Month 13.

**Project Type**

Grants

Grant Recipient Organization: Reclamation District, others

RCW that establishes grant: N/A

Application process used

N/A

**Growth Management impacts**

N/A

**Funding**

Acct Code	Account Title	Estimated Total	Expenditures		2023-25 Fiscal Period	
			Prior Biennium	Current Biennium	Reapprops	New Approps
05W-1	State Drought Prep-State	669,000			669,000	
	<b>Total</b>	<b>669,000</b>	<b>0</b>	<b>0</b>	<b>669,000</b>	<b>0</b>
<b>Future Fiscal Periods</b>						
		<u>2025-27</u>	<u>2027-29</u>	<u>2029-31</u>	<u>2031-33</u>	
05W-1	State Drought Prep-State	0	0	0	0	
	<b>Total</b>	<b>0</b>	<b>0</b>	<b>0</b>	<b>0</b>	

**Operating Impacts**

No Operating Impact

\*\*\* *This page intentionally blank.* \*\*\*

461 - Department of Ecology  
 Capital Project Request

2023-25 Biennium

\*

Version: BI Biennial 2023-25 Initial

Report Number: CBS002

Date Run: 9/7/2022 12:23PM

Project Number: 40000210

Project Title: Chemical Action Plan Implementation

**Description**

Starting Fiscal Year: 2020  
 Project Class: Grant - Pass Through  
 Agency Priority: 0

**Project Summary**

Ecology addresses impacts from Washington’s most problematic chemicals through Chemical Action Plans (CAP). CAPs identify uses, releases, and sources of exposure to persistent, bioaccumulative and toxic chemicals and recommend steps to reduce and eliminate future releases. Ecology and the Department of Health (DOH) have completed five CAPs (three-toxic chemicals and two-heavy metals). The agencies recently released interim recommendations for a sixth CAP, addressing PFAS (per- and polyfluorinated alkyl substances) contamination in drinking water and sources of PFAS contamination. Ecology is requesting funding to implement CAP recommendations. Washington residents are being exposed to PFAS, Polychlorinated Biphenyls (PCBs), lead and other toxics because preventable releases of these chemicals have not been addressed. This request is for funding to implement CAP recommendations. Related to Puget Sound Action Agenda implementation. (Model Toxics Control Capital Account )

**Project Description**

Estimates for capital reappropriation amounts are based on current biennium appropriations minus expenditures through July 2022 Fiscal Month 13.

**Location**

City: Statewide County: Statewide Legislative District: 098

**Project Type**

Grants

Grant Recipient Organization: Local governments

RCW that establishes grant: N/A

**Application process used**

Ecology will coordinate with the LSC Partnership to develop and implement new guidelines and criteria for the product replacement element to be incorporated into the existing LSC contractual framework.

**Growth Management impacts**

N/A

**Funding**

Acct Code	Account Title	Estimated Total	Expenditures		2023-25 Fiscal Period	
			Prior Biennium	Current Biennium	Reappropriations	New Appropriations
23N-1	MTC Capital Account-State	3,704,000	2,107,000	928,000	669,000	
	<b>Total</b>	<b>3,704,000</b>	<b>2,107,000</b>	<b>928,000</b>	<b>669,000</b>	<b>0</b>
<b>Future Fiscal Periods</b>						
		<u>2025-27</u>	<u>2027-29</u>	<u>2029-31</u>	<u>2031-33</u>	
23N-1	MTC Capital Account-State	0	0	0	0	
	<b>Total</b>	<b>0</b>	<b>0</b>	<b>0</b>	<b>0</b>	

**461 - Department of Ecology  
Capital Project Request**

2023-25 Biennium

\*

**Version:** BI Biennial 2023-25 Initial

**Report Number:** CBS002

**Date Run:** 9/7/2022 12:23PM

**Project Number:** 40000210

**Project Title:** Chemical Action Plan Implementation

**Operating Impacts**

---

No Operating Impact

461 - Department of Ecology  
 Capital Project Request

2023-25 Biennium

\*

Version: BI Biennial 2023-25 Initial

Report Number: CBS002

Date Run: 9/8/2022 11:28AM

Project Number: 40000376

Project Title: 2021-23 Freshwater Algae Grant Program

**Description**

Starting Fiscal Year: 2022  
 Project Class: Grant - Pass Through  
 Agency Priority: 0

**Project Summary**

In 2005, the Washington State Legislature established funding for the Freshwater Algae Program (FAP) through an annual one-dollar license fee assessed to the owners of boats. This program includes elements for public education, technical assistance, and grants. The FAP provides financial and technical assistance to local and state governments, tribes, and special purpose districts to prevent and control excessive freshwater algae growth. The Aquatic Algae Control Account was created in the state treasury and expenditures from this account may only be used as provided in RCW 43.21A.667. In 2021-23 there was a technical adjustment that moved funding for the FAP from the operating budget to the capital budget, similar to many other pass-through funding programs. This allows communities more predictable and durable funding for their local projects. Related to Puget Sound Action Agenda Implementation. (Aquatic Algae Control Account )

**Project Description**

Estimates for capital reappropriation amounts are based on current biennium appropriations minus expenditures through July 2022 Fiscal Month 13.

**Project Type**

Grants

**Grant Recipient Organization:** Grants are awarded competitively to public entities.

**RCW that establishes grant:** RCW 43.21A.667

**Application process used**

The Freshwater Aquatic Algae Grant program runs on an annual funding cycle for projects. The application period begins October 15th and closes on November 15th of each year. Eligible entities include cities, counties, state agencies, tribes, and special purpose districts. Ecology evaluates grant applications according to criteria established in the program guidelines. We publish the list of projects proposed for funding in late January/early February each year. Costs include maintenance and updates to the grant/loan applications in the agency's grant and loan system

**Growth Management impacts**

N/A

**Funding**

Acct Code	Account Title	Estimated Total	Expenditures		2023-25 Fiscal Period	
			Prior Biennium	Current Biennium	Reapprops	New Approps
10A-1	Aq Algae Cntrl Acct-State	730,000		151,000	579,000	
	<b>Total</b>	<b>730,000</b>	<b>0</b>	<b>151,000</b>	<b>579,000</b>	<b>0</b>
<b>Future Fiscal Periods</b>						
		<u>2025-27</u>	<u>2027-29</u>	<u>2029-31</u>	<u>2031-33</u>	
10A-1	Aq Algae Cntrl Acct-State	0	0	0	0	
	<b>Total</b>	<b>0</b>	<b>0</b>	<b>0</b>	<b>0</b>	

**461 - Department of Ecology  
Capital Project Request**

2023-25 Biennium

\*

**Version:** BI Biennial 2023-25 Initial

**Report Number:** CBS002

**Date Run:** 9/8/2022 11:28AM

**Project Number:** 40000376

**Project Title:** 2021-23 Freshwater Algae Grant Program

**Operating Impacts**

---

No Operating Impact



461 - Department of Ecology  
 Capital Project Request

2023-25 Biennium

\*

Version: BI Biennial 2023-25 Initial

Report Number: CBS002

Date Run: 9/7/2022 11:52AM

Project Number: 30000588

Project Title: Columbia River Water Supply Development Program

**Description**

Starting Fiscal Year: 2016  
 Project Class: Grant - Pass Through  
 Agency Priority: 0

**Project Summary**

Ecology is requesting reappropriation from the Columbia River Basin Water Supply Revenue Recovery Account to continue implementing the Columbia River Basin Water Supply Development Program (Chapter 90.90 RCW). The funding will continue projects that are in various stages of completion. These investments will help meet priority needs of the water users in the Columbia River Basin. (Columbia River Basin Water Supply Revenue Recovery Account )

**Project Description**

Estimates for capital reappropriation amounts are based on current biennium appropriations minus expenditures through July 2022 Fiscal Month 13.

**Location**

City: Statewide

County: Statewide

Legislative District: 098

**Project Type**

Grants

Grant Recipient Organization: Local Entities

RCW that establishes grant: Legislative Appropriation

**Application process used**

Competitive grants to local entities for projects developed in cooperation with the Columbia River Basin Policy Advisory Group.

**Growth Management impacts**

N/A

**Funding**

Acct Code	Account Title	Estimated Total	Expenditures		2023-25 Fiscal Period	
			Prior Biennium	Current Biennium	Reappropriations	New Appropriations
10P-1	Col River Water-State	16,800,000	16,800,000			
296-1	Col River Bas Wtr Su-State	2,200,000	1,172,000	511,000	517,000	
	<b>Total</b>	<b>19,000,000</b>	<b>17,972,000</b>	<b>511,000</b>	<b>517,000</b>	<b>0</b>

**Future Fiscal Periods**

Acct Code	Account Title	2025-27	2027-29	2029-31	2031-33
		10P-1	Col River Water-State		
296-1	Col River Bas Wtr Su-State				
	<b>Total</b>	<b>0</b>	<b>0</b>	<b>0</b>	<b>0</b>

**Operating Impacts**

**461 - Department of Ecology  
Capital Project Request**

2023-25 Biennium

\*

**Version:** BI Biennial 2023-25 Initial

**Report Number:** CBS002

**Date Run:** 9/7/2022 11:52AM

**Project Number:** 30000588

**Project Title:** Columbia River Water Supply Development Program

**Operating Impacts**

---

No Operating Impact

461 - Department of Ecology  
 Capital Project Request

2023-25 Biennium

\*

Version: BI Biennial 2023-25 Initial

Report Number: CBS002

Date Run: 9/7/2022 11:50AM

Project Number: 30000536

Project Title: Coastal Wetlands Federal Funds

**Description**

Starting Fiscal Year: 2016  
 Project Class: Grant - Pass Through  
 Agency Priority: 0

**Project Summary**

Ecology requests reappropriation authority for the National Coastal Wetland Conservation Grant program administered by the U.S. Fish & Wildlife Service. This federal grant program provides financing to protect important coastal and estuarine areas that have significant conservation, recreation, or ecological value. Coastal wetlands comprise less than 10 percent of U.S. land area, but support a high percentage of the nation's threatened and endangered species, fishery resources, migratory song birds, and migrating and wintering waterfowl. Ecology administers the pass through of these federal grants to other state or local government entities, tribes and non-governmental organizations. This funding was originally appropriated in the 2013-15 Biennium Capital Budget. (General Fund Federal)

**Project Description**

Estimates for capital reappropriation amounts are based on current biennium appropriations minus expenditures through July 2022 Fiscal Month 13.

**Location**

City: Statewide

County: Statewide

Legislative District: 098

**Project Type**

Grants

Grant Recipient Organization: Unknown until grant awards are made.

RCW that establishes grant: N/A

**Application process used**

Ecology helps local governments, state agencies, tribes, and nonprofit organizations apply for federal funding. Funding applications are due in June for National Coastal Wetlands Grants and April for Coastal and Estuarine Land Conservation Program grants.

**Growth Management impacts**

None; some local governments may secure grants to protect wetlands within their jurisdictions.

**Funding**

Acct Code	Account Title	Estimated Total	Expenditures		2023-25 Fiscal Period	
			Prior Biennium	Current Biennium	Reappropriations	New Appropriations
001-2	General Fund-Federal	10,000,000	6,225,000	3,262,000	513,000	
	<b>Total</b>	<b>10,000,000</b>	<b>6,225,000</b>	<b>3,262,000</b>	<b>513,000</b>	<b>0</b>
<b>Future Fiscal Periods</b>						
		<u>2025-27</u>	<u>2027-29</u>	<u>2029-31</u>	<u>2031-33</u>	
001-2	General Fund-Federal	0	0	0	0	
	<b>Total</b>	<b>0</b>	<b>0</b>	<b>0</b>	<b>0</b>	

**461 - Department of Ecology  
Capital Project Request**

2023-25 Biennium

\*

**Version:** BI Biennial 2023-25 Initial

**Report Number:** CBS002

**Date Run:** 9/7/2022 11:50AM

**Project Number:** 30000536

**Project Title:** Coastal Wetlands Federal Funds

**Operating Impacts**

---

No Operating Impact

461 - Department of Ecology  
 Capital Project Request

2023-25 Biennium

\*

Version: BI Biennial 2023-25 Initial

Report Number: CBS002

Date Run: 9/7/2022 12:29PM

Project Number: 40000338

Project Title: 2021-23 Waste Tire Pile Cleanup and Prevention

**Description**

Starting Fiscal Year: 2022  
 Project Class: Grant - Pass Through  
 Agency Priority: 0

**Project Summary**

Illegally dumped tires in Washington continue to pose public health and environmental threats. Tire piles pose risks for highly toxic fires, pollutant leaching and run off, and provide habitat for mosquitoes and other disease carriers. Ecology requires continued ongoing funding to prevent and remove waste tire piles, and enforcement and education on tire storage and hauling regulations. (Waste Tire Removal Account)

**Project Description**

Estimates for capital reappropriation amounts are based on current biennium appropriations minus expenditures through July 2022 Fiscal Month 13.

**Location**

City: Statewide

County: Statewide

Legislative District: 098

**Project Type**

Grants

**Grant Recipient Organization:** Public entities: cities, counties, irrigation or mosquito cntrl distr, universities, and tribes.

**RCW that establishes grant:** Chapter 70A.205 RCW

**Application process used**

Ecology and public entities work together to provide opportunities for waste tire pile prevention, enforcement, and cleanup across Washington.

**Growth Management impacts**

N/A

**Funding**

Acct Code	Account Title	Estimated Total	Expenditures		2023-25 Fiscal Period	
			Prior Biennium	Current Biennium	Reappropriations	New Appropriations
08R-1	Waste Tire Removal A-State	1,000,000		516,000	484,000	
	<b>Total</b>	<b>1,000,000</b>	<b>0</b>	<b>516,000</b>	<b>484,000</b>	<b>0</b>
<b>Future Fiscal Periods</b>						
		<u>2025-27</u>	<u>2027-29</u>	<u>2029-31</u>	<u>2031-33</u>	
08R-1	Waste Tire Removal A-State					
	<b>Total</b>	<b>0</b>	<b>0</b>	<b>0</b>	<b>0</b>	

**Operating Impacts**

No Operating Impact

\*\*\* *This page intentionally blank.* \*\*\*

461 - Department of Ecology  
 Capital Project Request

2023-25 Biennium

\*

Version: BI Biennial 2023-25 Initial

Report Number: CBS002

Date Run: 9/7/2022 11:47AM

Project Number: 30000333

Project Title: Dungeness Water Supply & Mitigation

**Description**

Starting Fiscal Year: 2014  
 Project Class: Grant - Pass Through  
 Agency Priority: 0

**Project Summary**

Over the past two biennia, much time and effort has been spent identifying projects that have the potential to restore flow to, and mitigate impacts within, the Dungeness River Basin. The Dungeness Local Leaders Work Group conducted a multi-variable evaluation and cost benefit analysis of 21 different projects that would restore flows and mitigate other instream impacts. Ecology is requesting reappropriation from the State Building Construction Account to continue implementing projects such as aquifer recharge, source substitution, storage, and acquisition projects that will restore flows and mitigate withdrawals from the Dungeness River and other streams in the Dungeness River Basin. This suite of projects will help restore flows within the watershed, mitigate and offset new water use, allow additional growth and economic development, and avoid the costly problems experienced in other watersheds. (State Building Construction Account )

**Project Description**

Estimates for capital reappropriation amounts are based on current biennium appropriations minus expenditures through July 2022 Fiscal Month 13.

**Location**

City: Statewide

County: Statewide

Legislative District: 098

**Project Type**

Grants

Grant Recipient Organization: Local Entities

RCW that establishes grant: Legislative Appropriation

**Application process used**

Competitive grants to local entities.

**Growth Management impacts**

N/A

**Funding**

Acct Code	Account Title	Estimated Total	Expenditures		2023-25 Fiscal Period	
			Prior Biennium	Current Biennium	Reapprops	New Approps
057-1	State Bldg Constr-State	2,050,000	1,478,000	118,000	454,000	
	<b>Total</b>	<b>2,050,000</b>	<b>1,478,000</b>	<b>118,000</b>	<b>454,000</b>	<b>0</b>
<b>Future Fiscal Periods</b>						
		<u>2025-27</u>	<u>2027-29</u>	<u>2029-31</u>	<u>2031-33</u>	
057-1	State Bldg Constr-State					
	<b>Total</b>	<b>0</b>	<b>0</b>	<b>0</b>	<b>0</b>	

**Operating Impacts**

**461 - Department of Ecology  
Capital Project Request**

2023-25 Biennium

\*

**Version:** BI Biennial 2023-25 Initial

**Report Number:** CBS002

**Date Run:** 9/7/2022 11:47AM

**Project Number:** 30000333

**Project Title:** Dungeness Water Supply & Mitigation

**Operating Impacts**

---

No Operating Impact



461 - Department of Ecology  
 Capital Project Request

2023-25 Biennium

\*

Version: BI Biennial 2023-25 Initial

Report Number: CBS002

Date Run: 9/7/2022 11:14AM

Project Number: 19742006

Project Title: Water Supply Facilities

**Description**

Starting Fiscal Year: 1974  
 Project Class: Grant - Pass Through  
 Agency Priority: 0

**Project Summary**

Ecology requests reappropriation from the State and Local Improvements Revolving Account to continue agricultural water supply and conservation projects currently under contract for the Water Supply Facilities Program. These projects will improve the efficiency and reliability of agricultural water supplies throughout the state while protecting and improving streamflows. (State & Local Improvements Revolving Account - Water Supply Facilities (Ref. 38))

**Project Description**

Estimates for capital reappropriation amounts are based on current biennium appropriations minus expenditures through July 2022 Fiscal Month 13.

**Project Type**

Grants

Grant Recipient Organization: Public Water Supply

RCW that establishes grant: Chapter 43.83B RCW

**Application process used**

The agriculture water supply projects in this program result from use of a competitive process established by 173.170 WAC.

**Growth Management impacts**

N/A

**Funding**

Acct Code	Account Title	Estimated Total	Expenditures		2023-25 Fiscal Period	
			Prior Biennium	Current Biennium	Reappropriations	New Appropriations
05W-1	State Drought Prep-State	3,899,000	3,899,000			
072-1	Improv-Water Supply-State	11,512,000	11,217,000		295,000	
	<b>Total</b>	<b>15,411,000</b>	<b>15,116,000</b>	<b>0</b>	<b>295,000</b>	<b>0</b>
<b>Future Fiscal Periods</b>						
		<u>2025-27</u>	<u>2027-29</u>	<u>2029-31</u>	<u>2031-33</u>	
05W-1	State Drought Prep-State					
072-1	Improv-Water Supply-State					
	<b>Total</b>	<b>0</b>	<b>0</b>	<b>0</b>	<b>0</b>	

**Operating Impacts**

No Operating Impact

\*\*\* *This page intentionally blank.* \*\*\*

461 - Department of Ecology  
 Capital Project Request

2023-25 Biennium

\*

Version: BI Biennial 2023-25 Initial

Report Number: CBS002

Date Run: 9/7/2022 11:53AM

Project Number: 30000590

Project Title: Yakima River Basin Water Supply

**Description**

Starting Fiscal Year: 2016  
 Project Class: Grant - Pass Through  
 Agency Priority: 0

**Project Summary**

Current water resources infrastructure, programs, and policies in the Yakima River Basin have not been able to consistently meet the environmental and economic demands that support Basin aquatic resources, fish and wildlife habitat, dry -year irrigation, and municipal water supplies. A diverse set of local stakeholders developed the Yakima River Basin Integrated Water Resources Management Plan to provide a comprehensive long -term water resources and habitat improvement program to address this situation. Ecology is requesting reappropriation to continue implementing this program in cooperation with the U.S. Bureau of Reclamation and local stakeholders. This program will support the regional economy and protect the environment. (State Building Construction Account and State Taxable Building Construction Account )

**Project Description**

Estimates for capital reappropriation amounts are based on current biennium appropriations minus expenditures through July 2022 Fiscal Month 13.

**Location**

City: Statewide County: Statewide Legislative District: 098

**Project Type**

Grants

Grant Recipient Organization: Local Entities

RCW that establishes grant: Legislative Appropriation

**Application process used**

Competitive grants to local entities for projects developed in cooperation with the Columbia River Basin Policy Advisory Group.

**Growth Management impacts**

N/A

**Funding**

Acct Code	Account Title	Estimated Total	Expenditures		2023-25 Fiscal Period	
			Prior Biennium	Current Biennium	Reappropriations	New Appropriations
057-1	State Bldg Constr-State	9,800,000	9,800,000			
355-1	St. Bld Const Acct-State	20,200,000	16,644,000	3,262,000	294,000	
	<b>Total</b>	<b>30,000,000</b>	<b>26,444,000</b>	<b>3,262,000</b>	<b>294,000</b>	<b>0</b>
<b>Future Fiscal Periods</b>						
		<u>2025-27</u>	<u>2027-29</u>	<u>2029-31</u>	<u>2031-33</u>	
057-1	State Bldg Constr-State					
355-1	St. Bld Const Acct-State					
	<b>Total</b>	<b>0</b>	<b>0</b>	<b>0</b>	<b>0</b>	

**461 - Department of Ecology  
Capital Project Request**

**2023-25 Biennium**

\*

**Version:** BI Biennial 2023-25 Initial

**Report Number:** CBS002

**Date Run:** 9/7/2022 11:53AM

**Project Number:** 30000590

**Project Title:** Yakima River Basin Water Supply

**Operating Impacts**

---

**No Operating Impact**

461 - Department of Ecology  
 Capital Project Request

2023-25 Biennium

\*

Version: BI Biennial 2023-25 Initial

Report Number: CBS002

Date Run: 9/8/2022 10:53AM

Project Number: 40000115

Project Title: 2019-21 Reducing Toxic Diesel Emissions

**Description**

Starting Fiscal Year: 2020  
 Project Class: Grant - Pass Through  
 Agency Priority: 0

**Project Summary**

Ecology has identified diesel exhaust as the toxic air pollutant most harmful to public health. An Ecology air pollution cancer risk study shows that diesel exhaust, causes or contributes to 70 percent of the airborne cancer risk in Washington (Concerns about Adverse Health Effects of Diesel Engine Emissions, Publication 0802032). It makes healthy people more at risk for respiratory disease and worsens the health of people with asthma, heart disease, and lung disease. Tens of thousands of older, high-polluting diesel vehicles and equipment operate in Washington. This pass-through grant program will install idle reduction technology on school buses, emergency response vehicles, construction equipment and on-road trucks; and scrap and replace the oldest and highest-polluting vehicles, equipment, and engines statewide (projects ineligible for Volkswagen settlement funding. Related to Puget Sound Action Agenda Implementation). (Air Pollution Control Account)

**Project Description**

Estimates for capital reappropriation amounts are based on current biennium appropriations minus expenditures through July 2022 Fiscal Month 13.

**Project Type**

Grants

Grant Recipient Organization: Multiple

RCW that establishes grant: N/A

**Application process used**

Grant awards will be based on viability of technology or program proposed, cost of the project, readiness to proceed, percent cost share, and estimated toxic and greenhouse gas emissions reduced as a result of the project. Ecology will also consider how the project will reduce exposure to sensitive populations (children, elderly, those with existing disease) and economically disadvantaged communities.

**Growth Management impacts**

N/A

**Funding**

Acct Code	Account Title	Estimated Total	Expenditures		2023-25 Fiscal Period	
			Prior Biennium	Current Biennium	Reapprops	New Approps
216-1	Air Pollution Ctl Ac-State	1,000,000	486,000	295,000	219,000	
	<b>Total</b>	<b>1,000,000</b>	<b>486,000</b>	<b>295,000</b>	<b>219,000</b>	<b>0</b>
<b>Future Fiscal Periods</b>						
		<u>2025-27</u>	<u>2027-29</u>	<u>2029-31</u>	<u>2031-33</u>	
216-1	Air Pollution Ctl Ac-State	0	0	0	0	
	<b>Total</b>	<b>0</b>	<b>0</b>	<b>0</b>	<b>0</b>	

**461 - Department of Ecology  
Capital Project Request**

**2023-25 Biennium**

\*

**Version:** BI Biennial 2023-25 Initial

**Report Number:** CBS002

**Date Run:** 9/8/2022 10:53AM

**Project Number:** 40000115

**Project Title:** 2019-21 Reducing Toxic Diesel Emissions

**Operating Impacts**

---

**No Operating Impact**

461 - Department of Ecology  
 Capital Project Request

2023-25 Biennium

\*

Version: BI Biennial 2023-25 Initial

Report Number: CBS002

Date Run: 9/7/2022 11:59AM

Project Number: 30000740

Project Title: Water Irrigation Efficiencies Program

**Description**

Starting Fiscal Year: 2018  
 Project Class: Grant  
 Agency Priority: 0

**Project Summary**

The Water Irrigation Efficiencies Program is a statewide effort to improve how water is delivered and applied on agricultural lands. Projects funded through this program provide improved on-farm water application so water use is more efficient, while still allowing the producer to grow crops. Program funding is also used to improve water conveyance to reduce water loss through leakage and evaporation. Water saved in this program is placed into the state Trust Water Right Program for instream purposes. Ecology requests reappropriation as pass-through funds for the Washington State Conservation Commission (SCC) and conservation districts to help the agricultural community implement water conservation measures and irrigation efficiencies projects. (State Building Construction Account )

**Project Description**

Estimates for capital reappropriation amounts are based on current biennium appropriations minus expenditures through July 2022 Fiscal Month 13.

**Location**

City: Statewide

County: Statewide

Legislative District: 098

**Project Type**

Grants

Grant Recipient Organization: Conservation Districts

RCW that establishes grant: N/A

**Application process used**

Local conservation districts help agriculture clients determine eligibility criteria. Cost share proposals are approved by SCC and Ecology staff with review by the Department of Fish and Wildlife.

**Growth Management impacts**

N/A

**Funding**

Acct Code	Account Title	Estimated Total	Expenditures		2023-25 Fiscal Period	
			Prior Biennium	Current Biennium	Reappropriations	New Appropriations
057-1	State Bldg Constr-State	6,500,000	5,861,000	435,000	204,000	
	<b>Total</b>	<b>6,500,000</b>	<b>5,861,000</b>	<b>435,000</b>	<b>204,000</b>	<b>0</b>
<b>Future Fiscal Periods</b>						
		<u>2025-27</u>	<u>2027-29</u>	<u>2029-31</u>	<u>2031-33</u>	
057-1	State Bldg Constr-State					
	<b>Total</b>	<b>0</b>	<b>0</b>	<b>0</b>	<b>0</b>	

**Operating Impacts**

**461 - Department of Ecology  
Capital Project Request**

**2023-25 Biennium**

\*

**Version:** BI Biennial 2023-25 Initial

**Report Number:** CBS002

**Date Run:** 9/7/2022 11:59AM

**Project Number:** 30000740

**Project Title:** Water Irrigation Efficiencies Program

**Operating Impacts**

---

**No Operating Impact**



461 - Department of Ecology  
 Capital Project Request

2023-25 Biennium

\*

Version: BI Biennial 2023-25 Initial

Report Number: CBS002

Date Run: 9/7/2022 11:15AM

Project Number: 20042951

Project Title: Twin Lake Aquifer Recharge Project

**Description**

Starting Fiscal Year: 2004  
 Project Class: Grant - Pass Through  
 Agency Priority: 0

**Project Summary**

Ecology requests reappropriation from the State Building Construction Account to continue the Twin Lakes Aquifer Recharge Project located in the Methow Valley. The project is being undertaken to restore declining aquifer and lake levels in and around Twin Lakes. (State Building Construction Account )

**Project Description**

Estimates for capital reappropriation amounts are based on current biennium appropriations minus expenditures through July 2022 Fiscal Month 13.

**Location**

City: Twisp

County: Okanogan

Legislative District: 012

**Project Type**

Infrastructure Preservation (Minor Works)

**Grant Recipient Organization:** Contracts to private engineering firms using cost reimbursement study contractor pool

**RCW that establishes grant:** Legislative Appropriation

**Application process used**

Use study contractor from the water right cost reimbursement contractor pool.

**Growth Management impacts**

N/A

**Funding**

Acct Code	Account Title	Estimated Total	Expenditures		2023-25 Fiscal Period	
			Prior Biennium	Current Biennium	Reapprops	New Approps
057-1	State Bldg Constr-State	750,000	604,000	18,000	128,000	
	<b>Total</b>	<b>750,000</b>	<b>604,000</b>	<b>18,000</b>	<b>128,000</b>	<b>0</b>
<b>Future Fiscal Periods</b>						
		<u>2025-27</u>	<u>2027-29</u>	<u>2029-31</u>	<u>2031-33</u>	
057-1	State Bldg Constr-State	0	0	0	0	
	<b>Total</b>	<b>0</b>	<b>0</b>	<b>0</b>	<b>0</b>	

**Operating Impacts**

No Operating Impact

\*\*\* *This page intentionally blank.* \*\*\*

461 - Department of Ecology  
 Capital Project Request

2023-25 Biennium

\*

Version: BI Biennial 2023-25 Initial

Report Number: CBS002

Date Run: 9/8/2022 10:20AM

Project Number: 30000708

Project Title: Swift Creek Natural Asbestos Flood Control and Cleanup

**Description**

Starting Fiscal Year: 2018  
 Project Class: Grant - Pass Through  
 Agency Priority: 0

**Project Summary**

For 80 years, a slow-moving landslide from Sumas Mountain in the Swift Creek watershed has carried large volumes of slide debris into the stream and floodplain below. This material – contaminated with naturally occurring asbestos and heavy metals – fills and chokes the stream channel, causing serious flooding and sediment deposits in surrounding settled and agricultural areas. The funding will be used for a series of flood control and sediment management projects and related property acquisition. (State Building Construction Account )

**Project Description**

Estimates for capital reappropriation amounts are based on current biennium appropriations minus expenditures through July 2022 Fiscal Month 13.

**Project Type**

Grants

Grant Recipient Organization: Whatcom County

RCW that establishes grant: N/A

Application process used

N/A

**Growth Management impacts**

This project will help preserve farmland and open space, resulting in less pressure to redevelop these areas, supporting GMA.

**Funding**

Acct Code	Account Title	Estimated Total	Expenditures		2023-25 Fiscal Period	
			Prior Biennium	Current Biennium	Reappropriations	New Appropriations
057-1	State Bldg Constr-State	8,441,000	5,628,000	2,690,000	123,000	
	<b>Total</b>	<b>8,441,000</b>	<b>5,628,000</b>	<b>2,690,000</b>	<b>123,000</b>	<b>0</b>
<b>Future Fiscal Periods</b>						
		<u>2025-27</u>	<u>2027-29</u>	<u>2029-31</u>	<u>2031-33</u>	
057-1	State Bldg Constr-State	0	0	0	0	
	<b>Total</b>	<b>0</b>	<b>0</b>	<b>0</b>	<b>0</b>	

**Operating Impacts**

No Operating Impact

\*\*\* *This page intentionally blank.* \*\*\*

461 - Department of Ecology  
 Capital Project Request

2023-25 Biennium

\*

Version: BI Biennial 2023-25 Initial

Report Number: CBS002

Date Run: 9/7/2022 11:34AM

Project Number: 20052852

Project Title: Quad Cities Water Right Mitigation

**Description**

Starting Fiscal Year: 2005  
 Project Class: Grant - Pass Through  
 Agency Priority: 0

**Project Summary**

Ecology requests reappropriation from the State Building Construction Account to acquire replacement water to mitigate for issuance of a water right permit to divert Columbia River water for use by the Quad Cities (Pasco, Kennewick, Richland, and West Richland). The mitigation water is needed to ensure the Quad Cities water diversion is not interrupted by periodic low flow conditions. The mitigation funding will partially implement a legal settlement between Ecology and the Quad Cities. These mitigation investments will enable the Quad Cities to have water available for growth and economic development and protect stream flows for fish and other instream uses. (State Building Construction Account )

**Project Description**

Estimates for capital reappropriation amounts are based on current biennium appropriations minus expenditures through July 2022 Fiscal Month 13.

**Location**

City: Statewide

County: Statewide

Legislative District: 098

**Project Type**

Grants

Grant Recipient Organization: Water Right Holders

RCW that establishes grant: Legislative Appropriation

**Application process used**

Ecology is attempting to acquire existing water rights to meet the mitigation requirement. Once a willing seller is found, Ecology determines the fair market value of the available water to negotiate a value of the water right.

**Growth Management impacts**

N/A

**Funding**

Acct Code	Account Title	Estimated Total	Expenditures		2023-25 Fiscal Period	
			Prior Biennium	Current Biennium	Reapprops	New Approps
057-1	State Bldg Constr-State	1,599,000	1,484,000		115,000	
	<b>Total</b>	<b>1,599,000</b>	<b>1,484,000</b>	<b>0</b>	<b>115,000</b>	<b>0</b>
<b>Future Fiscal Periods</b>						
		<u>2025-27</u>	<u>2027-29</u>	<u>2029-31</u>	<u>2031-33</u>	
057-1	State Bldg Constr-State					
	<b>Total</b>	<b>0</b>	<b>0</b>	<b>0</b>	<b>0</b>	

**Operating Impacts**

**461 - Department of Ecology  
Capital Project Request**

**2023-25 Biennium**

\*

**Version:** BI Biennial 2023-25 Initial

**Report Number:** CBS002

**Date Run:** 9/7/2022 11:34AM

**Project Number:** 20052852

**Project Title:** Quad Cities Water Right Mitigation

**Operating Impacts**

---

**No Operating Impact**

461 - Department of Ecology  
 Capital Project Request

2023-25 Biennium

\*

Version: BI Biennial 2023-25 Initial

Report Number: CBS002

Date Run: 9/7/2022 11:36AM

Project Number: 30000213

Project Title: Watershed Plan Implementation and Flow Achievement

**Description**

Starting Fiscal Year: 2012  
 Project Class: Grant - Pass Through  
 Agency Priority: 0

**Project Summary**

Local watershed plans were developed using state grant funds issued under Chapter 90.82 RCW (Watershed Planning). These plans identify many statewide capital needs, including new projects, rehabilitation of existing water systems, water conservation and acquisition of existing water rights for instream flow and other future needs. Ecology requests reappropriation from the State Building Construction Account for projects previously authorized by the Legislature to finance capital projects and water acquisition strategies for implementing locally developed watershed plans. These projects and acquisitions will help watershed units meet future water needs while achieving recommended instream flows. (State Building Construction Account)

**Project Description**

Estimates for capital reappropriation amounts are based on current biennium appropriations minus expenditures through July 2022 Fiscal Month 13.

**Location**

City: Statewide County: Statewide Legislative District: 098

**Project Type**

Grants

Grant Recipient Organization: Local entities with an adopted watershed plan or other similar type plan

RCW that establishes grant: Chapter 90.82 RCW

**Application process used**

A competitive grant process was used for each of the categories funded through this appropriation.

**Growth Management impacts**

N/A

**Funding**

Acct Code	Account Title	Estimated Total	Expenditures		2023-25 Fiscal Period	
			Prior Biennium	Current Biennium	Reapps	New Approps
057-1	State Bldg Constr-State	8,000,000	7,933,000		67,000	
	<b>Total</b>	<b>8,000,000</b>	<b>7,933,000</b>	<b>0</b>	<b>67,000</b>	<b>0</b>
<b>Future Fiscal Periods</b>						
		<u>2025-27</u>	<u>2027-29</u>	<u>2029-31</u>	<u>2031-33</u>	
057-1	State Bldg Constr-State					
	<b>Total</b>	<b>0</b>	<b>0</b>	<b>0</b>	<b>0</b>	

**Operating Impacts**

**461 - Department of Ecology  
Capital Project Request**

2023-25 Biennium

\*

**Version:** BI Biennial 2023-25 Initial

**Report Number:** CBS002

**Date Run:** 9/7/2022 11:36AM

**Project Number:** 30000213

**Project Title:** Watershed Plan Implementation and Flow Achievement

**Operating Impacts**

---

No Operating Impact



461 - Department of Ecology  
 Capital Project Request

2023-25 Biennium

\*

Version: BI Biennial 2023-25 Initial

Report Number: CBS002

Date Run: 9/7/2022 11:35AM

Project Number: 30000028

Project Title: Watershed Plan Implementation and Flow Achievement

**Description**

Starting Fiscal Year: 2010  
 Project Class: Grant - Pass Through  
 Agency Priority: 0

**Project Summary**

Local watershed plans were developed using state grant funds issued under Chapter 90.82 RCW (Watershed Planning). These plans identify many statewide capital needs, including new projects, rehabilitation of existing water systems, water conservation and acquisition of existing water rights for instream flow and other future needs. Ecology requests reappropriation from the State Building Construction Account for projects previously authorized by the Legislature to finance capital projects and water acquisition strategies for implementing locally developed watershed plans. These projects and acquisitions will help watershed units meet future water needs while achieving recommended instream flows. (State Building Construction Account)

**Project Description**

Estimates for capital reappropriation amounts are based on current biennium appropriations minus expenditures through July 2022 Fiscal Month 13.

**Location**

City: Statewide County: Statewide Legislative District: 098

**Project Type**

Grants

Grant Recipient Organization: Local entities with an adopted watershed plan or other similar type plan

RCW that establishes grant: Chapter 90.82 RCW

**Application process used**

A competitive grant process was used for each of the categories funded through this appropriation.

**Growth Management impacts**

N/A

**Funding**

Acct Code	Account Title	Estimated Total	Expenditures		2023-25 Fiscal Period	
			Prior Biennium	Current Biennium	Reapps	New Approps
057-1	State Bldg Constr-State	5,997,000	5,902,000	33,000	62,000	
	<b>Total</b>	<b>5,997,000</b>	<b>5,902,000</b>	<b>33,000</b>	<b>62,000</b>	<b>0</b>
<b>Future Fiscal Periods</b>						
		<u>2025-27</u>	<u>2027-29</u>	<u>2029-31</u>	<u>2031-33</u>	
057-1	State Bldg Constr-State					
	<b>Total</b>	<b>0</b>	<b>0</b>	<b>0</b>	<b>0</b>	

**Operating Impacts**

**461 - Department of Ecology  
Capital Project Request**

2023-25 Biennium

\*

**Version:** BI Biennial 2023-25 Initial

**Report Number:** CBS002

**Date Run:** 9/7/2022 11:35AM

**Project Number:** 30000028

**Project Title:** Watershed Plan Implementation and Flow Achievement

**Operating Impacts**

---

No Operating Impact

461 - Department of Ecology  
 Capital Project Request

2023-25 Biennium

\*

Version: BI Biennial 2023-25 Initial

Report Number: CBS002

Date Run: 9/7/2022 11:35AM

Project Number: 20081951

Project Title: Transfer of Water Rights for Cabin Owners

**Description**

Starting Fiscal Year: 2008  
 Project Class: Grant - Pass Through  
 Agency Priority: 0

**Project Summary**

Ecology requests reappropriation from the State Building Construction Account to continue the Transfer of Water Rights for Cabin Owner's project. The request will allow purchase of additional water for domestic water users in the Yakima Basin that have a surface water right with a priority date later than May 10, 1905, as well as purchases for all out-of-priority surface water users in the Basin. (State Building Construction Account)

**Project Description**

Estimates for capital reappropriation amounts are based on current biennium appropriations minus expenditures through July 2022 Fiscal Month 13.

**Location**

City: Statewide

County: Statewide

Legislative District: 098

**Project Type**

Grants

Grant Recipient Organization: Surface water right holders with a priority date after May 10, 1905

RCW that establishes grant: Legislative Appropriation

**Application process used**

This project is targeted toward domestic water users in the Yakima River Basin WRIAs 37, 38, and 39 that have a surface water right with a priority date later than May 10, 1905, as well as for all out of priority surface water users in the Yakima Basin, per the requirements of the 2007-09 Biennial Capital Budget.

**Growth Management impacts**

N/A

**Funding**

Acct Code	Account Title	Estimated Total	Expenditures		2023-25 Fiscal Period	
			Prior Biennium	Current Biennium	Reapprops	New Approps
057-1	State Bldg Constr-State	450,000	393,000		57,000	
	<b>Total</b>	<b>450,000</b>	<b>393,000</b>	<b>0</b>	<b>57,000</b>	<b>0</b>
<b>Future Fiscal Periods</b>						
		<u>2025-27</u>	<u>2027-29</u>	<u>2029-31</u>	<u>2031-33</u>	
057-1	State Bldg Constr-State					
	<b>Total</b>	<b>0</b>	<b>0</b>	<b>0</b>	<b>0</b>	

**Operating Impacts**

No Operating Impact

\*\*\* *This page intentionally blank.* \*\*\*